



690 Chesterfield Pkwy W • Chesterfield MO 63017-0760
Phone: 636-537-4000 • Fax 636-537-4798 • www.chesterfield.mo.us

Planning Commission Staff Report

Meeting Date: June 10th, 2024

From: Alyssa Ahner, Senior Planner

Location: 649 Spirit Valley Central Drive

Description: Spirit Valley Business Park, Lot 4b: A Site Development Section Plan, Landscape Plan, Lighting Plan, and Architectural Elevations for a 1-acre tract of land located south of Olive Street Road and west of Spirit Valley Central Drive (Ward 4).

PROPOSAL SUMMARY

Stock & Associates Consulting Engineers, on behalf of Spirit Valley Development, has submitted a Site Development Section Plan, Landscape Plan, Lighting Plan, and Architectural Elevation for a proposed 11,800 square foot warehouse in an existing industrial park.



Figure 1: Subject Site

RELEVANT HISTORY OF SUBJECT SITE

2007: Spirit Valley Business Park was rezoned from “NU” Non-Urban to “PI” Planned Industrial.

2008: Record Plat established seventeen (17) lots.

2016: Lot 4 was split creating Lot 4a and Lot 4b.

2018: Current governing [Ordinance 3002](#) was established.

STAFF ANALYSIS

A. Site Relationships

The subject site is surrounded by an existing industrial park – Spirit Valley Business Park Phase 1. The undeveloped property to the west is Spirit Valley Business Park Phase 2. Phase 2 construction is currently underway including the roadway and a warehouse on Lot 3. The boundaries of these two subdivisions may be seen depicted in *Figure 2*.

The building is proposed to be 11,800 square feet with a maximum height of 23'. This is similar in scale – given the lot size – to the remainder of the Spirit Valley Business Park development. *Figure 3* depicts the square footage and maximum height of a few nearby buildings.



Figure 2: Surrounding subdivisions



Figure 3: Size of nearby buildings

B. Circulation, Parking, and Access

The proposed development would obtain access via an existing driveway off of Spirit Valley Central Drive. This is a shared driveway with Lot 4a to the south and an established cross-access easement.

A sidewalk is required along the lot frontage and has been accounted for on the plan. This will connect to the sidewalk of Lot 4a and would connect to any future sidewalk of the lots to the north.

A parking area is located behind the proposed warehouse and is to be fenced and gated. The fence will be 6' and will



Figure 4: Circulation and access components

be a coated black chain link with black privacy slats. This is similar to what is used for screening by adjacent lots.

The “Warehouse, general” use requires two (2) parking spaces for every three (3) employees on maximum shift. Seven (7) parking spaces are required and twelve (12) parking spaces are being provided. There are a few parking spaces labeled as “Future Parking” and these are simply a place holder to account for future expansion should one be necessary. An Amended Site Development Section Plan would be required for these “Future Parking” spaces to be approved.

C. Materials & Design

The building will be constructed of concrete tilt-up panels and will be painted a light beige (“Acier”). A darker complimentary color (“Iron Ore”) will be utilized to accent bands around the building while a touch of red (“Positive Red”) will be utilized for smaller accents.

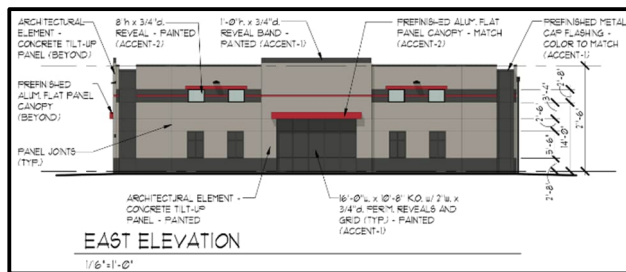


Figure 5: East elevation facing Spirit Valley Central Dr.

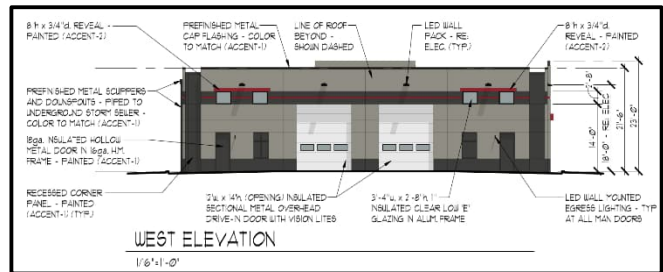


Figure 6: West elevation facing SVBP Phase 2

The west elevation of the building – facing the parking area and soon to be warehouse for Tubular USA – will feature two (2) sectional metal drive-in doors in white. This area is to be fenced and gated, however, *Figure 7* depicts the elevation of SVBP Phase 2, Lot 3 (Tubular USA) that will be facing and immediately adjacent to this proposed development.



Figure 7: Tubular USA warehouse immediately to the west

D. Landscape Design and Screening

The site requires a minimum of 30% openspace and 43.8% will be provided. As previously mentioned in the “Circulation, Parking, and Access” section of this report, the plan depicts “Future Parking” so an additional openspace calculation has been provided by the applicant to ensure requirements could still be met should an expansion be necessary.

Landscaping includes street trees along Spirit Valley Central Drive and shrubs/grasses of a few varieties to screen utility transformers and the trash enclosure. There is also a 1,000 sq ft bioretention in the northwest corner of the site that will include plantings per MSD requirements. It should be noted that there is a 60’ wide pipeline easement across the lot and plantings are not permitted in this area per Marathon Pipeline.

Roof top mechanical equipment is not being proposed at this time, however, the parapet does provide a level of screening should roof top equipment be necessary in the future.

E. Lighting

There are two (2) light poles proposed. One will be located at the parking lot entrance and another one in the northwest corner of the site near the bioretention. The fixtures proposed are consistent with what is utilized throughout the remainder of Spirit Valley Business Park. Wall packs are proposed on the east, south, and west elevation and will be located just above the window "eyebrows". All lighting has been found to be code compliant.

ARCHITECTURAL REVIEW BOARD

This project was reviewed at the April 11th, 2024 Architectural Review Board meeting. There was significant discussion that the building lacked articulation and relief. The east elevation, which is the most prominent public view as it faces Spirit Valley Central Drive, was a specific area of concern. At that time, the Board made a recommendation to approve as presented and the motion failed by a vote of 1-4.

The applicant subsequently used some of the discussion points made by Architectural Review Board to revise their proposal and requested that the Board review the project for a second time prior to moving forward to Planning Commission. The revisions included the following:

- Additional landscaping surrounding a proposed transformer along the southern property line.
- Reveals on all elevations painted to create the illusion of windows.
- Recessed corners on all four building corners.
- Additional 16x10 painted reveal on the east elevation to match the one proposed on the south elevation.

These revisions were reviewed at the May 9th, 2024 Architectural Review Board meeting and the Board felt they adequately addressed their initial concerns. A motion to recommend approval was made and passed by a vote of 6-0.

PROPOSED RENDERING



DEPARTMENT INPUT

Staff has reviewed the Site Development Section Plan, Landscape Plan, Lighting Plan, and Architectural Elevations and found that it meets the requirements to be presented to the Planning Commission for review. Staff recommends action.

MOTION

The following options are provided to the Planning Commission for consideration relative to this application:

"I move to approve (or deny) the Site Development Section Plan, Landscape Plan, Lighting Plan, and Architectural Elevations for Spirit Valley Business Park, Lot 4b as presented."

"I move to approve the Amended Site Plan, Landscape Plan, Lighting Plan, and Architectural Elevations for Spirit Valley Business Park, Lot 4b with the following conditions..."

Attachments:

1. Applicant Submittal Packet

SITE DEVELOPMENT SECTION PLAN

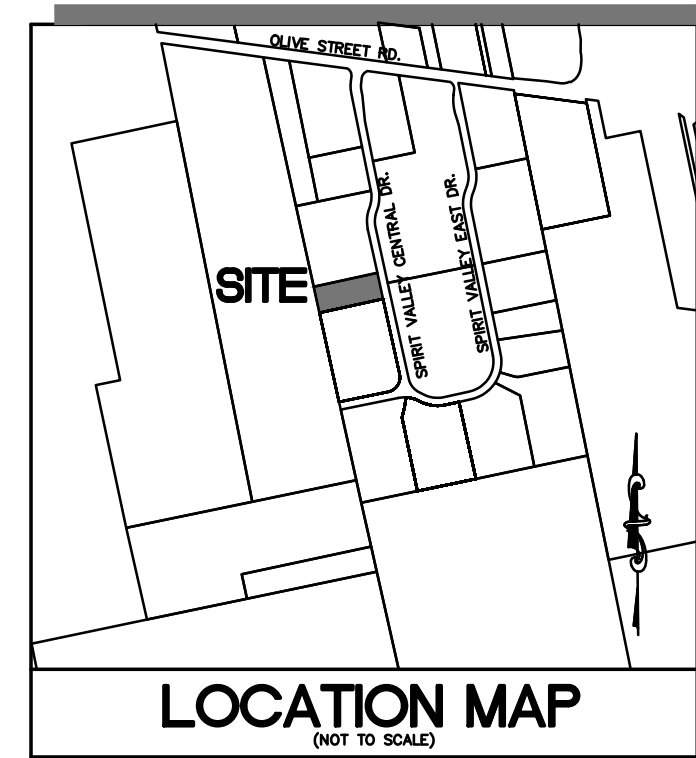
A TRACT OF LAND BEING ADJUSTED LOT 4B OF LOT SPLIT PLAT OF LOT 4 OF SPIRIT VALLEY BUSINESS PARK AS RECORDED IN PLAT BOOK 364, PAGE 445 LOCATED IN TOWNSHIP 45 NORTH, RANGE 3 EAST OF THE 5TH PRINCIPAL MERIDIAN CITY OF CHESTERFIELD, ST. LOUIS COUNTY, MISSOURI

LEGEND

EXISTING CONTOURS	---
PROPOSED CONTOURS	---
EXISTING SANITARY SEWERS	---
PROPOSED SANITARY SEWERS	---
PROPOSED STORM SEWERS	---
EXISTING RIGHT-OF-WAY	---
PROPOSED RIGHT-OF-WAY	---
CENTERLINE	---
EASEMENT	---
NOTES PARKING SPACES	(P)
GUY WIRE	↑
EXISTING SPOT ELEVATION	+ 100.10
PROPOSED SPOT ELEVATION	~ 100.10
SWALE	---
TO BE REMOVED	T.B.R.
TO BE REMOVED & RELOCATED	T.B.R. & R.
TO BE USED IN PLACE	U.P.
BACK OF CURB	B.C.
FACE OF CURB	F.C.
TRASH ENCLOSURE	⊗
EXISTING LIGHT STANDARD	☆
GAS MAIN	G
WATER MAIN	W
UNDERGROUND TELEPHONE	T
UNDERGROUND TELEPHONE	(E)

ABBREVIATIONS

W	- WATER	DB	- DEED BOOK
E	- ELECTRIC	PB	- PLAT BOOK
OE	- OVERHEAD ELECTRIC	PG	- PAGE
UE	- UNDERGROUND ELECTRIC	(-W)	- RIGHT-OF-WAY WIDTH
G	- GAS	(REC)	- RECORD INFORMATION
T	- TELEPHONE	FT	- FEET
TBR	- TO BE REMOVED	N/F	- NOW OR FORMERLY
TBR & R	- TO BE REMOVED AND REPLACED	FND	- FOUND
UIP	- USE IN PLACE	SO	- SQUARE
ATG	- ADJUST TO GRADE	CO	- CLEANOUT
BC	- BACK OF CURB	MH	- MANHOLE
FC	- FACE OF CURB	AI	- AREA INLET
TW	- TOP OF WALL	CI	- CURB INLET
BW	- BOTTOM OF WALL	GI	- GRATE INLET
P/MT	- PAVEMENT	YD	- YARD DRAIN
ASPH	- ASPHALT	PVC	- POLYVINYL CHLORIDE PIPE
CONC	- CONCRETE	RCP	- REINFORCED CONCRETE PIPE
GRND	- GROUND	CMP	- CORRUGATED METAL PIPE
FG	- FINISHED GRADE	VCP	- CLAY PIPE
FF	- FINISHED FLOOR	FL	- FLOWLINE
LL	- LOWER LEVEL	TS	- TAILSTAKE
TT	- TOP OF TURF	ELEV. EL	- ELEVATION
TC	- TOP OF CURB	PROP. PR	- PROPOSED
SG	- SUBGRADE	EXIST. EX	- EXISTING
MG	- METHANE GAS	TYP	- TYPICAL
		BMP	- BEST MANAGEMENT PRACTICES
		SWPPP	- STORMWATER POLLUTION PREVENTION PLAN



SITE INFORMATION

ADDRESS LOT 4	= 649 SPIRIT VALLEY CENTRAL DRIVE CHESTERFIELD, MO 63005
SITE AREA	= 1.023 ACRES
OWNER	= SPIRIT VALLEY DEVELOPMENT, LLC
OWNER UNDER CONTRACT	= MCB WAREHOUSE, LLC
LOCATOR #	= 17W420134
CITY	= CITY OF CHESTERFIELD
ZONING	= "PI" PLANNED INDUSTRIAL
FLOOD MAP	= 29189C0145K
SEWER DISTRICT	= MSD
WATERSHED	= MISSOURI RIVER
FIRE DISTRICT	= MONARCH CHESTERFIELD
SCHOOL DISTRICT	= ROCKWOOD R-6
ELECTRIC SERVICE	= AMEREN
GAS SERVICE	= LACLEDE GAS
PHONE SERVICE	= ATT
WATER SERVICE	= MO. AMERICAN WATER CO.
CABLE SERVICE	= CHARTER COMMUNICATIONS

BUILDING SETBACKS

FRONT YARD:	20 FEET
SIDE YARD:	15 FEET
REAR YARD:	50 FEET

PARKING SETBACKS

FRONT YARD:	20 FEET
SIDE YARD:	10 FEET
REAR YARD:	15 FEET

GENERAL NOTES

- BOUNDARY AND TOPOGRAPHICAL SURVEY BY STOCK AND ASSOCIATES CONSULTING ENGINEERS, INC. (BASIS OF BEARINGS: MISSOURI STATE PLANE, GRID NORTH)
- SUBJECT PROPERTY LIES WITHIN FLOOD ZONE "X" (AREAS OF 500-YEAR FLOOD; AREAS OF 100-YEAR FLOOD WITH AVERAGE DEPTHS OF LESS THAN 1 FOOT OR WITH DRAINAGE AREAS LESS THAN 1 SQUARE MILE; AND AREAS PROTECTED BY LEVEES FROM 100-YEAR FLOOD) ACCORDING TO THE NATIONAL FLOOD INSURANCE PROGRAM, FLOOD INSURANCE RATE MAP FOR ST. LOUIS COUNTY, MISSOURI AND INCORPORATED AREAS PER MAP NO. 29189C0145K WITH AN EFFECTIVE DATE OF FEBRUARY 4, 2015 WITH AN ELEVATION OF 460.
- ALL UTILITIES SHOWN HAVE BEEN LOCATED BY THE ENGINEER FROM AVAILABLE RECORDS. THEIR LOCATION SHOULD BE CONSIDERED APPROXIMATE. THE CONTRACTOR HAS THE RESPONSIBILITY TO NOTIFY ALL UTILITY COMPANIES, PRIOR TO CONSTRUCTION, TO HAVE EXISTING UTILITIES FIELD LOCATED. SHOULD ANY CONFLICTS BE EVIDENT, THE CONTRACTOR SHALL NOTIFY THE OFFICE OF THE ENGINEER IMMEDIATELY.
- ON-SITE STORM WATER DRAINAGE REQUIREMENTS SHALL BE IN ACCORDANCE WITH THE CHESTERFIELD VALLEY MASTER STORM WATER DRAINAGE PLAN AND AS DIRECTED BY THE CITY OF CHESTERFIELD AND MSD.
- ALL PROPOSED UTILITIES SHALL BE CONSTRUCTED TO THE CITY OF CHESTERFIELD STANDARDS.
- ALL GRADING AND DRAINAGE TO BE IN CONFORMANCE WITH THE CITY OF CHESTERFIELD AND MSD STANDARDS.
- STORM WATER SHALL BE DISCHARGED AT AN ADEQUATE NATURAL DISCHARGE POINT. SINKHOLES ARE NOT ADEQUATE DISCHARGE POINTS.
- THE MAXIMUM HEIGHT OF BUILDINGS SHALL NOT EXCEED FORTY (40) FEET.
- THIS SITE DEVELOPMENT SECTION PLAN WILL ADHERE TO THE PARKING AND LOADING REGULATIONS OF THE CITY OF CHESTERFIELD CODE.
- NO PARKING SHALL BE PERMITTED ON ANY ROADWAY IN OR ADJACENT TO THE DEVELOPMENT AS REQUIRED BY THE SITE SPECIFIC ORDINANCE.
- ALL UTILITIES WILL BE INSTALLED UNDERGROUND. THE DEVELOPMENT OF THIS PARCEL WILL COORDINATE THE INSTALLATION OF ALL UTILITIES IN CONJUNCTION WITH THE CONSTRUCTION OF ANY ROADWAY.
- SIGNAGE IN ACCORDANCE WITH THE REQUIRED SPIRIT VALLEY SIGN PACKAGE SHALL BE PROVIDED FOR THIS LOT.
- ALL LIGHTING SHALL CONFORM TO THE LIGHTING ORDINANCE OF THE CITY OF CHESTERFIELD
- PLANS SUBJECT TO CHANGE PENDING AGENCY REVIEWS AND FINAL ENGINEERING.
- ALL UTILITY BOXES, INCLUDING TRANSFORMERS AND METERS, EXCEPT WHEN FLUSH WITH GROUND, WILL BE SCREENED AS REQUIRED BY CITY OF CHESTERFIELD CODE (APPENDIX A, SECTION 1003.177.11(D)).
- ALL ROOF TOP MOUNTED EQUIPMENT SHALL BE SCREENED.

ST. LOUIS COUNTY NOTES

- ALL PROPOSED IMPROVEMENTS SHALL BE CONSTRUCTED TO ST. LOUIS COUNTY STANDARDS.
- NO SLOPES WITHIN ST. LOUIS COUNTY RIGHT-OF-WAY SHALL EXCEED 3 (HORIZONTAL) TO 1 (VERTICAL).
- STORM WATER SHALL BE DISCHARGED AT AN ADEQUATE NATURAL DISCHARGE POINT. SINKHOLES ARE NOT ADEQUATE DISCHARGE POINTS.
- ALL PROPOSED ACCESS TO ST. LOUIS COUNTY ROADS SHALL MEET MINIMUM ST. LOUIS COUNTY SIGHT DISTANCE REQUIREMENTS.
- ALL GRADING AND DRAINAGE SHALL BE IN CONFORMANCE WITH ST. LOUIS COUNTY STANDARDS.
- ALL HYDRANTS, POWER POLES OR OTHER POTENTIAL OBSTRUCTIONS WITHIN THE ST. LOUIS COUNTY ROAD RIGHT-OF-WAY SHALL HAVE A MINIMUM TWO (2) FOOT SETBACK FROM FACE OF CURB OR EDGE OF PAVEMENT, AS DIRECTED BY THE ST. LOUIS COUNTY DEPARTMENT OF HIGHWAYS AND TRAFFIC.
- UTILITY WORK WITHIN COUNTY RIGHT-OF-WAY OR EASEMENT REQUIRES A SEPARATE SPECIAL USE PERMIT.
- ANY ENTITY THAT PERFORMS WORK ON ST. LOUIS COUNTY MAINTAINED PROPERTY SHALL PROVIDE THE COUNTY WITH A CERTIFICATE OF INSURANCE EVIDENCING GENERAL LIABILITY COVERAGE (BODILY INJURY AND PROPERTY DAMAGE) IN THE AMOUNTS SPECIFIED AS THE LIMITS OF LIABILITY SET BY THE STATE FOR PUBLIC ENTITIES. SUCH CERTIFICATE SHALL INCLUDE "ST. LOUIS COUNTY" AS AN ADDITIONAL INSURED AND SHALL BE PROVIDED PRIOR TO THE ISSUANCE OF ANY PERMIT. CERTIFICATE SHALL PROVIDE FOR A 30 DAY POLICY CANCELLATION NOTICE TO ST. LOUIS COUNTY. UPON REQUEST, THE COUNTY WILL PROVIDE THE SPECIFIC AMOUNTS FOR BOTH PER PERSON AND PER OCCURRENCE LIMITS.
- PRIOR TO "SPECIAL USE PERMIT" ISSUANCE BY THE ST. LOUIS COUNTY DEPARTMENT OF HIGHWAYS AND TRAFFIC, A SPECIAL CASH ESCROW OR A SPECIAL ESCROW SUPPORTED BY AN IRREVOCABLE LETTER OF CREDIT, MAY BE REQUIRED TO BE ESTABLISHED WITH THE ST. LOUIS COUNTY DEPARTMENT OF HIGHWAYS AND TRAFFIC TO GUARANTEE COMPLETION OF THE REQUIRED ROADWAY IMPROVEMENTS.
- THIS PROJECT DOES NOT INCLUDE WORK WITHIN ST. LOUIS COUNTY RIGHT-OF-WAY OR EASEMENT
- THE PROJECT'S REQUIRED TRAFFIC GENERATION ASSESSMENT SHALL BE DEPOSITED WITH ST. LOUIS COUNTY PRIOR TO ISSUANCE OF ANY BUILDING PERMITS FOR THIS PROJECT.

DNR BENCHMARK

BENCHMARK # SL-40
BRASS DISC STAMPED SL-40, 1990 ON THE NORTH SIDE OF NORTH OUTER 40 RD. ACROSS FROM THE INTERSECTION OF SPIRIT OF ST. LOUIS BOULEVARD.
ELEV.=486.55

SHEET INDEX

- C1.0 - TITLE SHEET
- C2.0 - SITE PLAN
- C3.0 - PHOTOMETRIC PLAN

PARKING CALCULATIONS

WAREHOUSE - GENERAL CRITERIA:
MINIMUM: 2 SPACES FOR EVERY 3 EMPLOYEES ON MAXIMUM SHIFT
(10 EMPLOYEES / 3) X (2 SPACES) = 7 SPACES MINIMUM
MAXIMUM: 1.2 SPACES PER EMPLOYEE ON THE MAXIMUM SHIFT
(10 EMPLOYEES) X (1.2 SPACES) = 12 SPACES MAXIMUM
TOTAL REQUIRED = 7 SPACES MIN. (INCLUDING 1 ACCESSIBLE SPACE)
TOTAL PROVIDED = 12 SPACES (INCLUDING 1 ACCESSIBLE SPACE)

OPENSOURCE CALCULATION

TOTAL AREA: 44,570 S.F.
BUILDING AREA: 11,800 S.F.
PAVEMENT AREA: 13,231 S.F.
OPENSOURCE AREA: 19,539 S.F.
PERCENT OPENSOURCE:
(OPENSOURCE AREA)/(TOTAL AREA) = (19,539 S.F.)/(44,570 S.F.) = ±43.8%
MIN. 30.0% REQUIRED

FUTURE OPENSOURCE CALCULATION

TOTAL AREA: 44,570 S.F.
BUILDING AREA: 11,800 S.F.
PAVEMENT AREA: 16,888 S.F. (ACCOUNTS FOR 21 FUTURE PARKING SPACES)
OPENSOURCE AREA: 16,082 S.F.
PERCENT OPENSOURCE:
(OPENSOURCE AREA)/(TOTAL AREA) = (16,082 S.F.)/(44,570 S.F.) = ±36.1%
MIN. 30.0% REQUIRED

shown on this plan for and in consideration of being granted approval of said plan to develop property under the provisions of Section 03. _____ day of _____, 2024, by the owner(s) of the property _____ (applicable subsection) _____ (present zoning) of the City of Chesterfield, Missouri. The undersigned, _____, do hereby agree and declare that said property from the date of recording this plan shall be developed only as shown thereon, unless said plan is amended by the City of Chesterfield, or voided or vacated by order of ordinance of the City of Chesterfield Council.

(Signature): _____

(Print Name): _____

State of _____ }
County of _____ } ss.

On this _____ day of _____, A.D., 2024, before me personally appeared _____, to me known, who, being by me sworn in, did say that he/she is the _____ of _____ a corporation in the State of _____, and that the seal affixed to the foregoing instrument is the corporate seal of said corporation, and that said instrument was signed on behalf of said corporation by authority of its Board of Directors, and the said _____ acknowledged said instrument to be the free act and deed of said corporation.

(Notary Public): _____

(Print Name): _____

SURVEYOR'S CERTIFICATION

This is to certify that Stock and Associates Consulting Engineers, Inc. has prepared this Site Development Section Plan from a field survey and does not represent a property boundary survey. The information shown is a correct representation of all existing and proposed land divisions.

STOCK AND ASSOCIATES CONSULTING ENGINEERS INC.

WALTER J. PFLEGER, MISSOURI L.S. NO. 2008-000728

This Site Development Section Plan was approved by the City of Chesterfield Planning Commission and duly verified on the _____ day of _____, 2024, by the Chairperson of said Commission, authorizing the recording of this Amended Site Development Section Plan, pursuant to Chesterfield Ordinance 200, as attested by the Director of Planning and Development Services and the City Clerk.

CITY OF CHESTERFIELD, MISSOURI
By: _____
Justin Wyse, AICP, Director of Planning
City of Chesterfield, Missouri

By: _____
Vickie McGownd, City Clerk
City of Chesterfield, Missouri



DATE: 03/11/2024
GEORGE M. STOCK E-25116
CIVIL ENGINEER
CERTIFICATE OF AUTHORITY
NUMBER: 000996

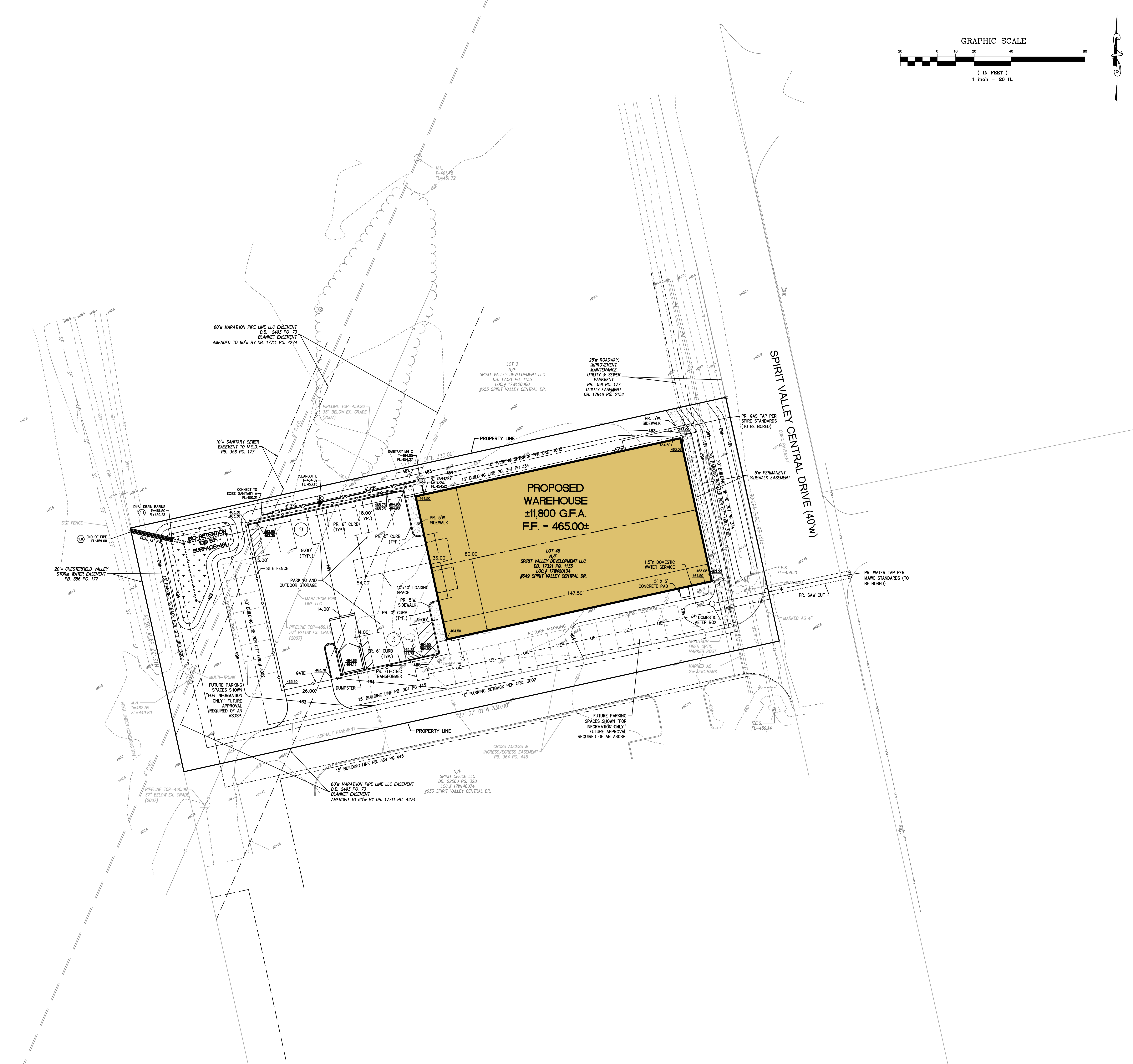
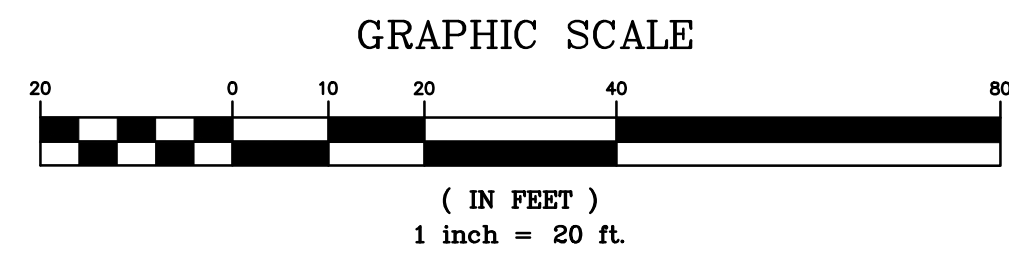
REVISIONS:

- 02/26/24 CITY COMMENTS

DRAWN BY: E-LF, P.L.C.W. CHECKED BY: G.M.S.
DATE: 01-26-2024 JOB NO: 223-7557
MSD P # BASE MAP #
24MSD- MAT SUP. #


M.D.N.R. #
SHEET TITLE:
TITLE SHEET

SHEET NO.: C1.0



PREPARED BY:
STOCK & ASSOCIATES
 Consulting Engineers, Inc.
 257 Chesterfield Business Parkway
 St. Louis, MO 63105 PH: (636) 530-9300
 530-9300 FAX: (636) 530-9300
 e-mail: general@stockassoc.com
 Web: www.stockassoc.com

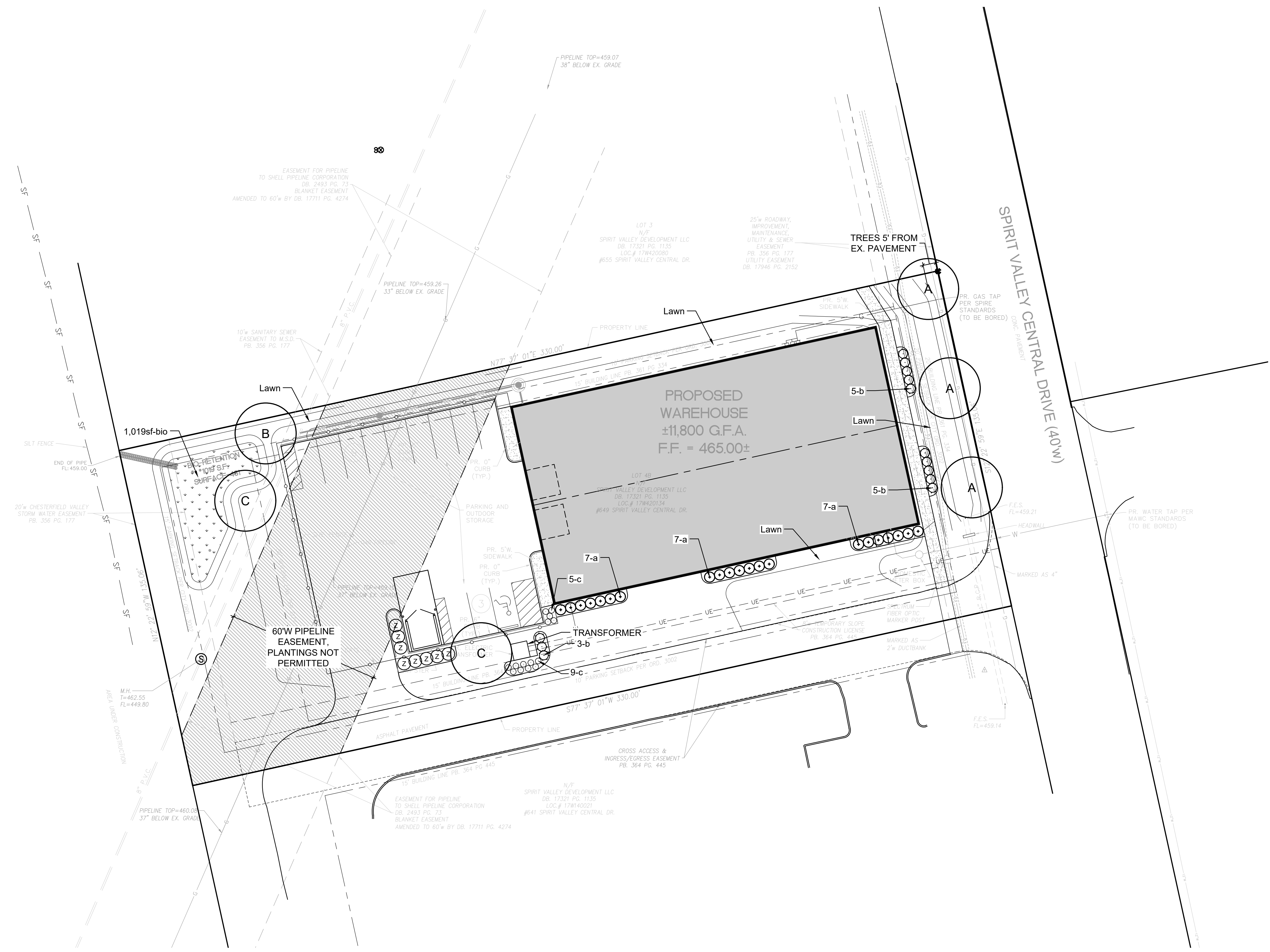
SITE DEVELOPMENT SECTION PLAN FOR:
LOT 4b - SPIRIT VALLEY BUSINESS PARK
 649 SPIRIT VALLEY CENTRAL DRIVE
 CHESTERFIELD, MISSOURI



DATE: 03/11/2024
 GEORGE M. STOCK E-25116
 CIVIL ENGINEER
 CERTIFICATE OF AUTHORITY
 NUMBER: 000996

REVISIONS:
 1 02/26/24 CITY COMMENTS

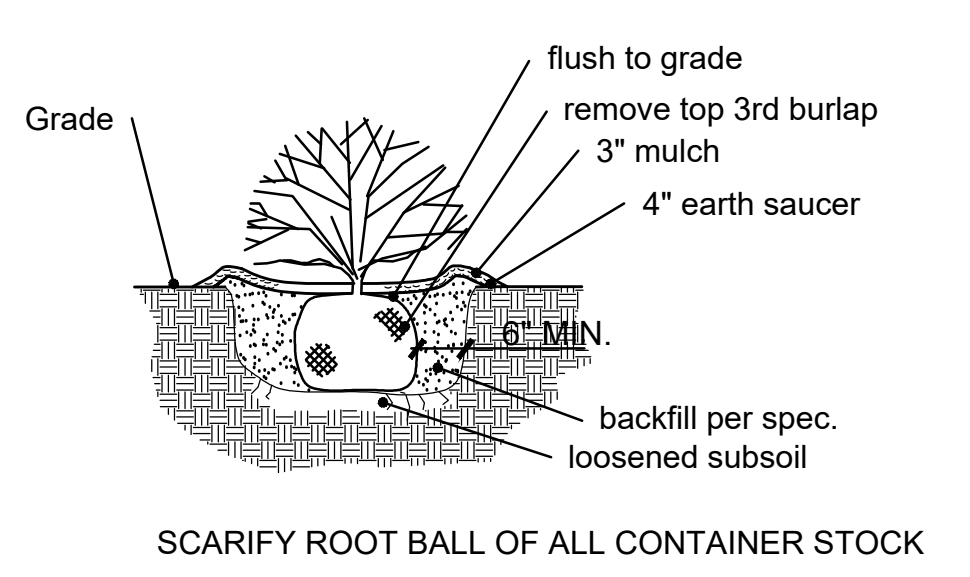
DRAWN BY: E-JF, J.L.C.W.	CHECKED BY: G.M.S.
DATE: 01-26-2024	JOB NO: 223-7557
W.S.D. #: 24MSD-	BASE MAP #:
S.L.C. MAT #:	MAT SUP. #:
M.D.N.R. #:	
SHEET TITLE: OVERALL SITE PLAN	
SHEET NO.: C2.0	



SITE DEVELOPMENT SECTION PLANS FOR:
LOT 4b - SPIRIT VALLEY BUSINESS PARK
 649 SPIRIT VALLEY CENTRAL DRIVE
 CHESTERFIELD, MISSOURI

Revisions:

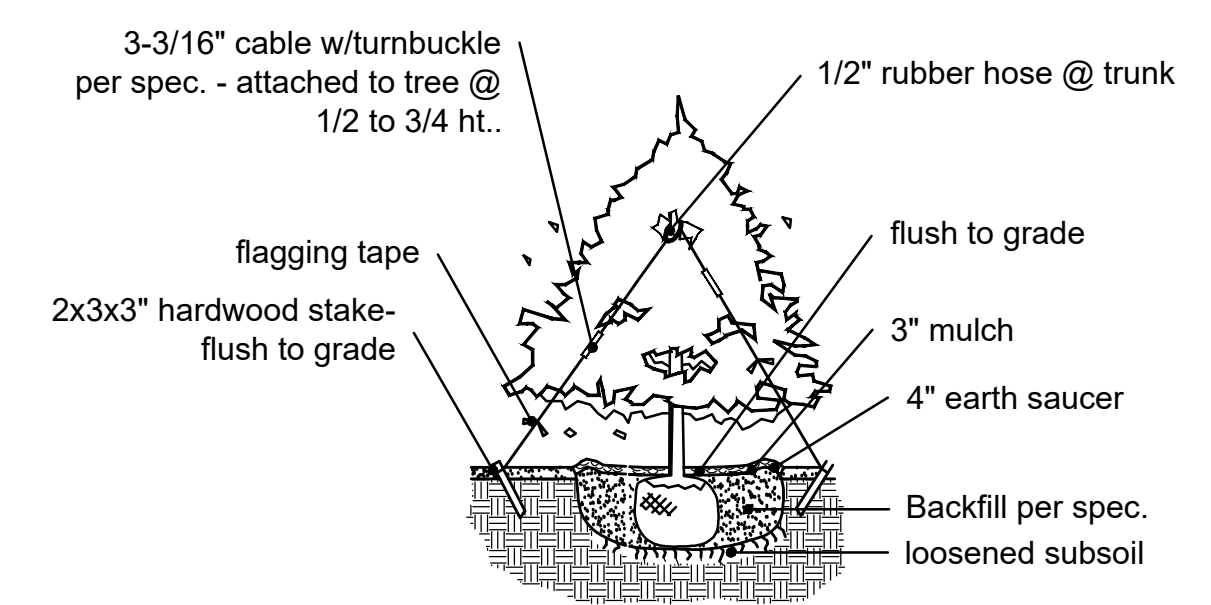
Date	Description	No.
03/11/24	City Comments	1
04/18/24	ARB Comments	2



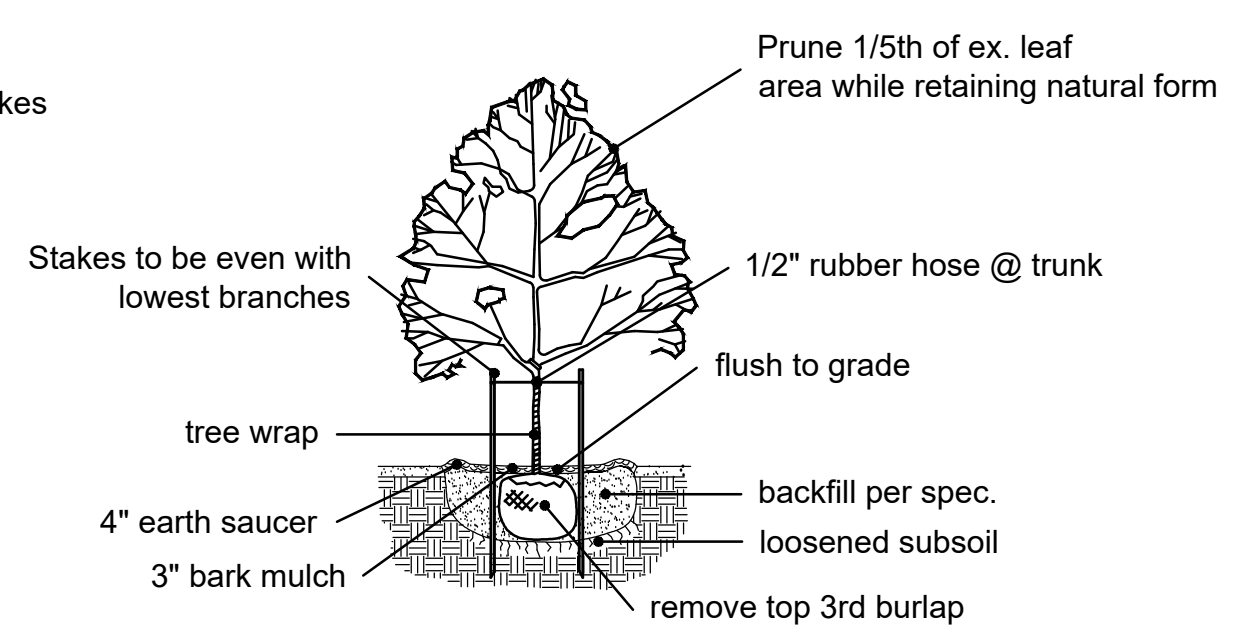
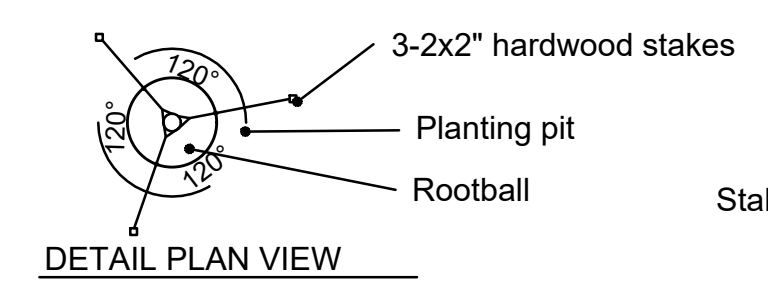
TYPICAL SHRUB PLANTING

PLANTING SCHEDULE									
SYMBOL	QUANTITY	BOTANICAL NAME	COMMON NAME	SIZE	REMARKS	SIZE CLASS	GROWTH RATE	SLOW/MEDIUM GROWTH RATE %	MATURE HEIGHT
A	3	Quercus bicolor	Swamp White Oak	2.5" cal	B&B	Large	Medium	21%	45'+
B	1	Ginkgo biloba 'Autumn Gold' (male, fruitless)	Autumn Gold Ginkgo	2.5" cal	B&B	Large	Slow/Med	7%	45'+
C	2	Acer x freemanii 'Jeffersred'	Autumn Blaze Maple	2.5" cal	B&B	Large	Fast	-	45'+
Z	8	Juniperus chinensis 'Hetzli Columnaris'	Green Columnar Juniper	6' ht	B&B	Small	Medium	57%	15'
SHRUBS AND LARGE GRASSES									
a	21	Juniperus chinensis 'SMNJCHM'	Montana Moss Juniper	18"	Cont.				
b	13	Spiraea japonica 'Goldmound'	Goldmound Spirea	18"	Cont.				
c	14	Panicum virgatum 'Northwind'	Northwind Switchgrass	3 gal	Cont.				
PERENNIALS									
bio	1,019sf	Bioretention Plantings per MSD Requirements		varies	varies				

TOTAL = 85% (30% MIN. REQ'D)



TYPICAL EVERGREEN PLANTING



CANOPY TREE PLANTING

- LANDSCAPE NOTES:
- MULCH TO BE DOUBLE GROUND BARK MULCH.
 - ALL 3:1 OR STEEPER SLOPES SHALL BE SEEDED AND HAVE EROSION CONTROL BLANKET. ALL OTHER AREAS TO BE SODDED WITH TURF-TYPE TALL FESCUE.
 - ALL NEW LANDSCAPE SHALL BE IRRIGATED WITH AN AUTOMATIC UNDERGROUND IRRIGATION SYSTEM PER THE CITY OF CHESTERFIELD UNIFIED CODE SECTION 04-02. CONTRACTOR TO PROVIDE DESIGN-BUILD DRAWINGS FOR REVIEW BY LANDSCAPE ARCHITECT.
 - NO PROPOSED STREET TREES SHALL BE PLANTED CLOSER THAN THREE (3) FEET TO ANY CURB PER UDC.
 - NO PROPOSED STREET TREES SHALL BE PLANTED CLOSER THAN TWENTY-FIVE (25) FEET OF STREETLIGHTS, STREET SIGNS, AND INTERSECTIONS PER UDC.
 - NO STREET TREES SHALL BE PLANTED WITHIN TEN (10) FEET OF STREET INLETS OR MANHOLES PER UDC.
 - THERE ARE NO EXISTING ON-SITE TREES.
 - A MINIMUM OF THIRTY PERCENT (30%) OF THE TREES MUST BE OF A SPECIES WITH A SLOW OR MEDIUM GROWTH RATE (85% PROPOSED)

Drawn: LWJ
 Checked: JAS

LOOMIS ASSOCIATES
 landscape architects + planners
 750 spirit valley central drive, chesterfield, missouri 63005
 t. 636.519.8668
 www.loomis-associates.com

Missouri State Certificate of Authority # LAC #000119

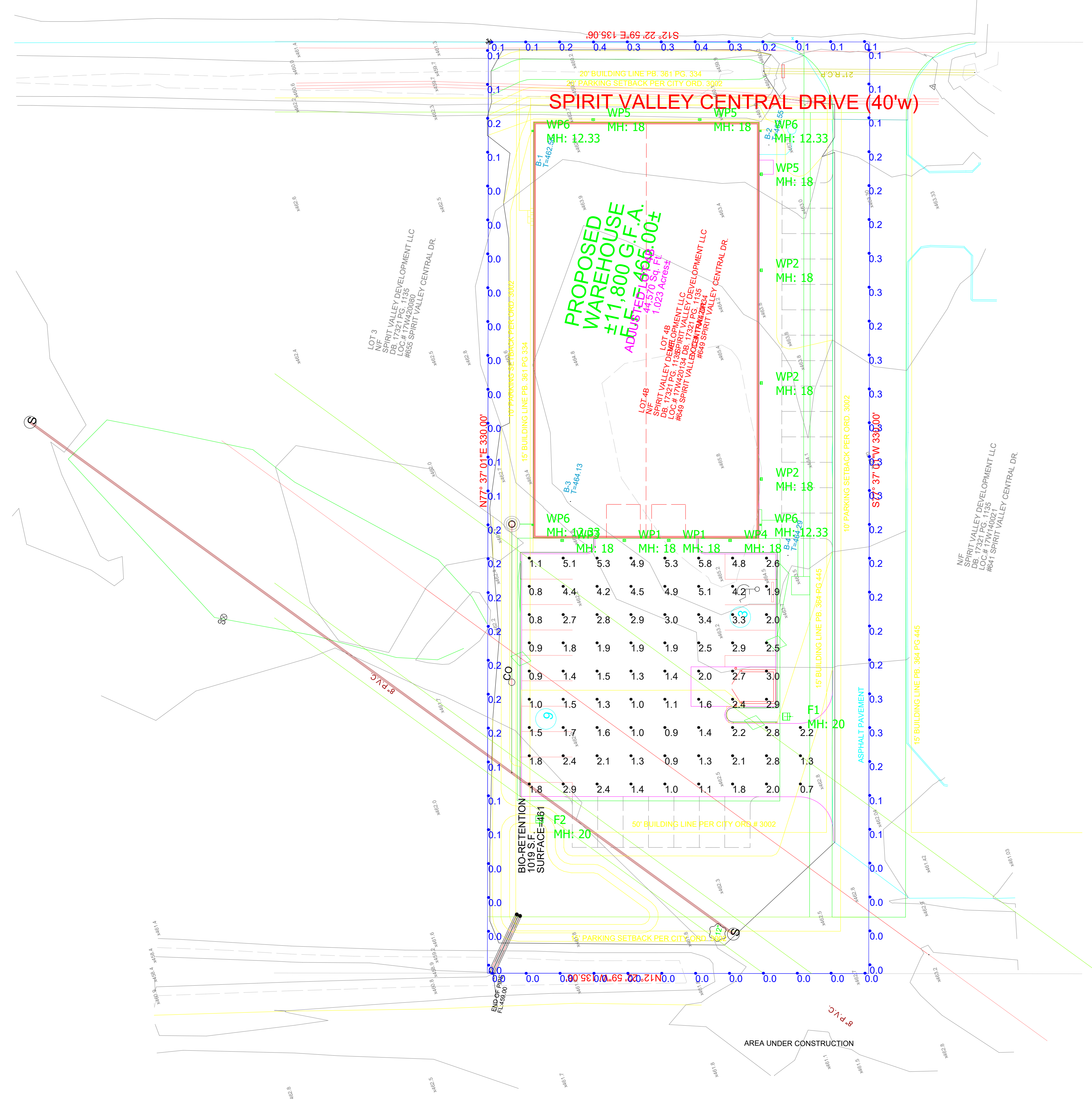
Sheet Title: LANDSCAPE PLAN
 Sheet No: L1.0
 Date: 02/09/24
 Job #: 687.022

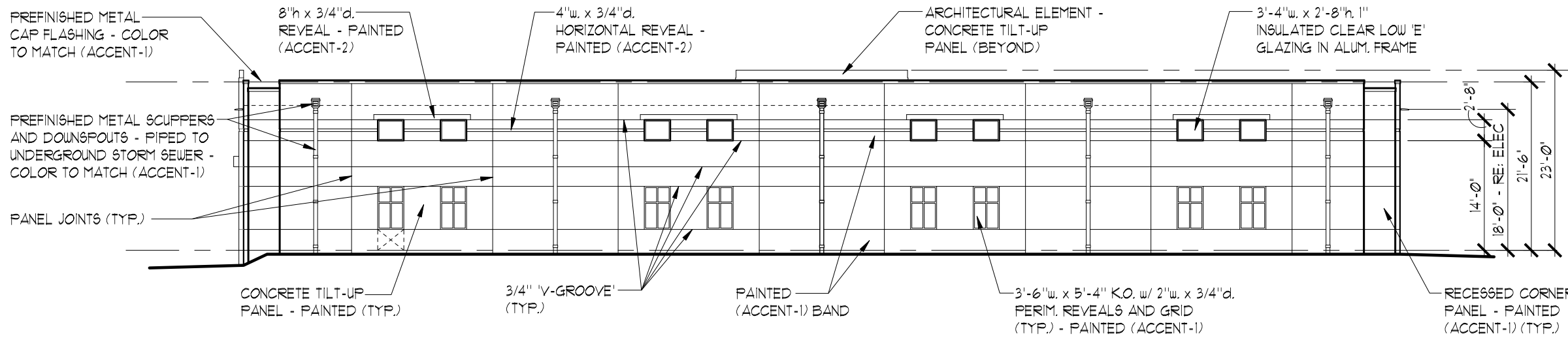
POLE FIXTURE MOUNTING HEIGHT INCLUDES BASE LIGHT LEVEL CALCULATED ON THE GROUND

Label	CalcType	Units	Avg	Max	Min	Avg/Min	Max/Min
PARKING LOT	ILLUMINANCE	Fc	2.34	5.8	0.7	3.3	8.3
PROPERTY LINE	ILLUMINANCE	Fc	0.13	0.4	0.0	N.A.	N.A.

Symbol	Qty	Label	Arrangement	LLF	Lum. Watts	Total Watts	Description
[Symbol]	1	F1	Single	1.000	57	57	GALN-SA1C-740-U-T3
[Symbol]	1	F2	Single	1.000	57	57	GALN-SA1C-740-U-SLR-HSS
[Symbol]	2	WP1	Single	1.000	33	66	GALN-SA1A-740-U-T4FT-WM
[Symbol]	3	WP2	Single	1.000	33	99	GALN-SA1A-740-U-SL2-WM
[Symbol]	1	WP3	Single	1.000	33	33	GALN-SA1A-740-U-SLL-WM
[Symbol]	1	WP4	Single	1.000	33	33	GALN-SA1A-740-U-SLR-WM
[Symbol]	3	WP5	Single	1.000	33	99	GALN-SA1A-740-U-SL2-GRSBK-WM
[Symbol]	4	WP6	Single	1.000	5.6	22.4	CORE WL-3 4 6-DIRECT-83CRI-70

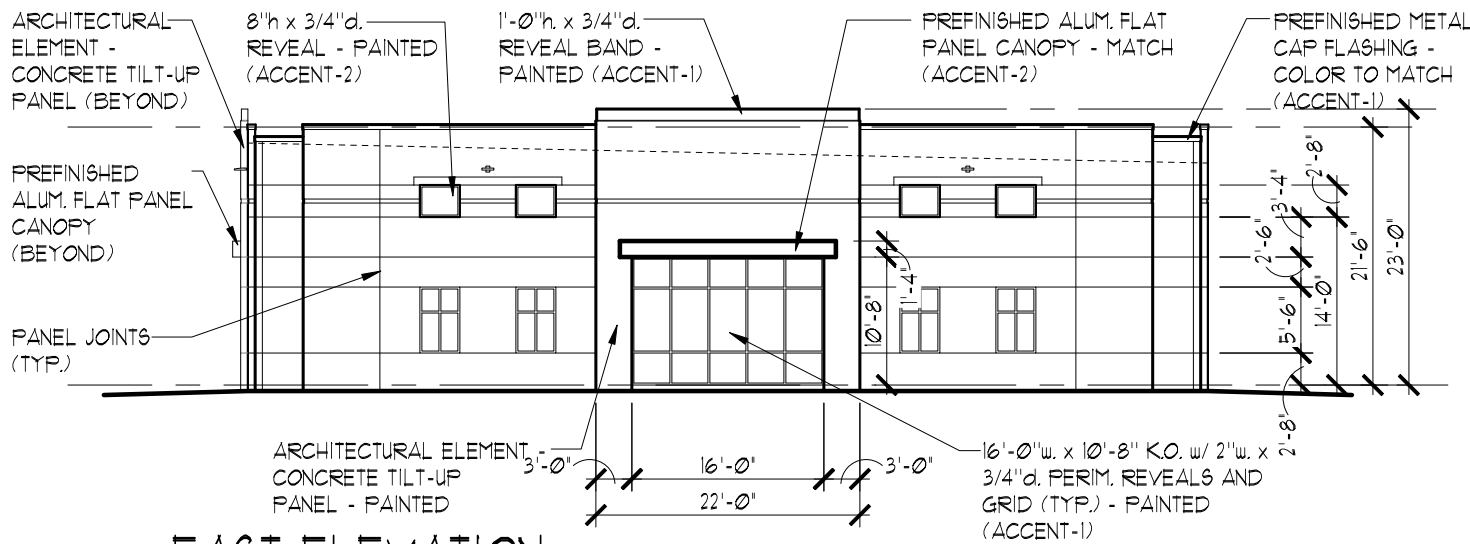
DESIGN IS BASED ON CURRENT INFORMATION PROVIDED AT THE TIME OF REQUEST. ANY CHANGES IN MOUNTING HEIGHT OR LOCATION, LAMP WATTAGE, LAMP TYPE, AND EXISTING FIELD CONDITIONS, THAT EFFECT ANY OF THE PREVIOUSLY MENTIONED, WILL VOID CURRENT LAYOUT AND REQUIRE A CHANGE REQUEST AND RECALCULATION.





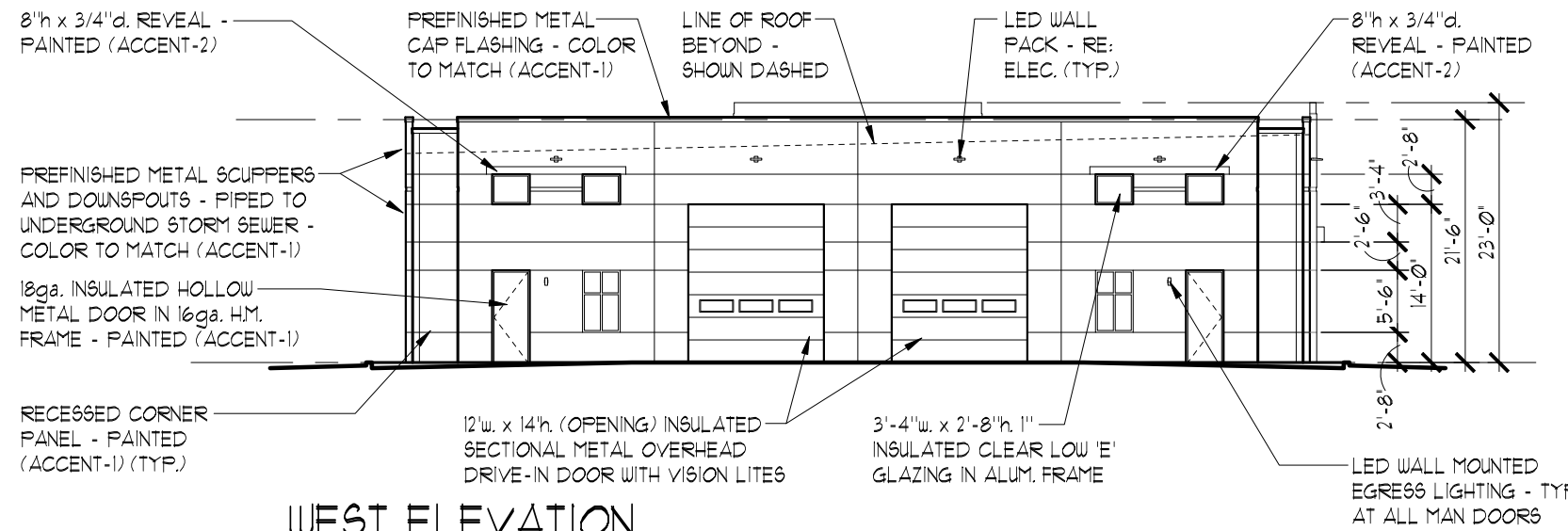
NORTH ELEVATION

1/16" = 1'-0"



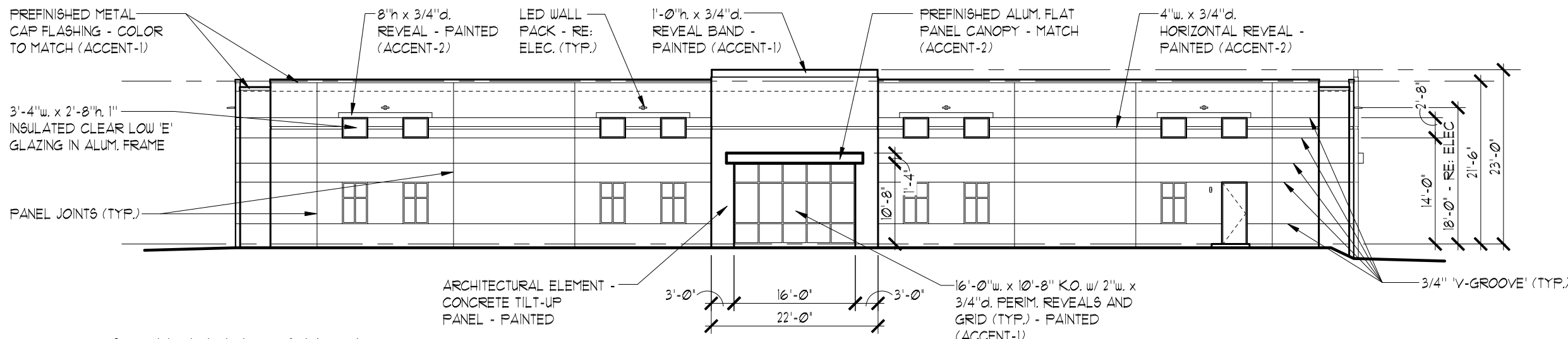
EAST ELEVATION

1/16" = 1'-0"



WEST ELEVATION

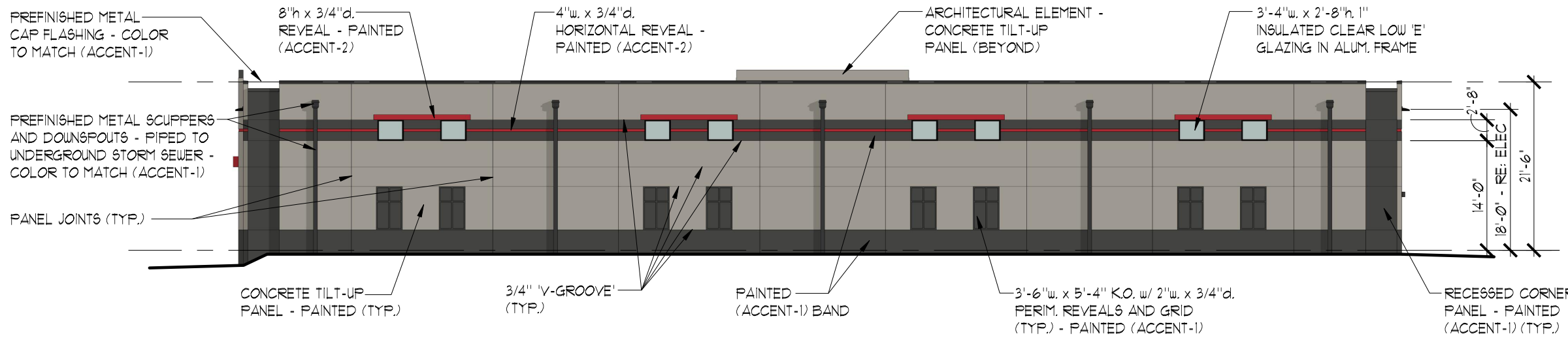
1/16" = 1'-0"



SOUTH ELEVATION

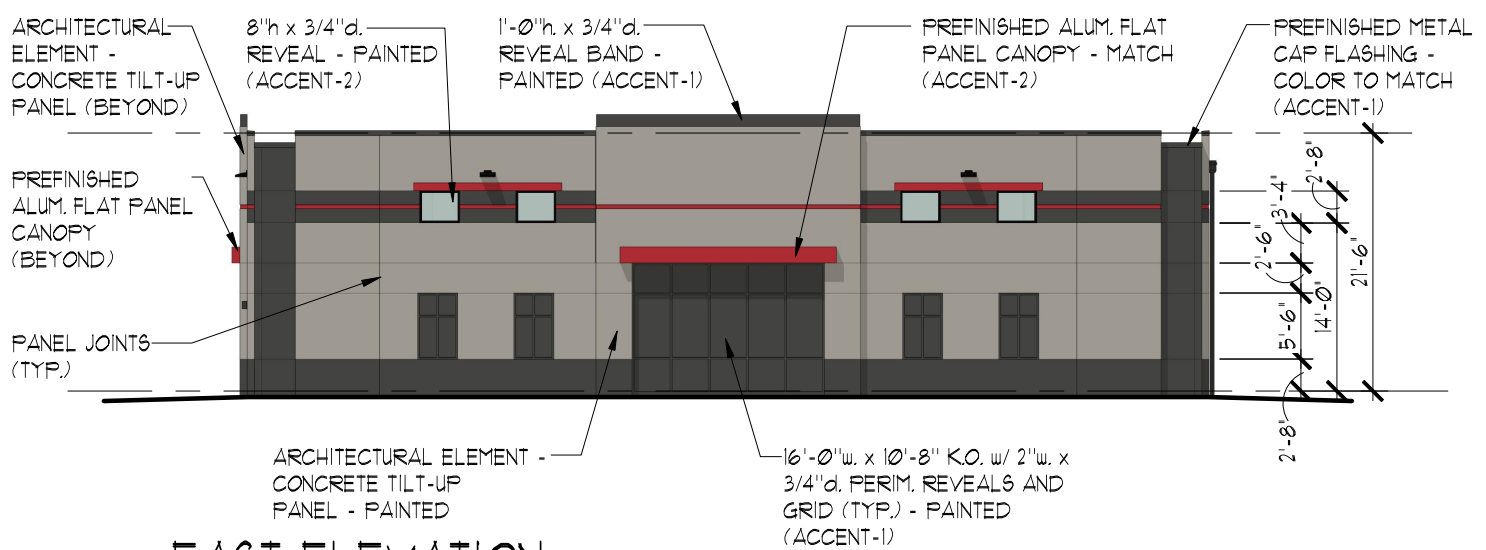
1/16" = 1'-0"

EXTERIOR BUILDING FINISHES:	
FIELD PAINT (LIGHT COLOR):	SHERWIN WILLIAMS - 6W9170 - ACIER
ACCENT-1 PAINT (DARK COLOR):	SHERWIN WILLIAMS - 6W1069 - IRON ORE
ACCENT-2 PAINT (BOLD COLOR):	SHERWIN WILLIAMS - 6W6811 - POSITIVE RED
CAP FLASHING:	UNA CLAD MATTE BLACK
SCUPPERS AND DOWNSPOUTS:	UNA CLAD MATTE BLACK
ROOF:	WHITE TPO
GLASS:	SOLAR COOL GRAY #2
ALUMINUM FRAMES:	BLACK ANODIZED



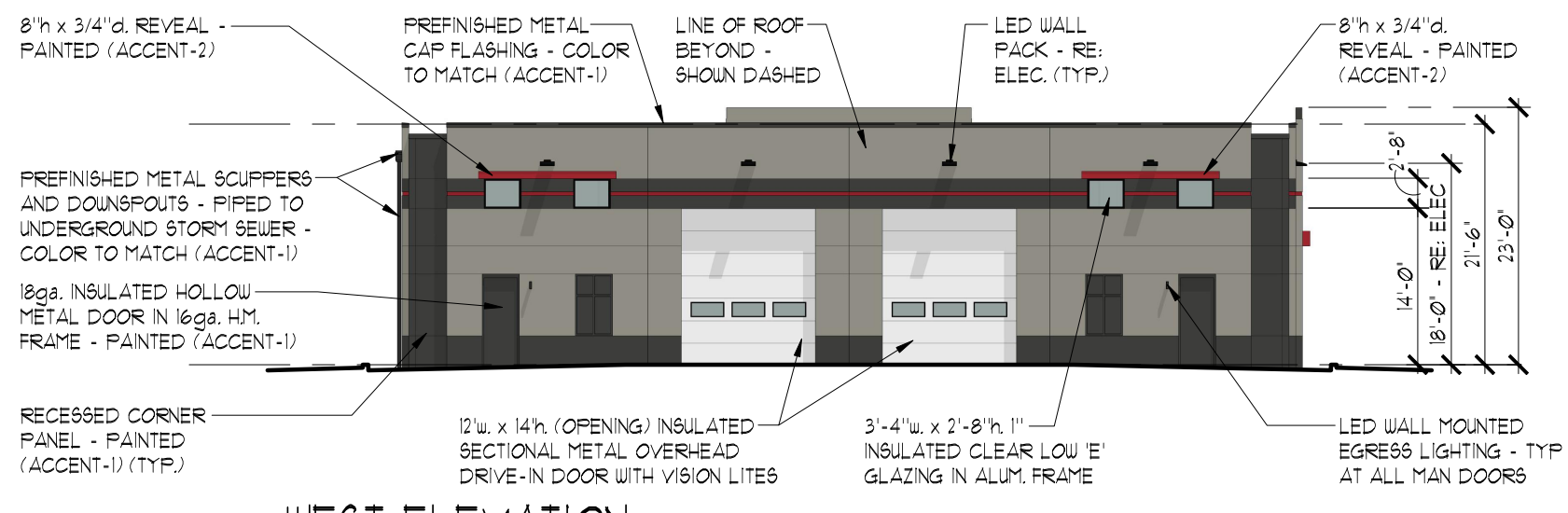
NORTH ELEVATION

1/16" = 1'-0"



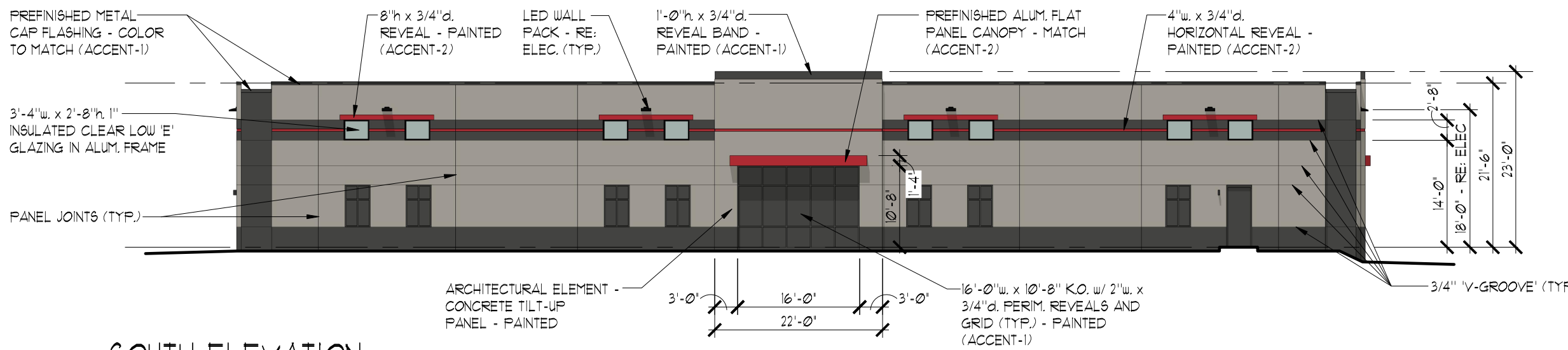
EAST ELEVATION

1/16" = 1'-0"



WEST ELEVATION

1/16" = 1'-0"




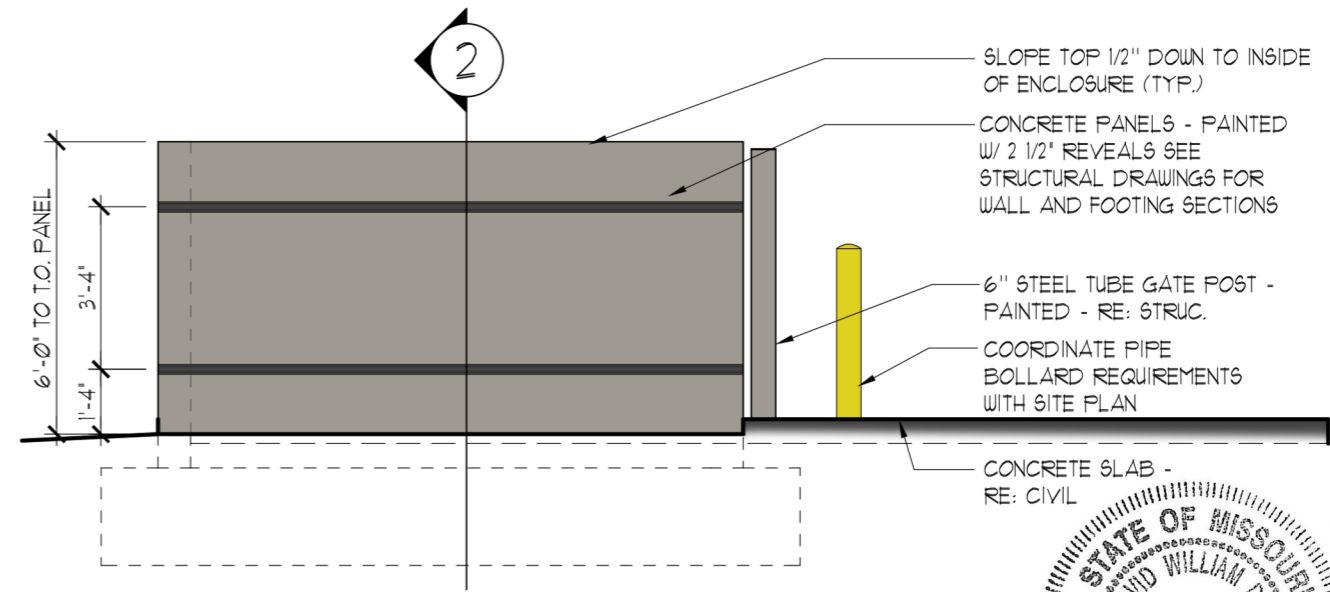
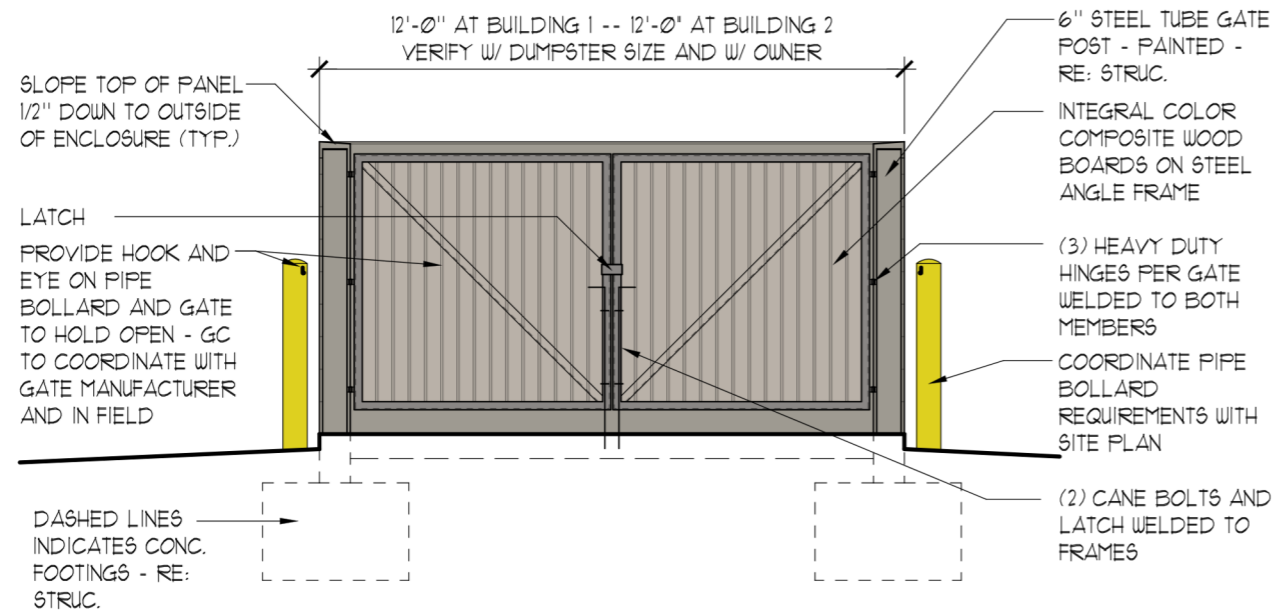
SOUTH ELEVATION

1/16" = 1'-0"

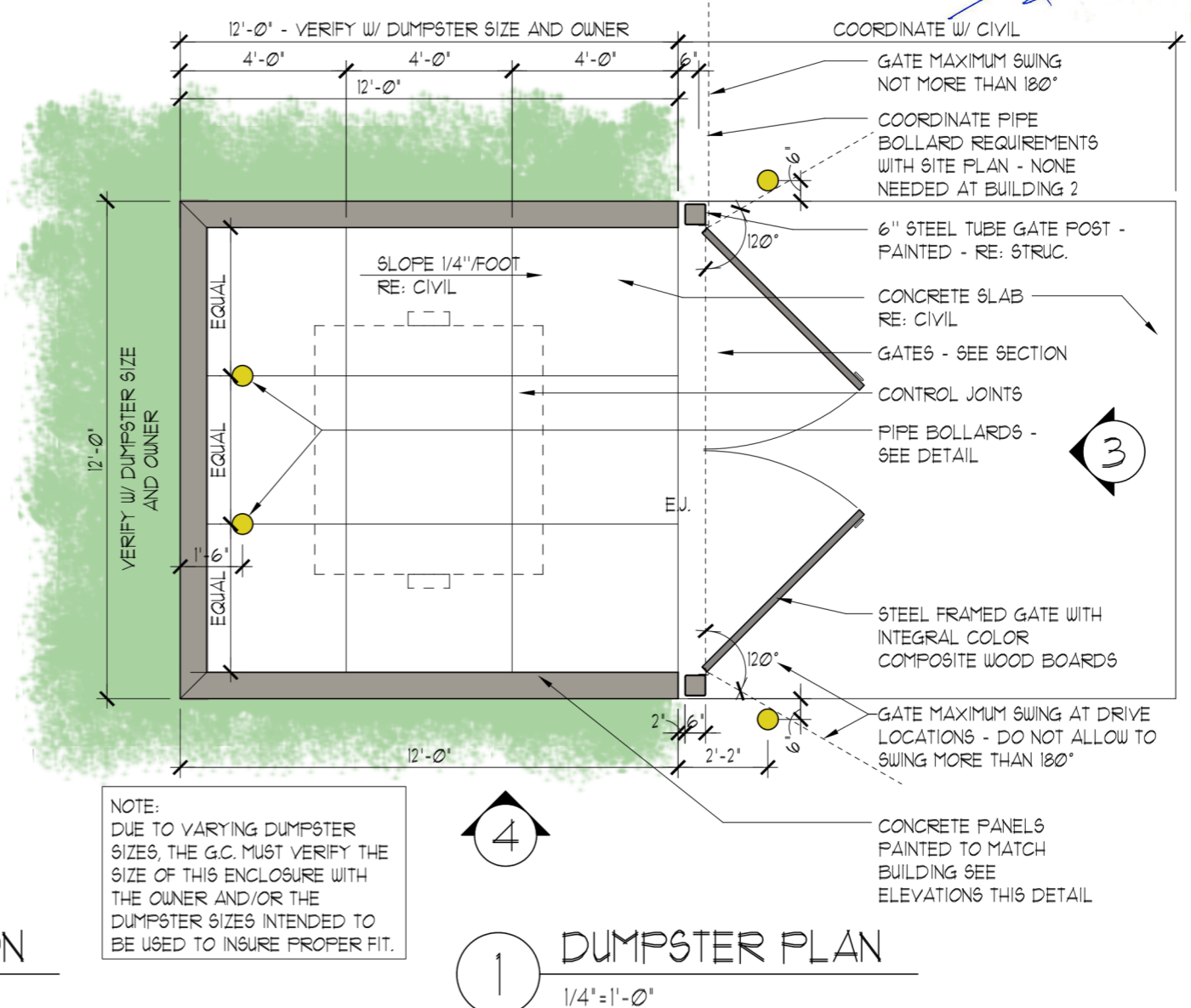
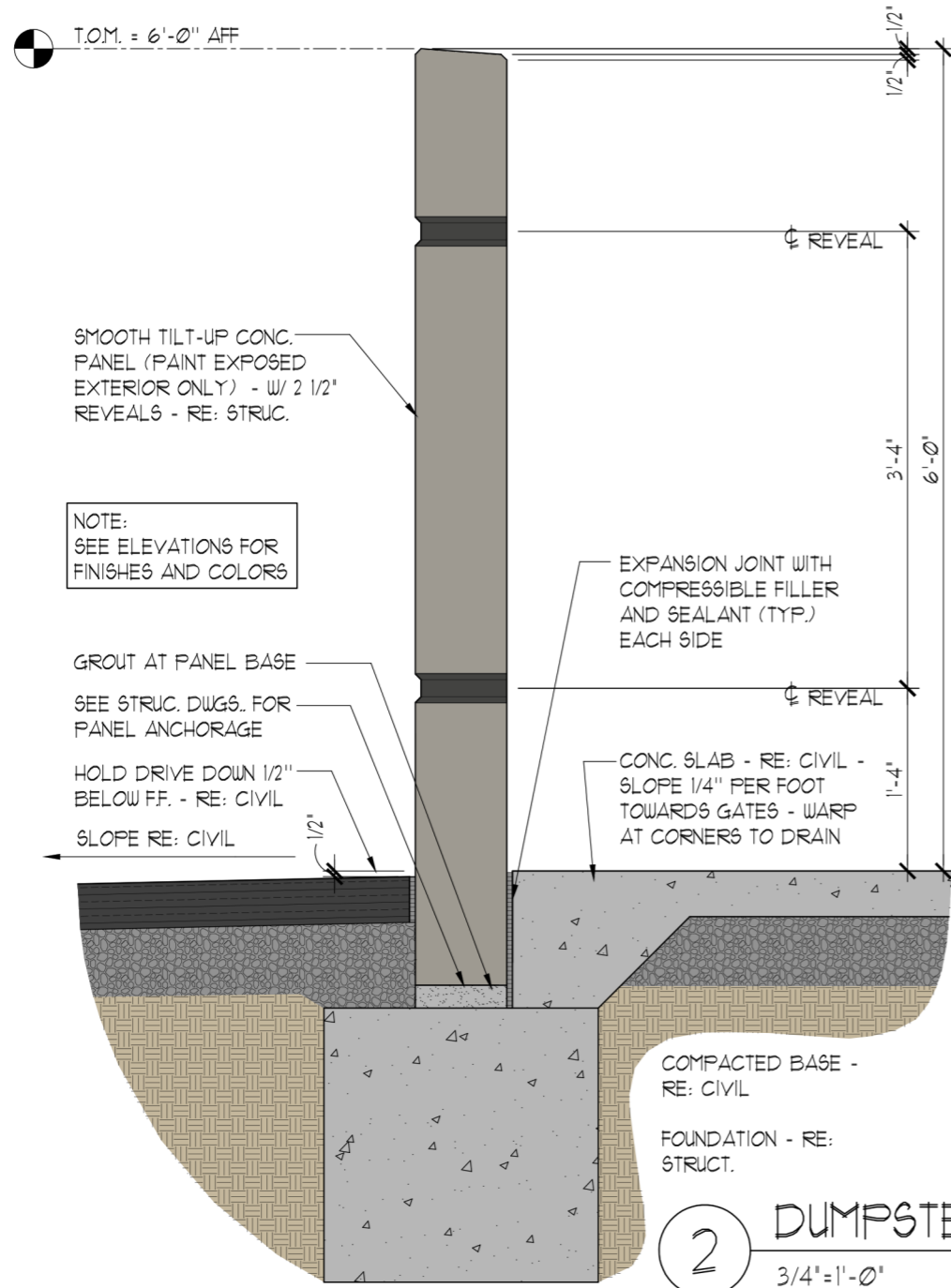
EXTERIOR BUILDING FINISHES:	
FIELD PAINT (LIGHT COLOR):	SHERWIN WILLIAMS - SW9170 - ACIER
ACCENT-1 PAINT (DARK COLOR):	SHERWIN WILLIAMS - SW7069 - IRON ORE
ACCENT-2 PAINT (BOLD COLOR):	SHERWIN WILLIAMS - SW6871 - POSITIVE RED
CAP FLASHING:	UNAACLAD MATTE BLACK
SCUPPERS AND DOWNSPOUTS:	UNAACLAD MATTE BLACK
ROOF:	WHITE TPO
GLASS:	SOLAR COOL GRAY #2
ALUMINUM FRAMES:	BLACK ANODIZED

ADDITIONAL RENDERINGS





3 4 DUMPSTER FRONT AND SIDE ELEVATIONS
1/4" = 1'-0"





Job Name:
SPIRIT VALLEY BUSINESS PARK - 649
SPIRIT VALLEY CENTRAL DRIVE

Catalog Number:
GALN-SA1C-740-U-T3-XX

Notes:

Type:

F1

LAI24-308384

Project		Catalog #		Type	
Prepared by		Notes		Date	



McGraw-Edison

GALN Galleon II

Area / Site Luminaire

Product Features



Interactive Menu

- Ordering Information [page 2](#)
- Mounting Details [page 3](#)
- Optical Distributions [page 5](#)
- Product Specifications [page 5](#)
- Energy and Performance Data [page 6](#)
- Control Options [page 11](#)

Product Certifications



Quick Facts

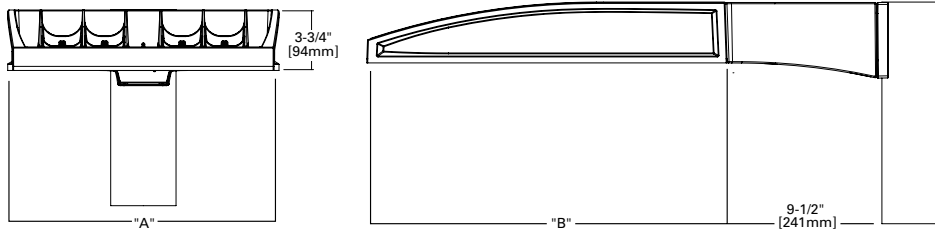
- Lumen packages range from 3,300 - 73,500 (33W - 552W)
- 17 optical distributions
- Efficacy up to 159 lumens per watt

Connected Systems

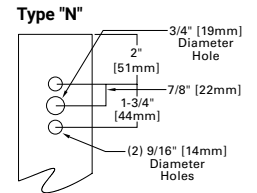
- WaveLinx Lite
- WaveLinx

Dimensional Details

Standard Pole Mount Arm



Pole Drilling Pattern



Number of Light Squares	Width "A"	Housing Length "B"	Weight with Standard or QM Arm	EPA with Standard or QM Arm
1-4	16"	22"	29 lb	0.95
5-6	22"	22"	39 lb	0.95
7-9	22"	28-1/8"	48 lb	1.1

NOTES:
For arm selection requirements and additional line art, see Mounting Details section.

NOTES:
1. Visit <https://www.designlights.org/search/> to confirm qualification. Not all product variations are DLC qualified.
2. IDA Certified (3000K CCT and warmer only, fixed mounting options)



Job Name:
SPIRIT VALLEY BUSINESS PARK - 649
SPIRIT VALLEY CENTRAL DRIVE

Catalog Number:
GALN-SA1C-740-U-T3-XX

Type:

F1

Notes:

LAI24-308384

McGraw-Edison

GALN Galleon II

Ordering Information

SAMPLE NUMBER: **GALN-SA4C-740-U-T4FT-GM**

Product Family 1,2	Light Engine		Color Temperature	Voltage	Distribution	Mounting	Finish
	Configuration	Drive Current					
GALN=Galleon II BAA-GALN=Galleon II Buy American Act Compliant 27 TAA-GALN=Galleon II Trade Agreements Act Compliant 27	SA1=1 Square SA2=2 Squares SA3=3 Squares SA4=4 Squares SA5=5 Squares SA6=6 Squares SA7=7 Squares SA8=8 Squares SA9=9 Squares	A=600mA B=800mA C=1000mA D=1200mA 4,17 Z=Configured 23	722=70CRI, 2200K 727=70CRI, 2700K 730=70CRI, 3000K 735=70CRI, 3500K 740=70CRI, 4000K 750=70CRI, 5000K 760=70CRI, 6000K 827=80CRI, 2700K 830=80CRI, 3000K 835=80CRI, 3500K 840=80CRI, 4000K 930=90CRI, 3000K 935=90CRI, 3500K 940=90CRI, 4000K 950=90CRI, 5000K AMB=Amber, 590nm 15, 17	U=120-277V H=347V-480V 7, 30 1=120V 2=208V 3=240V 4=277V 8=480V 7, 30 9=347V 7 DV=277V-480V DuraVolt Drivers 25, 30, 31	T1=Type I T2=Type II T2R=Type II Roadway T3=Type III T3R=Type III Roadway T4FT=Type IV Forward Throw T4W=Type IV Wide 5NQ=Type V Narrow 5MQ=Type V Square Medium 5WQ=Type V Square Wide SL2=Type II w/Spill Control SL3=Type III w/Spill Control SL4=Type IV w/Spill Control SLL=90° Spill Light Eliminator Left SLR=90° Spill Light Eliminator Right RW=Rectangular Wide Type I AFL=Automotive Frontline	[Blank]=Standard Pole Mount Arm QU=Quick Mount Universal Arm QM=Pole Mount Arm with Quick Mount Adaptor PA=Pole Mount, Adjustable SP=3" Slipfitter, Adjustable 4 SP2=2-3/8" Slipfitter, Adjustable 4 QMA=Quick Mount Mast Arm, Fixed MA=Mast Arm, Fixed WM=Wall Mount, Fixed WA=Wall Mount, Adjustable UP=Upswept Arm	AP=Grey BZ=Bronze BK=Black DP=Dark Platinum GM=Graphite Metallic WH=White RALXX=Custom Color
Options (Add as Suffix)		Controls and Systems Options (Add as Suffix)			Accessories (Order Separately) 28		
<p>DIM=External 0-10V Dimming Leads 20 F=Single Fuse (120, 277 or 347V Specify Voltage) FF=Double Fuse (208, 240 or 480V Specify Voltage) 20K=20KV UL 1449 fused surge protective device 19 2L=Two Circuits 18 HA=50°C High Ambient HSS=Installed House Side Shield 18 GRSBK=Glare Reducing Shield, Black 23 GRSWH=Glare Reducing Shield, White 23 LCF=Light Square Trim Painted to Match Housing 24 TH=Tool-less Door Hardware 5 CC=Coastal Construction finish 7 L90=Optics Rotated 90° Left R90=Optics Rotated 90° Right AHD145=After Hours Dim, 5 Hours 22 AHD245=After Hours Dim, 6 Hours 22 AHD255=After Hours Dim, 7 Hours 22 AHD355=After Hours Dim, 8 Hours 22 DALI=DALI Drivers</p>		<p>BPC=Button Type Photocontrol. Must specify voltage 120V, 208V, 240V or 277V. 6 PR=NEMA 3-PIN Photocontrol Receptacle PR7=NEMA 7-PIN Photocontrol Receptacle 21 FADC=Field Adjustable Dimming Controller 22 PSC=Photocontrol Shorting Cap SPB2=Dimming Motion Sensor, 9'-20' mounting 24 SPB4=Dimming Motion Sensor, 21'-40' mounting 24 SPB2/X=Dimming Motion Sensor, limited square count, 9'-20' mounting 24 SPB4/X=Dimming Motion Sensor, limited square count, 21'-40' mounting 24 MS/DIM-L20=Motion Sensor for Dimming Operation, 9'-20' Mounting 34 MS/DIM-L40=Motion Sensor for Dimming Operation, 21'-40' Mounting 34 ZW=WaveLinx-enabled 4-PIN Twistlock Receptacle 19 ZD=SR Driver-enabled 4-PIN Twistlock Receptacle 19 ZW-WOBXX=WaveLinx Lite, Dimming Motion and Daylight, Bluetooth Programmable, 7' - 15' Mounting 15,12 ZW-WOFXX=WaveLinx Lite, Dimming Motion and Daylight, Bluetooth Programmable, 15' - 40' Mounting 15,12 ZD-WOBXX=WaveLinx Lite, SR Driver, Dimming Motion and Daylight, Bluetooth Programmable, 7' - 15' Mounting 15,12 ZD-WOFXX=WaveLinx Lite, SR Driver, Dimming Motion and Daylight, Bluetooth Programmable, 15' - 40' Mounting 15,12 ZW-SWPD4XX=WaveLinx Pro, Dimming Motion and Daylight, WAC Programmable, 7' - 15' Mounting 15,12,13 ZW-SWPD5XX=WaveLinx Pro, Dimming Motion and Daylight, WAC Programmable, 15' - 40' Mounting 15,12,13 ZD-SWPD4XX=WaveLinx Pro, SR Driver, Dimming Motion and Daylight, WAC Programmable, 7' - 15' Mounting 15,12,13 ZD-SWPD5XX=WaveLinx Pro, SR Driver, Dimming Motion and Daylight, WAC Programmable, 15' - 40' Mounting 15,12,13 DIM10-L20=Synapse Occupancy Sensor (9'-20' Mounting) 19 DIM10-L40=Synapse Occupancy Sensor (21'-40' Mounting) 19</p>			<p>QA/RA1016=NEMA Photocontrol Multi-Tap - 105-285V QA/RA1027=NEMA Photocontrol - 480V QA/RA1201=NEMA Photocontrol - 347V QA/RA1013=Photocontrol Shorting Cap QA/RA1014=120V Photocontrol MA1252=10kV Surge Module Replacement MA1036-XX=Single Tenon Adapter for 2-3/8" O.D. Tenon MA1037-XX=2@180° Tenon Adapter for 2-3/8" O.D. Tenon MA1197-XX=3@120° Tenon Adapter for 2-3/8" O.D. Tenon MA1188-XX=4@90° Tenon Adapter for 2-3/8" O.D. Tenon MA1189-XX=2@90° Tenon Adapter for 2-3/8" O.D. Tenon MA1190-XX=3@90° Tenon Adapter for 2-3/8" O.D. Tenon MA1191-XX=2@120° Tenon Adapter for 2-3/8" O.D. Tenon MA1038-XX=Single Tenon Adapter for 3-1/2" O.D. Tenon MA1039-XX=2@180° Tenon Adapter for 3-1/2" O.D. Tenon MA1192-XX=3@120° Tenon Adapter for 3-1/2" O.D. Tenon MA1193-XX=4@90° Tenon Adapter for 3-1/2" O.D. Tenon MA1194-XX=2@90° Tenon Adapter for 3-1/2" O.D. Tenon MA1195-XX=3@90° Tenon Adapter for 3-1/2" O.D. Tenon SRA238=Adapter kit for mounting 3" SP arm to 2-3/8" O.D. vertical tenon FSIR-100=Wireless Configuration Tool for MS/DIM 24 LS/HSS=Field Installed House Side Shield 9,18 LS/GRSBK-2PK=Glare Reducing Shield, Black 9,23 LS/GRSWH-2PK=Glare Reducing Shield, White 9,23 LS/PFS=Perimeter Shield, Black 18 WOLC-7P-10A=WaveLinx Outdoor Control Module 11,19 WOB-XX=WaveLinx Lite Sensor, Dimming Motion and Daylight, Bluetooth Programmable, 7' - 15' Mounting 12,14,19 WOF-XX=WaveLinx Lite Sensor, Dimming Motion and Daylight, Bluetooth Programmable, 15' - 40' Mounting 12,14,19 SWPD4-XX=WaveLinx Sensor, Dimming Motion and Daylight, WAC Programmable, 7' - 15' Mounting 12,13,14,19 SWPD5-XX=WaveLinx Sensor, Dimming Motion and Daylight, WAC Programmable, 15' - 40' Mounting 12,13,14,19</p>		

NOTES:

- Customer is responsible for engineering analysis to confirm pole and fixture compatibility for all applications. Refer to our white paper WP513001EN for additional support information.
- DesignLights Consortium® Qualified. Refer to www.designlights.org Qualified Products List under Family Models for details.
- Coastal construction finish salt spray tested to over 5,000-hours per ASTM B117, with a scribe rating of 9 per ASTM D1654. Not available with TH option.
- Drive current 1200mA not available with color temperatures 722, 727, 827, 830 or 930 when the HSS option is selected.
- TH option not 3G rated. Not available with Coastal Construction (CC) option.
- Not available with voltage options H, 8 or 9.
- Requires the use of an internal step down transformer when combined with sensor options. Not available in combination with the HA high ambient and sensor options at 1A.
- SP arm limited to 3" O.D. vertical tenon. SP2 limited to 2-3/8" O.D. vertical tenon.
- One required for each Light Square.
- 2L is not available with SPB at 347V or 480V. Not available with WaveLinx or Enlightened sensors, or 20kV surge option.
- Requires PR7.
- Replace XX with sensor color (WH, BZ or BK.)
- WAC Gateway required to enable field-configurable: Order WAC-PoE and WPOE-120 (10V to PoE injector) power supply if needed. WAC not required for LC Bluetooth sensors.
- Requires ZW or ZD receptacle.
- Narrow-band 590nm +/- 5nm for wildlife and observatory use. Choose drive current A; supplied at 500mA drive current only. Exact luminaire wattage available in IES files. Available with 5WQ, 5MQ, SL2, SL3 and SL4 distributions. Can be used with HSS option.
- Set of 4 pcs. One set required per Light Square.

- Not available with HA option.
- Not for use with T1, 5NQ, 5MQ, 5WQ or RW optics.
- Cannot be used with other control options.
- Low voltage control lead brought out 18" outside fixture. Not available with DALI or integrated controls options
- Not available if any SPB, LWR, or WaveLinx sensor is selected. Motion sensor has an integral photocell.
- Requires the use of BPC photocontrol or the PR7 or PR photocontrol receptacle with photocontrol accessory.
- Not for use with T1, T4FT, T4W or SL4 optics.
- Sensor configuration mobile application required for configuration. See controls page for details.
- Replace X with number of Light Squares controlled by the SPB, referencing the "SPB/X Availability Table" on the controls page.
- Not available with HSS, GRSWH or GRSBK.
- Only product configurations with these designated prefixes are built to be compliant with the Buy American Act of 1933 (BAA) or Trade Agreements Act of 1979 (TAA), respectively. Please refer to www.designlights.org website for more information. Components shipped separately may be separately analyzed under domestic preference requirements.
- For BAA or TAA requirements, Accessories sold separately will be separately analyzed under domestic preference requirements. Consult factory for further information.
- DuraVolt drivers feature added protection from power quality issues such as loss of neutral, transients and voltage fluctuations. Visit www.signify.com/duravolt for more information.
- 300V not to be used with ungrounded or impedance grounded systems.
- Not available in 1 square configuration at 800mA or below. Not available with any control option except SPB.
- Cannot be used with PR7 or other motion response control options.
- Use GALN Product Configurator to specify lumen output, drive current and wattage. Not available with AMB.
- Uses the FSP-211 motion sensor. The FSIR-100 configuration tool is required to adjust parameters including high and low modes, sensitivity, time delay, cutoff and more. Consult your lighting representative at Cooper Lighting Solutions for more information.

LumenSafe Integrated Network Security Camera Technology Options (Add as Suffix)

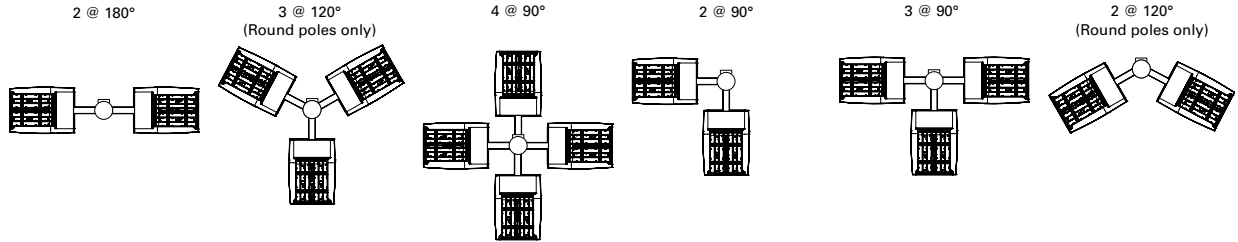
Product Family	Camera Type	Data Backhaul
L=LumenSafe Technology 	D=Standard Dome Camera H=Hi-Res Dome Camera Z=Remote PTZ Camera	C=Cellular, No SIM A=Cellular, AT&T V=Cellular, Verizon S=Cellular, Sprint R=Cellular, Rogers W=Wi-Fi Networking w/ Omni-Directional Antenna E=Ethernet Networking



McGraw-Edison **GALN Galleon II**

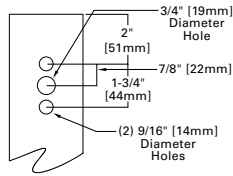
Mounting Details

Pole Configuration Options

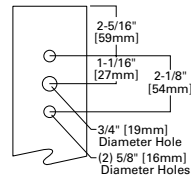


Pole Drilling Patterns

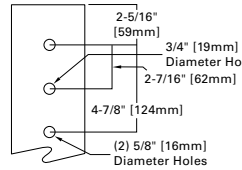
Type "N"



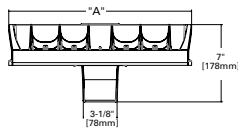
Type "R"



Type "M"

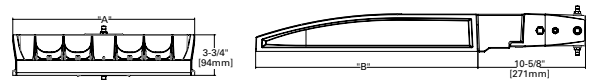


Quick Mount Universal Arm (QU)



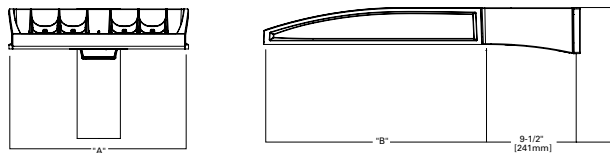
*NOTE: Universal bolt pattern compatible with Type N through Type M drilling patterns

Quick Mount Mast Arm (QMA)



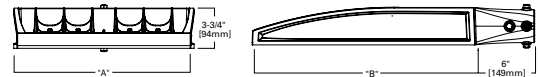
*NOTE: Fits 2-3/8" O.D. tenon

Pole Mount Arm with Quick Mount Adaptor (QM)



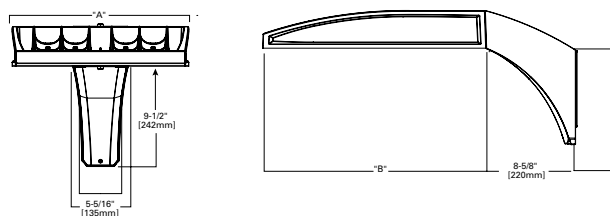
*NOTE: Use Type N drilling pattern

Mast Arm, Fixed (MA)



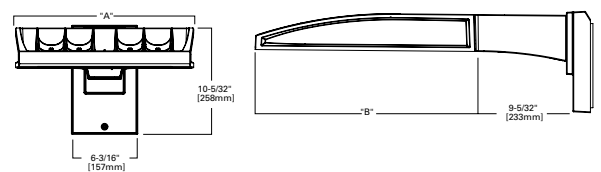
*NOTE: Fits 2-3/8" O.D. tenon

Upswept Arm (UP)



*NOTE: Universal bolt pattern compatible with Type N through Type M drilling patterns

Wall Mount, Fixed (WM)

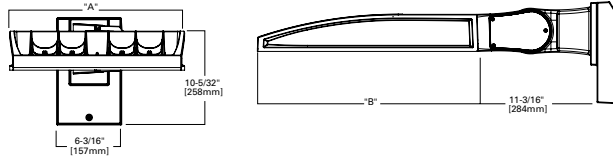




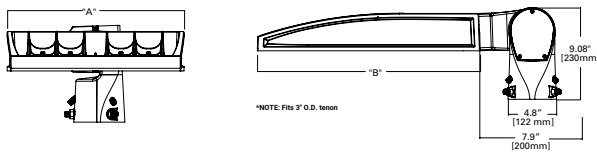
McGraw-Edison **GALN Galleon II**

Mounting Details

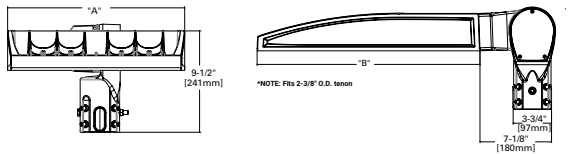
Wall Mount, Adjustable (WA)



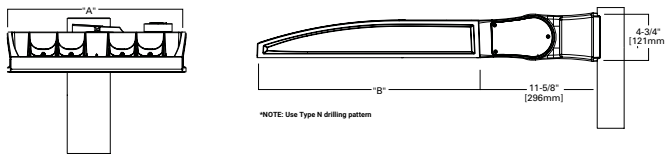
3\" Slipfitter, Adjustable (SP)



2-3/8\" Slipfitter, Adjustable (SP2)

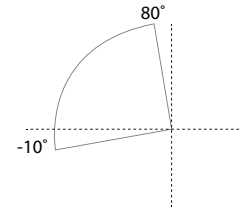


Pole Mount, Adjustable Arm (PA)



Adjustable Arm Range of Motion

- Includes WA, SP, SP2 and PA mounting options
- Adjustable in increments of 5°
- Must maintain downward facing orientation



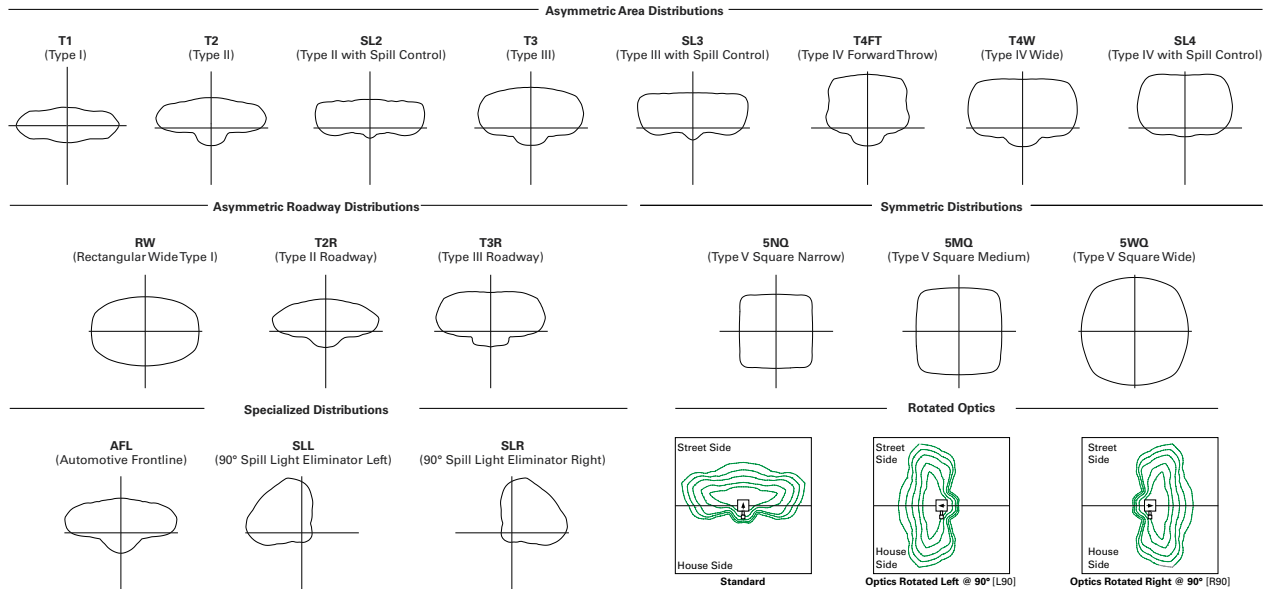
Fixture Weights and EPAs

Tilt Angle (Degrees)	Number of Light Squares	Weight	1 @ 90°	2 @ 180°	2 @ 90°	2 @ 120°	3 @ 90°	3 @ 120°	4 @ 90°
0°	1-4	33.5 lb (15.2 kg)	0.85	1.70	1.46	1.66	2.31	2.25	2.35
	5-6	43.5 lb (19.7 kg)	0.86	1.71	1.62	1.80	2.49	2.35	2.50
	7-9	52.5 lb (23.8 kg)	0.98	1.95	1.75	1.98	2.73	2.55	2.76
15°	1-4	33.5 lb (15.2 kg)	1.10	1.71	1.95	2.26	2.81	3.30	2.87
	5-6	43.5 lb (19.7 kg)	1.42	1.71	2.27	2.72	3.13	3.63	3.15
	7-9	52.5 lb (23.8 kg)	1.69	1.96	2.67	3.22	3.65	4.38	3.72
30°	1-4	33.5 lb (15.2 kg)	1.72	1.81	2.58	3.21	3.44	4.59	3.53
	5-6	43.5 lb (19.7 kg)	2.26	2.29	3.11	4.00	3.97	5.27	4.00
	7-9	52.5 lb (23.8 kg)	2.75	2.85	3.73	4.83	4.71	6.45	4.81
45°	1-4	33.5 lb (15.2 kg)	2.25	2.36	3.10	4.00	3.96	5.63	4.08
	5-6	43.5 lb (19.7 kg)	2.96	2.99	3.81	5.06	4.67	6.49	4.71
	7-9	52.5 lb (23.8 kg)	3.63	3.76	3.73	6.17	5.59	8.03	5.73
60°	1-4	33.5 lb (15.2 kg)	2.63	2.77	3.49	4.58	4.34	6.21	4.48
	5-6	43.5 lb (19.7 kg)	3.46	3.51	4.32	5.84	5.19	7.01	5.22
	7-9	52.5 lb (23.8 kg)	4.27	4.44	5.25	7.15	6.23	8.80	6.40

McGraw-Edison

GALN Galleon II

Optical Distributions



Product Specifications

Construction

- Die-cast aluminum housing and heat sink
- Three housing sizes, using 1 to 9 light squares

Optics

- High-efficiency injection-molded AccuLED Optics technology
- 17 optical distributions for area site and roadway applications
- 3 shielding options include HSS, GRS and PFS
- IDA Certified (3000K CCT and warmer only, fixed mounting options)

Electrical

- Removable power tray assembly includes drivers, surge modules and control modules for ease of maintenance and serviceability
- Standard with 0-10V dimming
- Standard with 10kV surge module, optional 20kV surge module

- Suitable for operation in -40°C to 40°C ambient environments. Optional 50°C high ambient (HA) configuration

Mounting

- Arms are factory installed, enabling closed-housing installation
- All arms suitable for round or square pole installation
- All arms provide clearance for multiple fixture installations at 90°

Finish

- 6 standard finishes use super durable TGIC polyester powder coat paint, providing 2.5 mil nominal thickness and salt-spray tested to 3,000 hours per ASTM B117
- RAL and custom color matches available
- Coastal Construction (CC) option salt-spray tested to 5,000 hours per ASTM B117, achieving a scribe rating of 9 per ASTM D1654

Typical Applications

- Outdoor, Parking Lots, Walkways, Roadways, Building Areas

Warranty

- Five year limited warranty



Job Name:
SPIRIT VALLEY BUSINESS PARK - 649
SPIRIT VALLEY CENTRAL DRIVE

Catalog Number:
GALN-SA1C-740-U-T3-XX

Notes:

Type:

F1

LAI24-308384

McGraw-Edison**GALN Galleon II****Energy and Performance Data****Lumen Maintenance (TM-21)**

Drive Current	Ambient Temperature	25,000 hours*	50,000 hours*	60,000 hours*	100,000 hours**	Theoretical L70 hours**
Up to 1A	25°C	99.4%	99.0%	98.9%	98.3%	> 2.4M
	40°C	98.7%	98.3%	98.1%	97.4%	> 1.9M
	50°C	98.2%	97.2%	96.8%	95.2%	> 851,000
1.2A	25°C	99.4%	99.0%	98.9%	98.3%	> 2.4M
	40°C	98.5%	97.9%	97.7%	96.7%	> 1.3M

Lumen Multiplier

Ambient Temperature	Lumen Multiplier
0°C	1.02
10°C	1.01
25°C	1.00
40°C	0.99
50°C	0.97

* Supported by IES TM-21 standards

** Theoretical values represent estimations commonly used; however, refer to the IES position on LED Product Lifetime Prediction, IES PS-10-18, explaining proper use of IES TM-21 and LM-80.

FADC Settings

SA1-SA3 (A, B, C, D Drive Current)

FADC Position	Percent of Typical Lumen Output
1	25%
2	48%
3	56%
4	65%
5	75%
6	80%
7	85%
8	90%
9	95%
10	100%

FADC Settings

SA4-SA6 (A, B, C, D Drive Current)

FADC Position	Percent of Typical Lumen Output
1	14%
2	25%
3	32%
4	43%
5	49%
6	57%
7	65%
8	72%
9	80%
10	100%

FADC Settings

SA7-SA9 (A, B, C, D Drive Current)

FADC Position	Percent of Typical Lumen Output
1	19%
2	38%
3	47%
4	63%
5	74%
6	85%
7	95%
8	97%
9	100%
10	100%



Job Name:
SPIRIT VALLEY BUSINESS PARK - 649
SPIRIT VALLEY CENTRAL DRIVE

Catalog Number:
GALN-SA1C-740-U-T3-XX

Notes:

Type:

F1

LAI24-308384

McGraw-Edison **GALN Galleon II**

Performance Table, Drive Current "A" (615mA)

Number of Light Squares		1	2	3	4	5	6	7	8	9
Nominal Power (Watts)		33	63	93	121	154	182	215	244	274
Input Current @ 120V		0.283	0.529	0.778	1.058	1.310	1.556	1.839	2.089	2.335
Input Current @ 208V		0.165	0.309	0.460	0.618	0.771	0.919	1.082	1.240	1.379
Input Current @ 240V		0.143	0.270	0.398	0.540	0.671	0.796	0.944	1.078	1.194
Input Current @ 277V		0.125	0.237	0.352	0.473	0.581	0.705	0.818	0.962	1.057
Input Current @ 347V		0.098	0.181	0.272	0.362	0.454	0.544	0.636	0.738	0.816
Input Current @ 480V		0.073	0.133	0.200	0.267	0.335	0.400	0.470	0.554	0.600
Optics										
T1	4000K Lumens	4,619	9,180	13,628	18,059	22,861	27,070	31,796	36,863	41,385
	BUG Rating	B2-U0-G1	B3-U0-G1	B3-U0-G2	B4-U0-G2	B4-U0-G2	B4-U0-G2	B5-U0-G3	B5-U0-G3	B5-U0-G3
	Lumens per Watt	140	146	147	149	148	149	148	151	151
T2	4000K Lumens	4,654	9,249	13,730	18,194	23,032	27,273	32,034	37,138	41,694
	BUG Rating	B1-U0-G1	B1-U0-G2	B2-U0-G2	B2-U0-G3	B3-U0-G4	B3-U0-G4	B3-U0-G4	B3-U0-G5	B3-U0-G5
	Lumens per Watt	141	147	148	150	150	150	149	152	152
T2R	4000K Lumens	4,716	9,372	13,913	18,437	23,340	27,637	32,462	37,634	42,251
	BUG Rating	B1-U0-G1	B1-U0-G2	B2-U0-G2	B2-U0-G2	B3-U0-G3	B3-U0-G3	B3-U0-G4	B3-U0-G4	B3-U0-G4
	Lumens per Watt	143	149	150	152	152	152	151	154	154
T3	4000K Lumens	4,589	9,120	13,538	17,940	22,711	26,892	31,587	36,220	41,112
	BUG Rating	B1-U0-G1	B2-U0-G2	B2-U0-G2	B3-U0-G3	B3-U0-G3	B3-U0-G4	B3-U0-G4	B3-U0-G4	B4-U0-G4
	Lumens per Watt	139	145	146	148	147	148	147	150	150
T3R	4000K Lumens	4,735	9,411	13,970	18,513	23,436	27,751	32,596	37,790	42,425
	BUG Rating	B1-U0-G1	B1-U0-G2	B2-U0-G3	B2-U0-G3	B3-U0-G4	B3-U0-G4	B3-U0-G4	B3-U0-G5	B3-U0-G5
	Lumens per Watt	143	149	150	153	152	152	152	155	155
T4FT	4000K Lumens	4,617	9,176	13,622	18,051	22,851	27,058	31,782	36,847	41,366
	BUG Rating	B1-U0-G2	B2-U0-G2	B2-U0-G3	B3-U0-G3	B3-U0-G4	B3-U0-G4	B3-U0-G5	B3-U0-G5	B3-U0-G5
	Lumens per Watt	140	146	146	149	148	149	148	151	151
T4W	4000K Lumens	4,631	9,203	13,662	18,104	22,918	27,138	31,876	36,955	41,488
	BUG Rating	B1-U0-G2	B2-U0-G2	B2-U0-G3	B3-U0-G3	B3-U0-G4	B3-U0-G4	B3-U0-G5	B3-U0-G5	B4-U0-G5
	Lumens per Watt	140	146	147	150	149	149	148	151	151
SL2	4000K Lumens	4,619	9,180	13,627	18,058	22,860	27,069	31,795	36,861	41,383
	BUG Rating	B1-U0-G2	B2-U0-G2	B2-U0-G3	B3-U0-G3	B3-U0-G4	B3-U0-G4	B3-U0-G4	B3-U0-G5	B4-U0-G5
	Lumens per Watt	140	146	147	149	148	149	148	151	151
SL3	4000K Lumens	4,586	9,115	13,531	17,931	22,699	26,879	31,571	36,602	41,091
	BUG Rating	B1-U0-G1	B1-U0-G2	B2-U0-G3	B2-U0-G3	B3-U0-G4	B3-U0-G4	B3-U0-G4	B3-U0-G5	B3-U0-G5
	Lumens per Watt	139	145	145	148	147	148	147	150	150
SL4	4000K Lumens	4,529	9,002	13,363	17,708	22,417	26,544	31,178	36,146	40,580
	BUG Rating	B1-U0-G2	B1-U0-G3	B2-U0-G3	B2-U0-G4	B2-U0-G4	B3-U0-G5	B3-U0-G5	B3-U0-G5	B3-U0-G5
	Lumens per Watt	137	143	144	146	146	146	145	148	148
5NQ	4000K Lumens	4,829	9,598	14,247	18,880	23,901	28,301	33,242	38,539	43,266
	BUG Rating	B2-U0-G1	B3-U0-G1	B3-U0-G2	B4-U0-G2	B4-U0-G2	B4-U0-G2	B5-U0-G2	B5-U0-G3	B5-U0-G3
	Lumens per Watt	146	152	153	156	155	155	155	158	158
5MQ	4000K Lumens	4,853	9,645	14,318	18,974	24,020	28,442	33,407	38,731	43,482
	BUG Rating	B3-U0-G1	B3-U0-G2	B4-U0-G2	B4-U0-G2	B5-U0-G3	B5-U0-G3	B5-U0-G4	B5-U0-G4	B5-U0-G4
	Lumens per Watt	147	153	154	157	156	156	155	159	159
5WQ	4000K Lumens	4,843	9,625	14,288	18,934	23,969	28,382	33,337	38,649	43,390
	BUG Rating	B3-U0-G1	B4-U0-G2	B4-U0-G2	B5-U0-G3	B5-U0-G3	B5-U0-G4	B5-U0-G4	B5-U0-G4	B5-U0-G5
	Lumens per Watt	147	153	154	156	156	156	155	158	158
SLL/SLR	4000K Lumens	3,989	7,927	11,768	15,594	19,741	23,375	27,456	31,831	35,736
	BUG Rating	B1-U0-G2	B1-U0-G2	B2-U0-G3	B2-U0-G3	B2-U0-G4	B3-U0-G4	B3-U0-G4	B3-U0-G5	B3-U0-G5
	Lumens per Watt	121	126	127	129	128	128	128	130	130
RW	4000K Lumens	4,774	9,488	14,085	18,665	23,628	27,979	32,863	38,100	42,774
	BUG Rating	B2-U0-G1	B3-U0-G1	B3-U0-G2	B4-U0-G2	B4-U0-G2	B4-U0-G2	B5-U0-G3	B5-U0-G3	B5-U0-G3
	Lumens per Watt	145	151	151	154	153	154	153	156	156
AFL	4000K Lumens	4,673	9,286	13,785	18,268	23,126	27,384	32,164	37,290	41,864
	BUG Rating	B1-U0-G1	B1-U0-G1	B2-U0-G2	B2-U0-G2	B3-U0-G2	B3-U0-G2	B3-U0-G3	B3-U0-G3	B3-U0-G3
	Lumens per Watt	142	147	148	151	150	150	150	153	153

* Nominal data for 70 CRI. ** For additional performance data, please reference the Galleon Supplemental Performance Guide.





Job Name:
SPIRIT VALLEY BUSINESS PARK - 649
SPIRIT VALLEY CENTRAL DRIVE

Catalog Number:
GALN-SA1C-740-U-T3-XX

Notes:

Type:

F1

LAI24-308384

McGraw-Edison **GALN Galleon II**

Performance Table, Drive Current "B" (800mA)

Number of Light Squares		1	2	3	4	5	6	7	8	9
Nominal Power (Watts)		44	82	121	164	204	243	286	325	364
Input Current @ 120V		0.367	0.689	1.014	1.378	1.704	2.027	2.393	2.716	3.041
Input Current @ 208V		0.213	0.401	0.594	0.802	0.997	1.188	1.400	1.605	1.782
Input Current @ 240V		0.184	0.347	0.510	0.694	0.860	1.021	1.210	1.386	1.531
Input Current @ 277V		0.160	0.303	0.449	0.605	0.757	0.898	1.065	1.242	1.347
Input Current @ 347V		0.125	0.235	0.355	0.471	0.592	0.710	0.828	0.958	1.065
Input Current @ 480V		0.092	0.172	0.258	0.344	0.432	0.517	0.605	0.706	0.775
Optics										
T1	4000K Lumens	5,748	11,423	16,957	22,470	28,446	33,683	39,563	45,867	51,494
	BUG Rating	B2-U0-G1	B3-U0-G2	B4-U0-G2	B4-U0-G2	B4-U0-G2	B5-U0-G3	B5-U0-G3	B5-U0-G4	B5-U0-G4
	Lumens per Watt	131	139	140	137	139	139	138	141	141
T2	4000K Lumens	5,790	11,508	17,083	22,638	28,658	33,935	39,859	46,210	51,879
	BUG Rating	B1-U0-G2	B2-U0-G2	B2-U0-G3	B3-U0-G4	B3-U0-G4	B3-U0-G4	B3-U0-G5	B3-U0-G5	B4-U0-G5
	Lumens per Watt	132	140	141	138	140	140	139	142	143
T2R	4000K Lumens	5,868	11,662	17,311	22,941	29,041	34,388	40,391	46,827	52,572
	BUG Rating	B1-U0-G1	B2-U0-G2	B2-U0-G2	B3-U0-G3	B3-U0-G3	B3-U0-G4	B3-U0-G4	B3-U0-G4	B3-U0-G5
	Lumens per Watt	133	142	143	140	142	142	141	144	144
T3	4000K Lumens	5,710	11,347	16,845	22,322	28,258	33,461	39,303	45,565	51,155
	BUG Rating	B1-U0-G1	B2-U0-G2	B3-U0-G3	B3-U0-G3	B3-U0-G4	B3-U0-G4	B4-U0-G4	B4-U0-G5	B4-U0-G5
	Lumens per Watt	130	138	139	136	139	138	137	140	141
T3R	4000K Lumens	5,892	11,710	17,383	23,035	29,161	34,530	40,558	47,020	52,788
	BUG Rating	B1-U0-G2	B2-U0-G2	B2-U0-G3	B3-U0-G4	B3-U0-G4	B3-U0-G5	B3-U0-G5	B3-U0-G5	B4-U0-G5
	Lumens per Watt	134	143	144	140	143	142	142	145	145
T4FT	4000K Lumens	5,745	11,418	16,949	22,460	28,433	33,668	39,546	45,847	51,471
	BUG Rating	B1-U0-G2	B2-U0-G3	B2-U0-G3	B3-U0-G4	B3-U0-G4	B3-U0-G5	B3-U0-G5	B4-U0-G5	B4-U0-G5
	Lumens per Watt	131	139	140	137	139	139	138	141	141
T4W	4000K Lumens	5,762	11,451	16,999	22,526	28,517	33,767	39,662	45,982	51,622
	BUG Rating	B1-U0-G2	B2-U0-G2	B3-U0-G3	B3-U0-G4	B3-U0-G4	B3-U0-G5	B4-U0-G5	B4-U0-G5	B4-U0-G5
	Lumens per Watt	131	140	140	137	140	139	139	141	142
SL2	4000K Lumens	5,747	11,422	16,956	22,469	28,444	33,681	39,561	45,865	51,491
	BUG Rating	B1-U0-G2	B2-U0-G3	B3-U0-G3	B3-U0-G4	B3-U0-G4	B3-U0-G4	B4-U0-G5	B4-U0-G5	B4-U0-G5
	Lumens per Watt	131	139	140	137	139	139	138	141	141
SL3	4000K Lumens	5,707	11,342	16,836	22,311	28,244	33,444	39,283	45,542	51,129
	BUG Rating	B1-U0-G2	B2-U0-G3	B2-U0-G3	B3-U0-G4	B3-U0-G4	B3-U0-G5	B3-U0-G5	B3-U0-G5	B3-U0-G5
	Lumens per Watt	130	138	139	136	138	138	137	140	140
SL4	4000K Lumens	5,636	11,201	16,627	22,034	27,893	33,028	38,794	44,976	50,493
	BUG Rating	B1-U0-G2	B1-U0-G3	B2-U0-G4	B2-U0-G4	B3-U0-G5	B3-U0-G5	B3-U0-G5	B3-U0-G5	B3-U0-G5
	Lumens per Watt	128	137	137	134	137	136	136	138	139
5NQ	4000K Lumens	6,009	11,942	17,727	23,492	29,739	35,214	41,362	47,953	53,835
	BUG Rating	B2-U0-G1	B3-U0-G1	B4-U0-G2	B4-U0-G2	B5-U0-G2	B5-U0-G2	B5-U0-G3	B5-U0-G3	B5-U0-G3
	Lumens per Watt	137	146	147	143	146	145	145	148	148
5MQ	4000K Lumens	6,039	12,001	17,816	23,609	29,887	35,389	41,568	48,191	54,103
	BUG Rating	B3-U0-G1	B4-U0-G2	B4-U0-G2	B5-U0-G3	B5-U0-G3	B5-U0-G4	B5-U0-G4	B5-U0-G4	B5-U0-G5
	Lumens per Watt	137	146	147	144	147	146	145	148	149
5WQ	4000K Lumens	6,026	11,976	17,778	23,559	29,824	35,315	41,480	48,090	53,989
	BUG Rating	B3-U0-G1	B4-U0-G2	B5-U0-G3	B5-U0-G3	B5-U0-G4	B5-U0-G4	B5-U0-G4	B5-U0-G5	B5-U0-G5
	Lumens per Watt	137	146	147	144	146	145	145	148	148
SLL/SLR	4000K Lumens	4,963	9,863	14,642	19,403	24,563	29,085	34,163	39,607	44,465
	BUG Rating	B1-U0-G2	B1-U0-G3	B2-U0-G3	B2-U0-G4	B3-U0-G4	B3-U0-G5	B3-U0-G5	B3-U0-G5	B3-U0-G5
	Lumens per Watt	113	120	121	118	120	120	119	122	122
RW	4000K Lumens	5,940	11,806	17,526	23,224	29,400	34,813	40,891	47,407	53,222
	BUG Rating	B3-U0-G1	B3-U0-G2	B4-U0-G2	B4-U0-G2	B5-U0-G3	B5-U0-G3	B5-U0-G3	B5-U0-G4	B5-U0-G4
	Lumens per Watt	135	144	145	142	144	143	143	146	146
AFL	4000K Lumens	5,814	11,555	17,153	22,730	28,775	34,073	40,021	46,398	52,090
	BUG Rating	B1-U0-G1	B2-U0-G1	B2-U0-G2	B2-U0-G2	B3-U0-G3	B3-U0-G3	B3-U0-G3	B3-U0-G3	B3-U0-G4
	Lumens per Watt	132	141	142	139	141	140	140	143	143

* Nominal data for 70 CRI. ** For additional performance data, please reference the Galleon Supplemental Performance Guide.





Job Name:
SPIRIT VALLEY BUSINESS PARK - 649
SPIRIT VALLEY CENTRAL DRIVE

Catalog Number:
GALN-SA1C-740-U-T3-XX

Notes:

Type:

F1

LAI24-308384

McGraw-Edison GALN Galleon II

Performance Table, Drive Current "C" (1050mA)

Number of Light Squares		1	2	3	4	5	6	7	8	9
Nominal Power (Watts)		57	108	160	213	269	321	377	429	481
Input Current @ 120V		0.478	0.905	1.338	1.810	2.244	2.675	3.150	3.584	4.013
Input Current @ 208V		0.279	0.532	0.780	1.064	1.313	1.559	1.845	2.093	2.339
Input Current @ 240V		0.243	0.458	0.664	0.916	1.123	1.328	1.582	1.788	1.991
Input Current @ 277V		0.213	0.404	0.582	0.808	0.997	1.164	1.401	1.589	1.745
Input Current @ 347V		0.164	0.322	0.471	0.644	0.795	0.943	1.117	1.269	1.414
Input Current @ 480V		0.121	0.235	0.341	0.469	0.579	0.681	0.814	0.923	1.022
Optics										
T1	4000K Lumens	7,101	14,113	20,950	27,763	35,146	41,616	48,882	56,671	63,623
	BUG Rating	B3-U0-G1	B3-U0-G2	B4-U0-G2	B4-U0-G2	B5-U0-G3	B5-U0-G3	B5-U0-G4	B5-U0-G4	B5-U0-G4
	Lumens per Watt	125	131	131	130	131	130	130	130	132
T2	4000K Lumens	7,154	14,219	21,107	27,970	35,408	41,927	49,247	57,094	64,098
	BUG Rating	B1-U0-G2	B2-U0-G2	B3-U0-G3	B3-U0-G4	B3-U0-G4	B3-U0-G5	B4-U0-G5	B4-U0-G5	B4-U0-G5
	Lumens per Watt	126	132	132	131	132	131	131	133	133
T2R	4000K Lumens	7,250	14,408	21,389	28,344	35,881	42,487	49,905	57,857	64,954
	BUG Rating	B1-U0-G1	B2-U0-G2	B2-U0-G3	B3-U0-G3	B3-U0-G4	B3-U0-G4	B3-U0-G5	B4-U0-G5	B4-U0-G5
	Lumens per Watt	127	133	134	133	133	132	132	135	135
T3	4000K Lumens	7,054	14,020	20,812	27,580	34,914	41,342	48,560	56,297	63,203
	BUG Rating	B1-U0-G2	B2-U0-G2	B3-U0-G3	B3-U0-G4	B3-U0-G4	B4-U0-G4	B4-U0-G5	B4-U0-G5	B4-U0-G5
	Lumens per Watt	124	130	130	129	130	129	129	131	131
T3R	4000K Lumens	7,280	14,468	21,477	28,461	36,029	42,663	50,111	58,096	65,222
	BUG Rating	B1-U0-G2	B2-U0-G3	B3-U0-G4	B3-U0-G4	B3-U0-G5	B3-U0-G5	B3-U0-G5	B4-U0-G5	B4-U0-G5
	Lumens per Watt	128	134	134	134	134	133	133	135	136
T4FT	4000K Lumens	7,098	14,107	20,941	27,751	35,130	41,598	48,860	56,646	63,594
	BUG Rating	B1-U0-G2	B2-U0-G3	B3-U0-G4	B3-U0-G4	B3-U0-G5	B3-U0-G5	B4-U0-G5	B4-U0-G5	B4-U0-G5
	Lumens per Watt	125	131	131	130	131	130	130	132	132
T4W	4000K Lumens	7,119	14,148	21,003	27,832	35,233	41,720	49,004	56,812	63,781
	BUG Rating	B1-U0-G2	B2-U0-G3	B3-U0-G4	B3-U0-G4	B3-U0-G5	B4-U0-G5	B4-U0-G5	B4-U0-G5	B4-U0-G5
	Lumens per Watt	125	131	131	131	131	130	130	132	133
SL2	4000K Lumens	7,101	14,112	20,949	27,761	35,144	41,614	48,879	56,668	63,619
	BUG Rating	B1-U0-G2	B2-U0-G3	B3-U0-G3	B3-U0-G4	B3-U0-G5	B4-U0-G5	B4-U0-G5	B4-U0-G5	B4-U0-G5
	Lumens per Watt	125	131	131	130	131	130	130	132	132
SL3	4000K Lumens	7,051	14,013	20,802	27,566	34,897	41,321	48,535	56,269	63,172
	BUG Rating	B1-U0-G2	B2-U0-G3	B2-U0-G4	B3-U0-G4	B3-U0-G5	B3-U0-G5	B3-U0-G5	B4-U0-G5	B4-U0-G5
	Lumens per Watt	124	130	130	129	130	129	129	131	131
SL4	4000K Lumens	6,963	13,839	20,543	27,223	34,463	40,808	47,932	55,569	62,386
	BUG Rating	B1-U0-G2	B2-U0-G3	B2-U0-G4	B3-U0-G5	B3-U0-G5	B3-U0-G5	B3-U0-G5	B3-U0-G5	B3-U0-G5
	Lumens per Watt	122	128	128	128	128	127	127	130	130
5NQ	4000K Lumens	7,424	14,755	21,903	29,025	36,743	43,508	51,104	59,247	66,515
	BUG Rating	B3-U0-G1	B3-U0-G2	B4-U0-G2	B5-U0-G2	B5-U0-G3	B5-U0-G3	B5-U0-G3	B5-U0-G4	B5-U0-G4
	Lumens per Watt	130	137	137	136	137	136	136	138	138
5MQ	4000K Lumens	7,461	14,828	22,012	29,169	36,926	43,725	51,359	59,542	66,846
	BUG Rating	B3-U0-G1	B4-U0-G2	B5-U0-G3	B5-U0-G3	B5-U0-G4	B5-U0-G4	B5-U0-G4	B5-U0-G5	B5-U0-G5
	Lumens per Watt	131	137	138	137	137	136	136	139	139
5WQ	4000K Lumens	7,445	14,797	21,966	29,108	36,849	43,633	51,250	59,417	66,705
	BUG Rating	B3-U0-G2	B4-U0-G2	B5-U0-G3	B5-U0-G4	B5-U0-G4	B5-U0-G5	B5-U0-G5	B5-U0-G5	B5-U0-G5
	Lumens per Watt	131	137	137	137	137	136	136	139	139
SLL/SLR	4000K Lumens	6,132	12,187	18,091	23,973	30,348	35,936	42,210	48,935	54,938
	BUG Rating	B1-U0-G2	B2-U0-G3	B2-U0-G3	B3-U0-G4	B3-U0-G5	B3-U0-G5	B3-U0-G5	B3-U0-G5	B3-U0-G5
	Lumens per Watt	108	113	113	113	113	112	112	114	114
RW	4000K Lumens	7,340	14,587	21,653	28,694	36,325	43,013	50,522	58,573	65,757
	BUG Rating	B3-U0-G1	B3-U0-G2	B4-U0-G2	B4-U0-G2	B5-U0-G3	B5-U0-G3	B5-U0-G4	B5-U0-G4	B5-U0-G4
	Lumens per Watt	129	135	135	135	135	134	134	137	137
AFL	4000K Lumens	7,183	14,276	21,193	28,084	35,552	42,098	49,448	57,327	64,359
	BUG Rating	B1-U0-G1	B2-U0-G2	B2-U0-G2	B3-U0-G2	B3-U0-G3	B3-U0-G3	B3-U0-G4	B3-U0-G4	B4-U0-G4
	Lumens per Watt	126	132	132	132	132	131	131	134	134

* Nominal data for 70 CRI. ** For additional performance data, please reference the Galleon Supplemental Performance Guide.





Job Name:
SPIRIT VALLEY BUSINESS PARK - 649
SPIRIT VALLEY CENTRAL DRIVE

Catalog Number:
GALN-SA1C-740-U-T3-XX

Notes:

Type:

F1

LAI24-308384

McGraw-Edison **GALN Galleon II**

Performance Table, Drive Current "D" (1200mA)

Number of Light Squares		1	2	3	4	5	6	7	8	9
Nominal Power (Watts)		65	125	184	245	309	368	433	493	552
Input Current @ 120V		0.546	1.041	1.535	2.082	2.578	3.070	3.619	4.114	4.605
Input Current @ 208V		0.318	0.610	0.893	1.219	1.504	1.786	2.113	2.397	2.679
Input Current @ 240V		0.276	0.523	0.758	1.046	1.282	1.516	1.806	2.041	2.274
Input Current @ 277V		0.241	0.460	0.662	0.920	1.133	1.325	1.593	1.807	1.987
Input Current @ 347V		0.187	0.370	0.543	0.740	0.915	1.085	1.285	1.459	1.628
Input Current @ 480V		0.138	0.269	0.391	0.537	0.663	0.782	0.932	1.057	1.173
Optics										
T1	4000K Lumens	7,814	15,529	23,053	30,549	38,672	45,793	53,787	62,358	70,007
	BUG Rating	B3-U0-G1	B4-U0-G2	B4-U0-G2	B5-U0-G3	B5-U0-G3	B5-U0-G4	B5-U0-G4	B5-U0-G4	B5-U0-G4
	Lumens per Watt	120	124	125	125	125	124	124	126	127
T2	4000K Lumens	7,872	15,645	23,225	30,777	38,962	46,135	54,189	62,824	70,530
	BUG Rating	B1-U0-G2	B2-U0-G3	B3-U0-G4	B3-U0-G4	B3-U0-G5	B3-U0-G5	B4-U0-G5	B4-U0-G5	B4-U0-G5
	Lumens per Watt	121	125	126	126	126	125	125	127	128
T2R	4000K Lumens	7,977	15,854	23,535	31,188	39,482	46,751	54,913	63,663	71,472
	BUG Rating	B1-U0-G2	B2-U0-G2	B3-U0-G3	B3-U0-G4	B3-U0-G4	B3-U0-G4	B4-U0-G5	B4-U0-G5	B4-U0-G5
	Lumens per Watt	123	127	128	127	128	127	127	129	129
T3	4000K Lumens	7,762	15,427	22,901	30,348	38,418	45,491	53,433	61,947	69,546
	BUG Rating	B2-U0-G2	B3-U0-G3	B3-U0-G3	B3-U0-G4	B4-U0-G4	B4-U0-G5	B4-U0-G5	B4-U0-G5	B4-U0-G5
	Lumens per Watt	119	123	124	124	124	124	123	126	126
T3R	4000K Lumens	8,010	15,920	23,632	31,317	39,645	46,944	55,139	63,925	71,767
	BUG Rating	B1-U0-G2	B2-U0-G3	B3-U0-G4	B3-U0-G4	B3-U0-G5	B3-U0-G5	B4-U0-G5	B4-U0-G5	B4-U0-G5
	Lumens per Watt	123	127	128	128	128	128	127	130	130
T4FT	4000K Lumens	7,810	15,522	23,043	30,535	38,655	45,772	53,763	62,330	69,976
	BUG Rating	B1-U0-G2	B2-U0-G3	B3-U0-G4	B3-U0-G4	B3-U0-G5	B4-U0-G5	B4-U0-G5	B4-U0-G5	B4-U0-G5
	Lumens per Watt	120	124	125	125	125	124	124	126	127
T4W	4000K Lumens	7,833	15,568	23,110	30,625	38,769	45,907	53,921	62,513	70,182
	BUG Rating	B2-U0-G2	B3-U0-G3	B3-U0-G4	B3-U0-G5	B4-U0-G5	B4-U0-G5	B4-U0-G5	B4-U0-G5	B4-U0-G5
	Lumens per Watt	121	125	126	125	125	125	125	127	127
SL2	4000K Lumens	7,813	15,528	23,052	30,547	38,670	45,790	53,784	62,354	70,003
	BUG Rating	B2-U0-G2	B3-U0-G3	B3-U0-G4	B3-U0-G4	B4-U0-G5	B4-U0-G5	B4-U0-G5	B4-U0-G5	B4-U0-G5
	Lumens per Watt	120	124	125	125	125	124	124	126	127
SL3	4000K Lumens	7,758	15,419	22,889	30,332	38,398	45,468	53,406	61,916	69,511
	BUG Rating	B1-U0-G2	B2-U0-G3	B3-U0-G4	B3-U0-G4	B3-U0-G5	B3-U0-G5	B3-U0-G5	B4-U0-G5	B4-U0-G5
	Lumens per Watt	119	123	124	124	124	124	123	126	126
SL4	4000K Lumens	7,662	15,228	22,605	29,955	37,921	44,903	52,742	61,146	68,646
	BUG Rating	B1-U0-G3	B2-U0-G3	B2-U0-G4	B3-U0-G5	B3-U0-G5	B3-U0-G5	B3-U0-G5	B3-U0-G5	B4-U0-G5
	Lumens per Watt	118	122	123	122	123	122	122	124	124
5NQ	4000K Lumens	8,169	16,235	24,101	31,938	40,431	47,874	56,232	65,193	73,190
	BUG Rating	B3-U0-G1	B3-U0-G2	B4-U0-G2	B5-U0-G2	B5-U0-G3	B5-U0-G3	B5-U0-G4	B5-U0-G4	B5-U0-G4
	Lumens per Watt	126	130	131	130	131	130	130	132	133
5MQ	4000K Lumens	8,210	16,316	24,221	32,097	40,632	48,113	56,512	65,517	73,554
	BUG Rating	B3-U0-G2	B4-U0-G2	B5-U0-G3	B5-U0-G3	B5-U0-G4	B5-U0-G4	B5-U0-G5	B5-U0-G5	B5-U0-G5
	Lumens per Watt	126	131	132	131	131	131	131	133	133
5WQ	4000K Lumens	8,192	16,282	24,170	32,029	40,546	48,011	56,393	65,379	73,399
	BUG Rating	B3-U0-G2	B4-U0-G2	B5-U0-G3	B5-U0-G4	B5-U0-G4	B5-U0-G5	B5-U0-G5	B5-U0-G5	B5-U0-G5
	Lumens per Watt	126	130	131	131	131	130	130	133	133
SLL/SLR	4000K Lumens	6,747	13,410	19,906	26,379	33,394	39,542	46,445	53,846	60,451
	BUG Rating	B1-U0-G2	B2-U0-G3	B2-U0-G4	B3-U0-G4	B3-U0-G5	B3-U0-G5	B3-U0-G5	B3-U0-G5	B4-U0-G5
	Lumens per Watt	104	107	108	108	107	107	107	109	110
RW	4000K Lumens	8,076	16,050	23,826	31,574	39,970	47,329	55,592	64,450	72,356
	BUG Rating	B3-U0-G1	B4-U0-G2	B4-U0-G2	B5-U0-G3	B5-U0-G3	B5-U0-G4	B5-U0-G4	B5-U0-G4	B5-U0-G5
	Lumens per Watt	124	128	129	129	129	129	128	131	131
AFL	4000K Lumens	7,904	15,709	23,320	30,902	39,120	46,323	54,410	63,079	70,817
	BUG Rating	B1-U0-G1	B2-U0-G2	B3-U0-G2	B3-U0-G3	B3-U0-G3	B3-U0-G3	B3-U0-G4	B4-U0-G4	B4-U0-G4
	Lumens per Watt	122	126	127	126	127	126	126	128	128

* Nominal data for 70 CRI. ** For additional performance data, please reference the Galleon Supplemental Performance Guide.





Job Name:
SPIRIT VALLEY BUSINESS PARK - 649
SPIRIT VALLEY CENTRAL DRIVE

Catalog Number:
GALN-SA1C-740-U-T3-XX

Type:
F1

Notes:

LAI24-308384

McGraw-Edison GALN Galleon II

Control Options

0-10V (DIM)

This fixture is offered standard with 0-10V dimming driver(s). The DIM option provides 0-10V dimming wire leads for use with a lighting control panel or other control method.

Photocontrol (BPC, PR and PR7)

Optional button-type photocontrol (BPC) and photocontrol receptacles (PR and PR7) provide a flexible solution to enable "dusk-to-dawn" lighting by sensing light levels. Advanced control systems compatible with NEMA 7-pin standards can be utilized with the PR7 receptacle.

After Hours Dim (AHD)

This feature allows photocontrol-enabled luminaires to achieve additional energy savings by dimming during scheduled portions of the night. The dimming profile will automatically take effect after a "dusk-to-dawn" period has been calculated from the photocontrol input. Specify the desired dimming profile for a simple, factory-shipped dimming solution requiring no external control wiring. Reference the After Hours Dim supplemental guide for additional information.

Dimming Occupancy Sensor (SPB and MS/DIM-LXX)

These passive infrared (PIR) sensors are factory installed in the luminaire housing. When the SPB (FSP-321 or FSP-311) or MS/DIM (FSP-211) sensor options are selected, the occupancy sensor is connected to a dimming driver and the luminaire dims when no motion is detected. After a set period of time, the luminaire turns off, and when motion is detected, the luminaire returns to full light output. Both sensors are factory preset to dim down to approximately 10% power with a time delay of five minutes. The MS/DIM sensor requires the FSIR-100 programming tool to adjust factory defaults. The SPB sensor default parameters are listed in the table below and can be configured utilizing the Sensor Configuration mobile application for iOS and Android devices. The SPB/X is configured to control only the specified number of light squares (See SPB/X Availability Table below.) An integral photocontrol can be activated with the app for "dusk-to-dawn" control or daylight harvesting - the factory default is off. Four sensor colors are available; Bronze, Black, Gray and White, and are automatically selected based on the luminaire finish as indicated by the table below.

Default Program Settings (Out of the Box Functionality)

SPB sensor finish matched to luminaire finish		
Luminaire Finish		SPB Sensor Finish*
WH	White	White
BK	Black	Black
GM	Graphite Metallic	Black
BZ	Bronze	Bronze
AP	Gray	Gray
DP	Dark Platinum	Gray

*SPB bezel color automatically selected based on luminaire finish

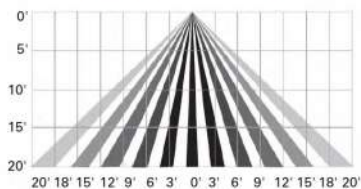
SPB/X Availability Table	
Fixture Square Count	Available SPB/X Square Count
1	Not Available
2	Not Available
3	Not Available
4	2
5	2 or 3
6	3
7	2, 3, 4 or 5
8	2, 3, 5 or 6
9	3 or 6

Occupancy Sensor				
Setting	MS/DIM	SPB	WaveLinX Lite (WOF / WOB)	WaveLinX (SWPD)
High Mode %	100%	100%	100%	100%
Low Mode %	10%	10%	50%	50%
Time Delay	5 min	5 min	15 min	15 min
Cut Off Delay	1 hr	1 hr	Disabled	Disabled
PhotoCell Enabled	No	No	Yes	Yes

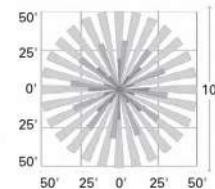
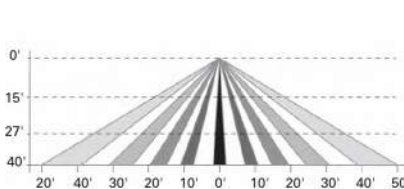
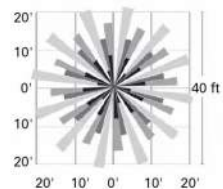
WaveLinX Wireless Control and Monitoring System

Operates on a wireless mesh network based on IEEE 802.15.4 standards enabling wireless control of outdoor lighting. WaveLinX and WaveLinX Lite sensors utilize the Zhaga Book 18 compliant 4-PIN receptacle (ZD or ZW), while the WOLC control module utilizes a 7-PIN receptacle. ZW option provides 4-PIN receptacle and control module to enable future installation of WaveLinX sensors. ZD option provides 4-PIN receptacle and sensor-ready (SR) driver to enable future installation of WaveLinX sensors, power monitoring, and advanced functionality. WaveLinX (SWPD4 to SWPD5) outdoor wireless sensors offer passive infrared (PIR) occupancy and photocell for closed loop daylight harvesting, and can be factory or field-installed. Sensors are factory preset to dim down to 50% after 15 minutes of no motion detected. Two lens options are available for mounting heights of 7' to 40'. Use the WaveLinX mobile application for set-up and configuration. At least one Wireless Area Controller (WAC) is required for full functionality and remote communication (including adjustment of any factory pre-sets). WaveLinX Lite (WOF and WOB) outdoor wireless sensors provide PIR occupancy and photocell for closed loop daylight harvesting, and can be factory or field-installed. Sensors are factory preset to dim down to 50% after 15 minutes of no motion detected. Two lens options are available for mounting heights of 7' to 40'. Use the WaveLinX Lite mobile application for set-up and configuration. WAC not required. WaveLinX Outdoor Control Module (WOLC-7P-10A) accessory provides a photocontrol enabling astronomic or time-based schedules to provide ON, OFF and dimming control of fixtures utilizing a 7-PIN receptacle. The out-of-box functionality is ON at dusk and OFF at dawn.

For mounting heights up to 15' (SWPD4 and WOB)



For mounting heights up to 40' (SWPD5 and WOF)



LumenSafe Integrated Network Security Camera (LD)

Cooper Lighting Solutions brings ease of camera deployment to a whole new level. No additional wiring is needed beyond providing line power to the luminaire. A variety of networking options allows security integrators to design the optimal solution for active surveillance. As the ideal solution to meet the needs for active surveillance, the LumenSafe integrated network camera is a streamlined, outdoor-ready fixed dome that provides HDTV 1080p video. This IP camera is optimally designed for deployment in the video management system or security software platform of choice.

Synapse (DIM10)

SimplySNAP integrated wireless controls system by Synapse. Includes factory installed DIM10 Synapse control module and FSP-201 motion sensor; requires additional Synapse system components for operation. Contact Synapse at www.synapsewireless.com for product support, warranty and terms and conditions.



Cooper Lighting Solutions
1121 Highway 74 South
Peachtree City, GA 30269
P: 770-486-4800
www.cooperlighting.com

© 2023 Cooper Lighting Solutions
All Rights Reserved.
Specifications and dimensions
subject to change without notice.

PS500052EN page 11
September 29, 2023 1:22 PM



Job Name:
SPIRIT VALLEY BUSINESS PARK - 649
SPIRIT VALLEY CENTRAL DRIVE

Catalog Number:
GALN-SA1C-740-U-SLR-XX-HSS

Notes:

Type:

F2

LAI24-308384

Project		Catalog #		Type	
Prepared by		Notes		Date	



McGraw-Edison

GALN Galleon II

Area / Site Luminaire

Product Features



Product Certifications



Interactive Menu

- Ordering Information page 2
- Mounting Details page 3
- Optical Distributions page 5
- Product Specifications page 5
- Energy and Performance Data page 6
- Control Options page 11

Quick Facts

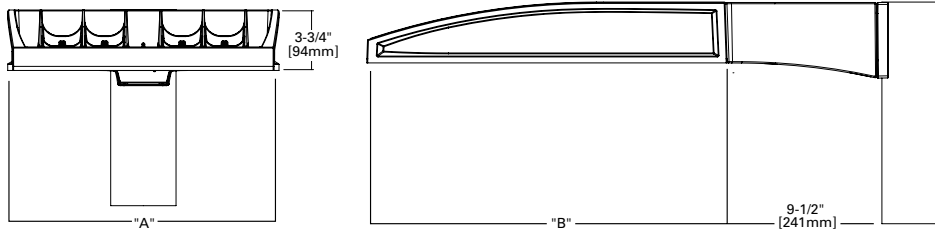
- Lumen packages range from 3,300 - 73,500 (33W - 552W)
- 17 optical distributions
- Efficacy up to 159 lumens per watt

Connected Systems

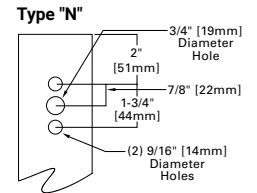
- WaveLinx Lite
- WaveLinx

Dimensional Details

Standard Pole Mount Arm



Pole Drilling Pattern



Number of Light Squares	Width "A"	Housing Length "B"	Weight with Standard or QM Arm	EPA with Standard or QM Arm
1-4	16"	22"	29 lb	0.95
5-6	22"	22"	39 lb	0.95
7-9	22"	28-1/8"	48 lb	1.1

NOTES:
For arm selection requirements and additional line art, see Mounting Details section.

NOTES:
1. Visit <https://www.designlights.org/search/> to confirm qualification. Not all product variations are DLC qualified.
2. IDA Certified (3000K CCT and warmer only, fixed mounting options)





Job Name:
SPIRIT VALLEY BUSINESS PARK - 649
SPIRIT VALLEY CENTRAL DRIVE

Catalog Number:
GALN-SA1C-740-U-SLR-XX-HSS

Type:

F2

Notes:

LAI24-308384

McGraw-Edison

GALN Galleon II

Ordering Information

SAMPLE NUMBER: GALN-SA4C-740-U-T4FT-GM

Product Family 1,2	Light Engine		Color Temperature	Voltage	Distribution	Mounting	Finish
	Configuration	Drive Current					
GALN=Galleon II BAA-GALN=Galleon II Buy American Act Compliant 27 TAA-GALN=Galleon II Trade Agreements Act Compliant 27	SA1=1 Square SA2=2 Squares SA3=3 Squares SA4=4 Squares SA5=5 Squares SA6=6 Squares SA7=7 Squares SA8=8 Squares SA9=9 Squares	A=600mA B=800mA C=1000mA D=1200mA 4,17 Z=Configured 23	722=70CRI, 2200K 727=70CRI, 2700K 730=70CRI, 3000K 735=70CRI, 3500K 740=70CRI, 4000K 750=70CRI, 5000K 760=70CRI, 6000K 827=80CRI, 2700K 830=80CRI, 3000K 835=80CRI, 3500K 840=80CRI, 4000K 930=90CRI, 3000K 935=90CRI, 3500K 940=90CRI, 4000K 950=90CRI, 5000K AMB=Amber, 590nm 15, 17	U=120-277V H=347V-480V 7, 30 1=120V 2=208V 3=240V 4=277V 8=480V 7, 30 9=347V 7 DV=277V-480V DuraVolt Drivers 29, 30, 31	T1=Type I T2=Type II T2R=Type II Roadway T3=Type III T3R=Type III Roadway T4FT=Type IV Forward Throw T4W=Type IV Wide 5NQ=Type V Narrow 5MQ=Type V Square Medium 5WQ=Type V Square Wide SL2=Type II w/Spill Control SL3=Type III w/Spill Control SL4=Type IV w/Spill Control SLL=90° Spill Light Eliminator Left SLR=90° Spill Light Eliminator Right RW=Rectangular Wide Type I AFL=Automotive Frontline	[Blank]=Standard Pole Mount Arm QU=Quick Mount Universal Arm QM=Pole Mount Arm with Quick Mount Adaptor PA=Pole Mount, Adjustable SP=3" Slipfitter, Adjustable 4 SP2=2-3/8" Slipfitter, Adjustable 4 QMA=Quick Mount Mast Arm, Fixed MA=Mast Arm, Fixed WM=Wall Mount, Fixed WA=Wall Mount, Adjustable UP=Upswept Arm	AP=Grey BZ=Bronze BK=Black DP=Dark Platinum GM=Graphite Metallic WH=White RALXX=Custom Color
Options (Add as Suffix)		Controls and Systems Options (Add as Suffix)			Accessories (Order Separately) 28		
<p>DIM=External 0-10V Dimming Leads 20 F=Single Fuse (120, 277 or 347V Specify Voltage) FF=Double Fuse (208, 240 or 480V Specify Voltage) 20K=20KV UL 1449 fused surge protective device 19 2L=Two Circuits 18 HA=50°C High Ambient HSS=Installed House Side Shield 14 GRSBK=Glare Reducing Shield, Black 23 GRSWH=Glare Reducing Shield, White 23 LCF=Light Square Trim Painted to Match Housing 24 TH=Tool-less Door Hardware 5 CC=Coastal Construction finish 3 L90=Optics Rotated 90° Left R90=Optics Rotated 90° Right AHD145=After Hours Dim, 5 Hours 22 AHD245=After Hours Dim, 6 Hours 22 AHD255=After Hours Dim, 7 Hours 22 AHD355=After Hours Dim, 8 Hours 22 DALI=DALI Drivers</p>		<p>BPC=Button Type Photocontrol. Must specify voltage 120V, 208V, 240V or 277V. 6 PR=NEMA 3-PIN Photocontrol Receptacle PR7=NEMA 7-PIN Photocontrol Receptacle 21 FADC=Field Adjustable Dimming Controller 22 PSC=Photocontrol Shorting Cap SPB2=Dimming Motion Sensor, 9'-20' mounting 24 SPB4=Dimming Motion Sensor, 21'-40' mounting 24 SPB2/X=Dimming Motion Sensor, limited square count, 9'-20' mounting 24 SPB4/X=Dimming Motion Sensor, limited square count, 21'-40' mounting 24 MS/DIM-L20=Motion Sensor for Dimming Operation, 9'-20' Mounting 34 MS/DIM-L40=Motion Sensor for Dimming Operation, 21'-40' Mounting 34 ZW=WaveLinX-enabled 4-PIN Twistlock Receptacle 19 ZD=SR Driver-enabled 4-PIN Twistlock Receptacle 19 ZW-WOBXX=WaveLinX Lite, Dimming Motion and Daylight, Bluetooth Programmable, 7' - 15' Mounting 19,12 ZW-WOFXX=WaveLinX Lite, Dimming Motion and Daylight, Bluetooth Programmable, 15' - 40' Mounting 19,12 ZD-WOBXX=WaveLinX Lite, SR Driver, Dimming Motion and Daylight, Bluetooth Programmable, 7' - 15' Mounting 19,12 ZD-WOFXX=WaveLinX Lite, SR Driver, Dimming Motion and Daylight, Bluetooth Programmable, 15' - 40' Mounting 19,12 ZW-SWPD4XX=WaveLinX Pro, Dimming Motion and Daylight, WAC Programmable, 7' - 15' Mounting 19,12,13 ZW-SWPD5XX=WaveLinX Pro, Dimming Motion and Daylight, WAC Programmable, 15' - 40' Mounting 19,12,13 ZD-SWPD4XX=WaveLinX Pro, SR Driver, Dimming Motion and Daylight, WAC Programmable, 7' - 15' Mounting 19,12,13 ZD-SWPD5XX=WaveLinX Pro, SR Driver, Dimming Motion and Daylight, WAC Programmable, 15' - 40' Mounting 19,12,13 DIM10-L20=Synapse Occupancy Sensor (9'-20' Mounting) 19 DIM10-L40=Synapse Occupancy Sensor (21'-40' Mounting) 19</p>			<p>QA/RA1016=NEMA Photocontrol Multi-Tap - 105-285V QA/RA1027=NEMA Photocontrol - 480V QA/RA1201=NEMA Photocontrol - 347V QA/RA1013=Photocontrol Shorting Cap QA/RA1014=120V Photocontrol MA1252=10kV Surge Module Replacement MA1036-XX=Single Tenon Adapter for 2-3/8" O.D. Tenon MA1037-XX=2@180° Tenon Adapter for 2-3/8" O.D. Tenon MA1038-XX=3@120° Tenon Adapter for 2-3/8" O.D. Tenon MA1188-XX=4@90° Tenon Adapter for 2-3/8" O.D. Tenon MA1189-XX=2@90° Tenon Adapter for 2-3/8" O.D. Tenon MA1190-XX=3@90° Tenon Adapter for 2-3/8" O.D. Tenon MA1191-XX=2@120° Tenon Adapter for 2-3/8" O.D. Tenon MA1038-XX=Single Tenon Adapter for 3-1/2" O.D. Tenon MA1039-XX=2@180° Tenon Adapter for 3-1/2" O.D. Tenon MA1192-XX=3@120° Tenon Adapter for 3-1/2" O.D. Tenon MA1193-XX=4@90° Tenon Adapter for 3-1/2" O.D. Tenon MA1194-XX=2@90° Tenon Adapter for 3-1/2" O.D. Tenon MA1195-XX=3@90° Tenon Adapter for 3-1/2" O.D. Tenon SRA238=Adapter kit for mounting 3" SP arm to 2-3/8" O.D. vertical tenon FSIR-100=Wireless Configuration Tool for MS/DIM 34 LS/HSS=Field Installed House Side Shield 9,18 LS/GRSBK-2PK=Glare Reducing Shield, Black 9,23 LS/GRSWH-2PK=Glare Reducing Shield, White 9,23 LS/PFS=Perimeter Shield, Black 18 WOLC-7P-10A=WaveLinX Outdoor Control Module 11,19 WOB-XX=WaveLinX Lite Sensor, Dimming Motion and Daylight, Bluetooth Programmable, 7' - 15' Mounting 12,14,19 WOF-XX=WaveLinX Lite Sensor, Dimming Motion and Daylight, Bluetooth Programmable, 15' - 40' Mounting 12,14,19 SWPD4-XX=WaveLinX Sensor, Dimming Motion and Daylight, WAC Programmable, 7' - 15' Mounting 12,13,14,19 SWPD5-XX=WaveLinX Sensor, Dimming Motion and Daylight, WAC Programmable, 15' - 40' Mounting 12,13,14,19</p>		

NOTES:

- Customer is responsible for engineering analysis to confirm pole and fixture compatibility for all applications. Refer to our white paper WP513001EN for additional support information.
- DesignLights Consortium® Qualified. Refer to www.designlights.org Qualified Products List under Family Models for details.
- Coastal construction finish salt spray tested to over 5,000-hours per ASTM B117, with a scribe rating of 9 per ASTM D1654. Not available with TH option.
- Drive current 1200mA not available with color temperatures 722, 727, 827, 830 or 930 when the HSS option is selected.
- TH option not 3G rated. Not available with Coastal Construction (CC) option.
- Not available with voltage options H, 8 or 9.
- Requires the use of an internal step down transformer when combined with sensor options. Not available in combination with the HA high ambient and sensor options at 1A.
- SP arm limited to 3" O.D. vertical tenon. SP2 limited to 2-3/8" O.D. vertical tenon.
- One required for each Light Square.
- 2L is not available with SPB at 347V or 480V. Not available with WaveLinX or Enlightened sensors, or 20KV surge option.
- Requires PR7.
- Replace XX with sensor color (WH, BZ or BK.)
- WAC Gateway required to enable field-configurable: Order WAC-PoE and WPOE-120 (10V to PoE injector) power supply if needed. WAC not required for LC Bluetooth sensors.
- Requires ZW or ZD receptacle.
- Narrow-band 590nm +/- 5nm for wildlife and observatory use. Choose drive current A; supplied at 500mA drive current only. Exact luminaire wattage available in IES files. Available with SWQ, SMQ, SL2, SL3 and SL4 distributions. Can be used with HSS option.
- Set of 4 pcs. One set required per Light Square.

- Not available with HA option.
- Not for use with T1, 5MQ, 5WQ or RW optics.
- Cannot be used with other control options.
- Low voltage control lead brought out 18" outside fixture. Not available with DALI or integrated controls options
- Not available if any SPB, LWR, or WaveLinX sensor is selected. Motion sensor has an integral photocell.
- Requires the use of BPC photocontrol or the PR7 or PR photocontrol receptacle with photocontrol accessory.
- Not for use with T1, T4FT, T4W or SL4 optics.
- Sensor configuration mobile application required for configuration. See controls page for details.
- Replace X with number of Light Squares controlled by the SPB, referencing the "SPB/X Availability Table" on the controls page.
- Not available with HSS, GRSWH or GRSBK.
- Only product configurations with these designated prefixes are built to be compliant with the Buy American Act of 1933 (BAA) or Trade Agreements Act of 1979 (TAA), respectively. Please refer to DOMESTIC.PREFERENCES website for more information. Components shipped separately may be separately analyzed under domestic preference requirements.
- For BAA or TAA requirements, Accessories sold separately will be separately analyzed under domestic preference requirements. Consult factory for further information.
- DuraVolt drivers feature added protection from power quality issues such as loss of neutral, transients and voltage fluctuations. Visit www.signify.com/duravolt for more information.
- 480V not to be used with ungrounded or impedance grounded systems.
- Not available in 1 square configuration at 800mA or below. Not available with any control option except SPB.
- Cannot be used with PR7 or other motion response control options.
- Use GALN Product Configurator to specify lumen output, drive current and wattage. Not available with AMB.
- Uses the FSP-211 motion sensor. The FSIR-100 configuration tool is required to adjust parameters including high and low modes, sensitivity, time delay, cutoff and more. Consult your lighting representative at Cooper Lighting Solutions for more information.

LumenSafe Integrated Network Security Camera Technology Options (Add as Suffix)

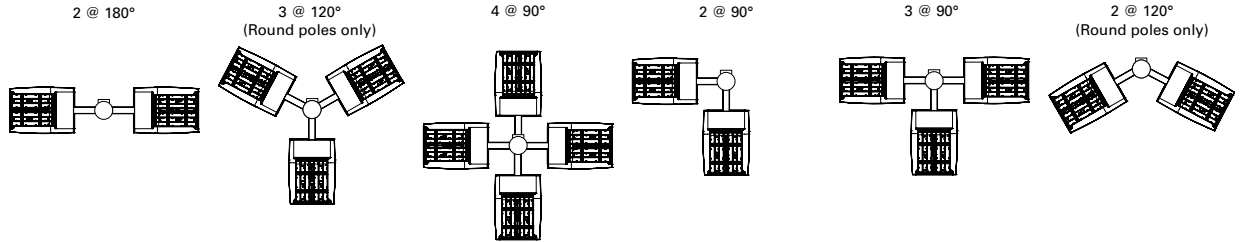
Product Family	Camera Type	Data Backhaul
L=LumenSafe Technology 	D=Standard Dome Camera H=Hi-Res Dome Camera Z=Remote PTZ Camera	C=Cellular, No SIM A=Cellular, AT&T V=Cellular, Verizon S=Cellular, Sprint R=Cellular, Rogers W=Wi-Fi Networking w/ Omni-Directional Antenna E=Ethernet Networking



McGraw-Edison **GALN Galleon II**

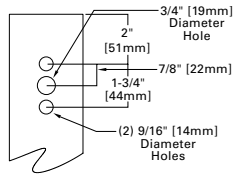
Mounting Details

Pole Configuration Options

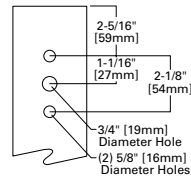


Pole Drilling Patterns

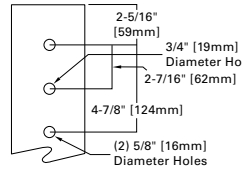
Type "N"



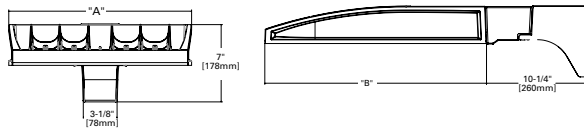
Type "R"



Type "M"

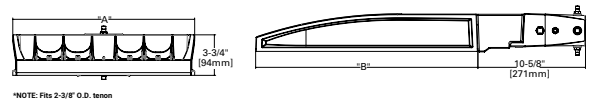


Quick Mount Universal Arm (QU)



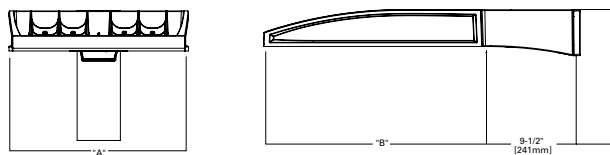
*NOTE: Universal bolt pattern compatible with Type N through Type M drilling patterns

Quick Mount Mast Arm (QMA)



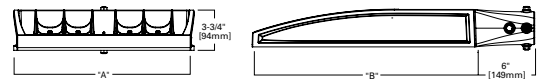
*NOTE: Fits 2-3/8" O.D. tenon

Pole Mount Arm with Quick Mount Adaptor (QM)



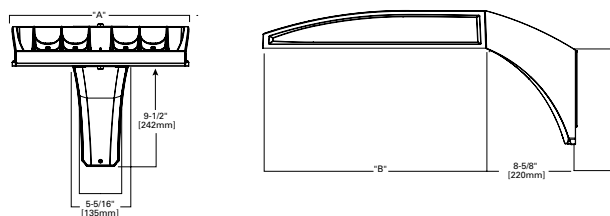
*NOTE: Use Type N drilling pattern

Mast Arm, Fixed (MA)



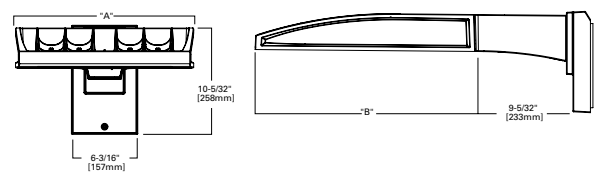
*NOTE: Fits 2-3/8" O.D. tenon

Upswept Arm (UP)



*NOTE: Universal bolt pattern compatible with Type N through Type M drilling patterns

Wall Mount, Fixed (WM)

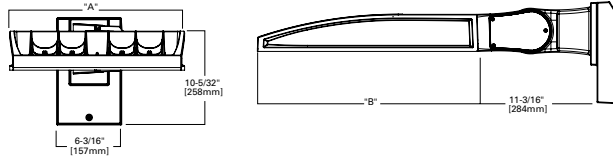




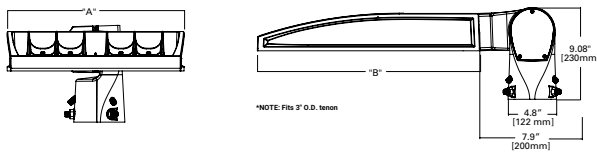
McGraw-Edison **GALN Galleon II**

Mounting Details

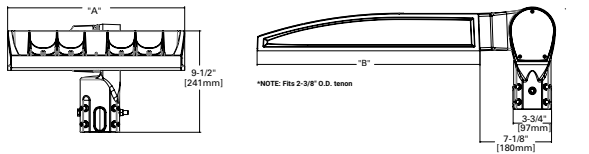
Wall Mount, Adjustable (WA)



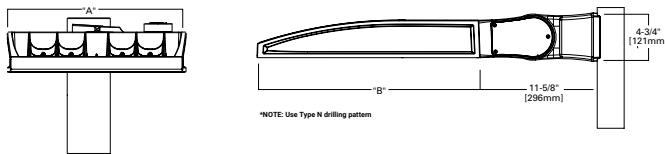
3\"/>



2-3/8\"/>

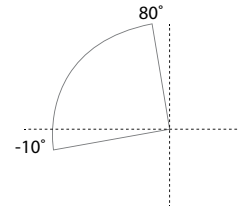


Pole Mount, Adjustable Arm (PA)



Adjustable Arm Range of Motion

- Includes WA, SP, SP2 and PA mounting options
- Adjustable in increments of 5°
- Must maintain downward facing orientation



Fixture Weights and EPAs

Tilt Angle (Degrees)	Number of Light Squares	Weight	1 @ 90°	2 @ 180°	2 @ 90°	2 @ 120°	3 @ 90°	3 @ 120°	4 @ 90°
0°	1-4	33.5 lb (15.2 kg)	0.85	1.70	1.46	1.66	2.31	2.25	2.35
	5-6	43.5 lb (19.7 kg)	0.86	1.71	1.62	1.80	2.49	2.35	2.50
	7-9	52.5 lb (23.8 kg)	0.98	1.95	1.75	1.98	2.73	2.55	2.76
15°	1-4	33.5 lb (15.2 kg)	1.10	1.71	1.95	2.26	2.81	3.30	2.87
	5-6	43.5 lb (19.7 kg)	1.42	1.71	2.27	2.72	3.13	3.63	3.15
	7-9	52.5 lb (23.8 kg)	1.69	1.96	2.67	3.22	3.65	4.38	3.72
30°	1-4	33.5 lb (15.2 kg)	1.72	1.81	2.58	3.21	3.44	4.59	3.53
	5-6	43.5 lb (19.7 kg)	2.26	2.29	3.11	4.00	3.97	5.27	4.00
	7-9	52.5 lb (23.8 kg)	2.75	2.85	3.73	4.83	4.71	6.45	4.81
45°	1-4	33.5 lb (15.2 kg)	2.25	2.36	3.10	4.00	3.96	5.63	4.08
	5-6	43.5 lb (19.7 kg)	2.96	2.99	3.81	5.06	4.67	6.49	4.71
	7-9	52.5 lb (23.8 kg)	3.63	3.76	3.73	6.17	5.59	8.03	5.73
60°	1-4	33.5 lb (15.2 kg)	2.63	2.77	3.49	4.58	4.34	6.21	4.48
	5-6	43.5 lb (19.7 kg)	3.46	3.51	4.32	5.84	5.19	7.01	5.22
	7-9	52.5 lb (23.8 kg)	4.27	4.44	5.25	7.15	6.23	8.80	6.40



Job Name:
SPIRIT VALLEY BUSINESS PARK - 649
SPIRIT VALLEY CENTRAL DRIVE

Catalog Number:
GALN-SA1C-740-U-SLR-XX-HSS

Notes:

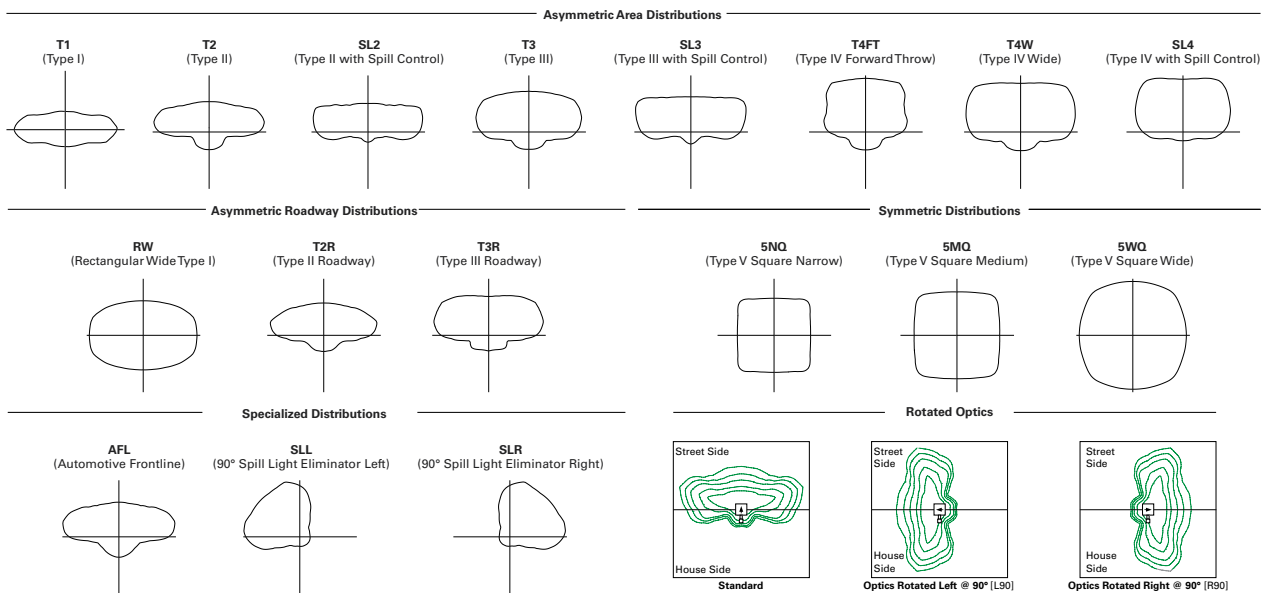
Type:

F2

LAI24-308384

McGraw-Edison **GALN Galleon II**

Optical Distributions



Product Specifications

Construction

- Die-cast aluminum housing and heat sink
- Three housing sizes, using 1 to 9 light squares

Optics

- High-efficiency injection-molded AccuLED Optics technology
- 17 optical distributions for area site and roadway applications
- 3 shielding options include HSS, GRS and PFS
- IDA Certified (3000K CCT and warmer only, fixed mounting options)

Electrical

- Removable power tray assembly includes drivers, surge modules and control modules for ease of maintenance and serviceability
- Standard with 0-10V dimming
- Standard with 10kV surge module, optional 20kV surge module

- Suitable for operation in -40°C to 40°C ambient environments. Optional 50°C high ambient (HA) configuration

Mounting

- Arms are factory installed, enabling closed-housing installation
- All arms suitable for round or square pole installation
- All arms provide clearance for multiple fixture installations at 90°

Finish

- 6 standard finishes use super durable TGIC polyester powder coat paint, providing 2.5 mil nominal thickness and salt-spray tested to 3,000 hours per ASTM B117
- RAL and custom color matches available
- Coastal Construction (CC) option salt-spray tested to 5,000 hours per ASTM B117, achieving a scribe rating of 9 per ASTM D1654

Typical Applications

- Outdoor, Parking Lots, Walkways, Roadways, Building Areas

Warranty

- Five year limited warranty



Job Name:
SPIRIT VALLEY BUSINESS PARK - 649
SPIRIT VALLEY CENTRAL DRIVE

Catalog Number:
GALN-SA1C-740-U-SLR-XX-HSS

Notes:

Type:

F2

LAI24-308384

McGraw-Edison**GALN Galleon II****Energy and Performance Data****Lumen Maintenance (TM-21)**

Drive Current	Ambient Temperature	25,000 hours*	50,000 hours*	60,000 hours*	100,000 hours**	Theoretical L70 hours**
Up to 1A	25°C	99.4%	99.0%	98.9%	98.3%	> 2.4M
	40°C	98.7%	98.3%	98.1%	97.4%	> 1.9M
	50°C	98.2%	97.2%	96.8%	95.2%	> 851,000
1.2A	25°C	99.4%	99.0%	98.9%	98.3%	> 2.4M
	40°C	98.5%	97.9%	97.7%	96.7%	> 1.3M

Lumen Multiplier

Ambient Temperature	Lumen Multiplier
0°C	1.02
10°C	1.01
25°C	1.00
40°C	0.99
50°C	0.97

* Supported by IES TM-21 standards

** Theoretical values represent estimations commonly used; however, refer to the IES position on LED Product Lifetime Prediction, IES PS-10-18, explaining proper use of IES TM-21 and LM-80.

FADC Settings

SA1-SA3 (A, B, C, D Drive Current)

FADC Position	Percent of Typical Lumen Output
1	25%
2	48%
3	56%
4	65%
5	75%
6	80%
7	85%
8	90%
9	95%
10	100%

FADC Settings

SA4-SA6 (A, B, C, D Drive Current)

FADC Position	Percent of Typical Lumen Output
1	14%
2	25%
3	32%
4	43%
5	49%
6	57%
7	65%
8	72%
9	80%
10	100%

FADC Settings

SA7-SA9 (A, B, C, D Drive Current)

FADC Position	Percent of Typical Lumen Output
1	19%
2	38%
3	47%
4	63%
5	74%
6	85%
7	95%
8	97%
9	100%
10	100%



Job Name:
SPIRIT VALLEY BUSINESS PARK - 649
SPIRIT VALLEY CENTRAL DRIVE

Catalog Number:
GALN-SA1C-740-U-SLR-XX-HSS

Notes:

Type:

F2

LAI24-308384

McGraw-Edison GALN Galleon II

Performance Table, Drive Current "A" (615mA)

Number of Light Squares		1	2	3	4	5	6	7	8	9
Nominal Power (Watts)		33	63	93	121	154	182	215	244	274
Input Current @ 120V		0.283	0.529	0.778	1.058	1.310	1.556	1.839	2.089	2.335
Input Current @ 208V		0.165	0.309	0.460	0.618	0.771	0.919	1.082	1.240	1.379
Input Current @ 240V		0.143	0.270	0.398	0.540	0.671	0.796	0.944	1.078	1.194
Input Current @ 277V		0.125	0.237	0.352	0.473	0.581	0.705	0.818	0.962	1.057
Input Current @ 347V		0.098	0.181	0.272	0.362	0.454	0.544	0.636	0.738	0.816
Input Current @ 480V		0.073	0.133	0.200	0.267	0.335	0.400	0.470	0.554	0.600
Optics										
T1	4000K Lumens	4,619	9,180	13,628	18,059	22,861	27,070	31,796	36,863	41,385
	BUG Rating	B2-U0-G1	B3-U0-G1	B3-U0-G2	B4-U0-G2	B4-U0-G2	B4-U0-G2	B5-U0-G3	B5-U0-G3	B5-U0-G3
	Lumens per Watt	140	146	147	149	148	149	148	151	151
T2	4000K Lumens	4,654	9,249	13,730	18,194	23,032	27,273	32,034	37,138	41,694
	BUG Rating	B1-U0-G1	B1-U0-G2	B2-U0-G2	B2-U0-G3	B3-U0-G4	B3-U0-G4	B3-U0-G4	B3-U0-G5	B3-U0-G5
	Lumens per Watt	141	147	148	150	150	150	149	152	152
T2R	4000K Lumens	4,716	9,372	13,913	18,437	23,340	27,637	32,462	37,634	42,251
	BUG Rating	B1-U0-G1	B1-U0-G2	B2-U0-G2	B2-U0-G2	B3-U0-G3	B3-U0-G3	B3-U0-G4	B3-U0-G4	B3-U0-G4
	Lumens per Watt	143	149	150	152	152	152	151	154	154
T3	4000K Lumens	4,589	9,120	13,538	17,940	22,711	26,892	31,587	36,220	41,112
	BUG Rating	B1-U0-G1	B2-U0-G2	B2-U0-G2	B3-U0-G3	B3-U0-G3	B3-U0-G4	B3-U0-G4	B3-U0-G4	B4-U0-G4
	Lumens per Watt	139	145	146	148	147	148	147	150	150
T3R	4000K Lumens	4,735	9,411	13,970	18,513	23,436	27,751	32,596	37,790	42,425
	BUG Rating	B1-U0-G1	B1-U0-G2	B2-U0-G3	B2-U0-G3	B3-U0-G4	B3-U0-G4	B3-U0-G4	B3-U0-G5	B3-U0-G5
	Lumens per Watt	143	149	150	153	152	152	152	155	155
T4FT	4000K Lumens	4,617	9,176	13,622	18,051	22,851	27,058	31,782	36,847	41,366
	BUG Rating	B1-U0-G2	B2-U0-G2	B2-U0-G3	B3-U0-G3	B3-U0-G4	B3-U0-G4	B3-U0-G5	B3-U0-G5	B3-U0-G5
	Lumens per Watt	140	146	146	149	148	149	148	151	151
T4W	4000K Lumens	4,631	9,203	13,662	18,104	22,918	27,138	31,876	36,955	41,488
	BUG Rating	B1-U0-G2	B2-U0-G2	B2-U0-G3	B3-U0-G3	B3-U0-G4	B3-U0-G4	B3-U0-G5	B3-U0-G5	B4-U0-G5
	Lumens per Watt	140	146	147	150	149	149	148	151	151
SL2	4000K Lumens	4,619	9,180	13,627	18,058	22,860	27,069	31,795	36,861	41,383
	BUG Rating	B1-U0-G2	B2-U0-G2	B2-U0-G3	B3-U0-G3	B3-U0-G4	B3-U0-G4	B3-U0-G4	B3-U0-G5	B4-U0-G5
	Lumens per Watt	140	146	147	149	148	149	148	151	151
SL3	4000K Lumens	4,586	9,115	13,531	17,931	22,699	26,879	31,571	36,602	41,091
	BUG Rating	B1-U0-G1	B1-U0-G2	B2-U0-G3	B2-U0-G3	B3-U0-G4	B3-U0-G4	B3-U0-G4	B3-U0-G5	B3-U0-G5
	Lumens per Watt	139	145	145	148	147	148	147	150	150
SL4	4000K Lumens	4,529	9,002	13,363	17,708	22,417	26,544	31,178	36,146	40,580
	BUG Rating	B1-U0-G2	B1-U0-G3	B2-U0-G3	B2-U0-G4	B2-U0-G4	B3-U0-G5	B3-U0-G5	B3-U0-G5	B3-U0-G5
	Lumens per Watt	137	143	144	146	146	146	145	148	148
5NQ	4000K Lumens	4,829	9,598	14,247	18,880	23,901	28,301	33,242	38,539	43,266
	BUG Rating	B2-U0-G1	B3-U0-G1	B3-U0-G2	B4-U0-G2	B4-U0-G2	B4-U0-G2	B5-U0-G2	B5-U0-G3	B5-U0-G3
	Lumens per Watt	146	152	153	156	155	155	155	158	158
5MQ	4000K Lumens	4,853	9,645	14,318	18,974	24,020	28,442	33,407	38,731	43,482
	BUG Rating	B3-U0-G1	B3-U0-G2	B4-U0-G2	B4-U0-G2	B5-U0-G3	B5-U0-G3	B5-U0-G4	B5-U0-G4	B5-U0-G4
	Lumens per Watt	147	153	154	157	156	156	155	159	159
5WQ	4000K Lumens	4,843	9,625	14,288	18,934	23,969	28,382	33,337	38,649	43,390
	BUG Rating	B3-U0-G1	B4-U0-G2	B4-U0-G2	B5-U0-G3	B5-U0-G3	B5-U0-G4	B5-U0-G4	B5-U0-G4	B5-U0-G5
	Lumens per Watt	147	153	154	156	156	156	155	158	158
SLL/SLR	4000K Lumens	3,989	7,927	11,768	15,594	19,741	23,375	27,456	31,831	35,736
	BUG Rating	B1-U0-G2	B1-U0-G2	B2-U0-G3	B2-U0-G3	B2-U0-G4	B3-U0-G4	B3-U0-G4	B3-U0-G5	B3-U0-G5
	Lumens per Watt	121	126	127	129	128	128	128	130	130
RW	4000K Lumens	4,774	9,488	14,085	18,665	23,628	27,979	32,863	38,100	42,774
	BUG Rating	B2-U0-G1	B3-U0-G1	B3-U0-G2	B4-U0-G2	B4-U0-G2	B4-U0-G2	B5-U0-G3	B5-U0-G3	B5-U0-G3
	Lumens per Watt	145	151	151	154	153	154	153	156	156
AFL	4000K Lumens	4,673	9,286	13,785	18,268	23,126	27,384	32,164	37,290	41,864
	BUG Rating	B1-U0-G1	B1-U0-G1	B2-U0-G2	B2-U0-G2	B3-U0-G2	B3-U0-G2	B3-U0-G3	B3-U0-G3	B3-U0-G3
	Lumens per Watt	142	147	148	151	150	150	150	153	153

* Nominal data for 70 CRI. ** For additional performance data, please reference the Galleon Supplemental Performance Guide.





Job Name:
SPIRIT VALLEY BUSINESS PARK - 649
SPIRIT VALLEY CENTRAL DRIVE

Catalog Number:
GALN-SA1C-740-U-SLR-XX-HSS

Notes:

Type:

F2

LAI24-308384

McGraw-Edison **GALN Galleon II**

Performance Table, Drive Current "B" (800mA)

Number of Light Squares		1	2	3	4	5	6	7	8	9
Nominal Power (Watts)		44	82	121	164	204	243	286	325	364
Input Current @ 120V		0.367	0.689	1.014	1.378	1.704	2.027	2.393	2.716	3.041
Input Current @ 208V		0.213	0.401	0.594	0.802	0.997	1.188	1.400	1.605	1.782
Input Current @ 240V		0.184	0.347	0.510	0.694	0.860	1.021	1.210	1.386	1.531
Input Current @ 277V		0.160	0.303	0.449	0.605	0.757	0.898	1.065	1.242	1.347
Input Current @ 347V		0.125	0.235	0.355	0.471	0.592	0.710	0.828	0.958	1.065
Input Current @ 480V		0.092	0.172	0.258	0.344	0.432	0.517	0.605	0.706	0.775
Optics										
T1	4000K Lumens	5,748	11,423	16,957	22,470	28,446	33,683	39,563	45,867	51,494
	BUG Rating	B2-U0-G1	B3-U0-G2	B4-U0-G2	B4-U0-G2	B4-U0-G2	B5-U0-G3	B5-U0-G3	B5-U0-G4	B5-U0-G4
	Lumens per Watt	131	139	140	137	139	139	138	141	141
T2	4000K Lumens	5,790	11,508	17,083	22,638	28,658	33,935	39,859	46,210	51,879
	BUG Rating	B1-U0-G2	B2-U0-G2	B2-U0-G3	B3-U0-G4	B3-U0-G4	B3-U0-G4	B3-U0-G5	B3-U0-G5	B4-U0-G5
	Lumens per Watt	132	140	141	138	140	140	139	142	143
T2R	4000K Lumens	5,868	11,662	17,311	22,941	29,041	34,388	40,391	46,827	52,572
	BUG Rating	B1-U0-G1	B2-U0-G2	B2-U0-G2	B3-U0-G3	B3-U0-G3	B3-U0-G4	B3-U0-G4	B3-U0-G4	B3-U0-G5
	Lumens per Watt	133	142	143	140	142	142	141	144	144
T3	4000K Lumens	5,710	11,347	16,845	22,322	28,258	33,461	39,303	45,565	51,155
	BUG Rating	B1-U0-G1	B2-U0-G2	B3-U0-G3	B3-U0-G3	B3-U0-G4	B3-U0-G4	B4-U0-G4	B4-U0-G5	B4-U0-G5
	Lumens per Watt	130	138	139	136	139	138	137	140	141
T3R	4000K Lumens	5,892	11,710	17,383	23,035	29,161	34,530	40,558	47,020	52,788
	BUG Rating	B1-U0-G2	B2-U0-G2	B2-U0-G3	B3-U0-G4	B3-U0-G4	B3-U0-G5	B3-U0-G5	B3-U0-G5	B4-U0-G5
	Lumens per Watt	134	143	144	140	143	142	142	145	145
T4FT	4000K Lumens	5,745	11,418	16,949	22,460	28,433	33,668	39,546	45,847	51,471
	BUG Rating	B1-U0-G2	B2-U0-G3	B2-U0-G3	B3-U0-G4	B3-U0-G4	B3-U0-G5	B3-U0-G5	B4-U0-G5	B4-U0-G5
	Lumens per Watt	131	139	140	137	139	139	138	141	141
T4W	4000K Lumens	5,762	11,451	16,999	22,526	28,517	33,767	39,662	45,982	51,622
	BUG Rating	B1-U0-G2	B2-U0-G2	B3-U0-G3	B3-U0-G4	B3-U0-G4	B3-U0-G5	B4-U0-G5	B4-U0-G5	B4-U0-G5
	Lumens per Watt	131	140	140	137	140	139	139	141	142
SL2	4000K Lumens	5,747	11,422	16,956	22,469	28,444	33,681	39,561	45,865	51,491
	BUG Rating	B1-U0-G2	B2-U0-G3	B3-U0-G3	B3-U0-G4	B3-U0-G4	B3-U0-G4	B4-U0-G5	B4-U0-G5	B4-U0-G5
	Lumens per Watt	131	139	140	137	139	139	138	141	141
SL3	4000K Lumens	5,707	11,342	16,836	22,311	28,244	33,444	39,283	45,542	51,129
	BUG Rating	B1-U0-G2	B2-U0-G3	B2-U0-G3	B3-U0-G4	B3-U0-G4	B3-U0-G5	B3-U0-G5	B3-U0-G5	B3-U0-G5
	Lumens per Watt	130	138	139	136	138	138	137	140	140
SL4	4000K Lumens	5,636	11,201	16,627	22,034	27,893	33,028	38,794	44,976	50,493
	BUG Rating	B1-U0-G2	B1-U0-G3	B2-U0-G4	B2-U0-G4	B3-U0-G5	B3-U0-G5	B3-U0-G5	B3-U0-G5	B3-U0-G5
	Lumens per Watt	128	137	137	134	137	136	136	138	139
5NQ	4000K Lumens	6,009	11,942	17,727	23,492	29,739	35,214	41,362	47,953	53,835
	BUG Rating	B2-U0-G1	B3-U0-G1	B4-U0-G2	B4-U0-G2	B5-U0-G2	B5-U0-G2	B5-U0-G3	B5-U0-G3	B5-U0-G3
	Lumens per Watt	137	146	147	143	146	145	145	148	148
5MQ	4000K Lumens	6,039	12,001	17,816	23,609	29,887	35,389	41,568	48,191	54,103
	BUG Rating	B3-U0-G1	B4-U0-G2	B4-U0-G2	B5-U0-G3	B5-U0-G3	B5-U0-G4	B5-U0-G4	B5-U0-G4	B5-U0-G5
	Lumens per Watt	137	146	147	144	147	146	145	148	149
5WQ	4000K Lumens	6,026	11,976	17,778	23,559	29,824	35,315	41,480	48,090	53,989
	BUG Rating	B3-U0-G1	B4-U0-G2	B5-U0-G3	B5-U0-G3	B5-U0-G4	B5-U0-G4	B5-U0-G4	B5-U0-G5	B5-U0-G5
	Lumens per Watt	137	146	147	144	146	145	145	148	148
SLL/SLR	4000K Lumens	4,963	9,863	14,642	19,403	24,563	29,085	34,163	39,607	44,465
	BUG Rating	B1-U0-G2	B1-U0-G3	B2-U0-G3	B2-U0-G4	B3-U0-G4	B3-U0-G5	B3-U0-G5	B3-U0-G5	B3-U0-G5
	Lumens per Watt	113	120	121	118	120	120	119	122	122
RW	4000K Lumens	5,940	11,806	17,526	23,224	29,400	34,813	40,891	47,407	53,222
	BUG Rating	B3-U0-G1	B3-U0-G2	B4-U0-G2	B4-U0-G2	B5-U0-G3	B5-U0-G3	B5-U0-G3	B5-U0-G4	B5-U0-G4
	Lumens per Watt	135	144	145	142	144	143	143	146	146
AFL	4000K Lumens	5,814	11,555	17,153	22,730	28,775	34,073	40,021	46,398	52,090
	BUG Rating	B1-U0-G1	B2-U0-G1	B2-U0-G2	B2-U0-G2	B3-U0-G3	B3-U0-G3	B3-U0-G3	B3-U0-G3	B3-U0-G4
	Lumens per Watt	132	141	142	139	141	140	140	143	143

* Nominal data for 70 CRI. ** For additional performance data, please reference the Galleon Supplemental Performance Guide.





Job Name:
SPIRIT VALLEY BUSINESS PARK - 649
SPIRIT VALLEY CENTRAL DRIVE

Catalog Number:
GALN-SA1C-740-U-SLR-XX-HSS

Notes:

Type:

F2

LAI24-308384

McGraw-Edison

GALN Galleon II

Performance Table, Drive Current "C" (1050mA)

Number of Light Squares		1	2	3	4	5	6	7	8	9
Nominal Power (Watts)		57	108	160	213	269	321	377	429	481
Input Current @ 120V		0.478	0.905	1.338	1.810	2.244	2.675	3.150	3.584	4.013
Input Current @ 208V		0.279	0.532	0.780	1.064	1.313	1.559	1.845	2.093	2.339
Input Current @ 240V		0.243	0.458	0.664	0.916	1.123	1.328	1.582	1.788	1.991
Input Current @ 277V		0.213	0.404	0.582	0.808	0.997	1.164	1.401	1.589	1.745
Input Current @ 347V		0.164	0.322	0.471	0.644	0.795	0.943	1.117	1.269	1.414
Input Current @ 480V		0.121	0.235	0.341	0.469	0.579	0.681	0.814	0.923	1.022
Optics										
T1	4000K Lumens	7,101	14,113	20,950	27,763	35,146	41,616	48,882	56,671	63,623
	BUG Rating	B3-U0-G1	B3-U0-G2	B4-U0-G2	B4-U0-G2	B5-U0-G3	B5-U0-G3	B5-U0-G4	B5-U0-G4	B5-U0-G4
	Lumens per Watt	125	131	131	130	131	130	130	132	132
T2	4000K Lumens	7,154	14,219	21,107	27,970	35,408	41,927	49,247	57,094	64,098
	BUG Rating	B1-U0-G2	B2-U0-G2	B3-U0-G3	B3-U0-G4	B3-U0-G4	B3-U0-G5	B4-U0-G5	B4-U0-G5	B4-U0-G5
	Lumens per Watt	126	132	132	131	132	131	131	133	133
T2R	4000K Lumens	7,250	14,408	21,389	28,344	35,881	42,487	49,905	57,857	64,954
	BUG Rating	B1-U0-G1	B2-U0-G2	B2-U0-G3	B3-U0-G3	B3-U0-G4	B3-U0-G4	B3-U0-G5	B4-U0-G5	B4-U0-G5
	Lumens per Watt	127	133	134	133	133	132	132	135	135
T3	4000K Lumens	7,054	14,020	20,812	27,580	34,914	41,342	48,560	56,297	63,203
	BUG Rating	B1-U0-G2	B2-U0-G2	B3-U0-G3	B3-U0-G4	B3-U0-G4	B4-U0-G4	B4-U0-G5	B4-U0-G5	B4-U0-G5
	Lumens per Watt	124	130	130	129	130	129	129	131	131
T3R	4000K Lumens	7,280	14,468	21,477	28,461	36,029	42,663	50,111	58,096	65,222
	BUG Rating	B1-U0-G2	B2-U0-G3	B3-U0-G4	B3-U0-G4	B3-U0-G5	B3-U0-G5	B3-U0-G5	B4-U0-G5	B4-U0-G5
	Lumens per Watt	128	134	134	134	134	133	133	135	136
T4FT	4000K Lumens	7,098	14,107	20,941	27,751	35,130	41,598	48,860	56,646	63,594
	BUG Rating	B1-U0-G2	B2-U0-G3	B3-U0-G4	B3-U0-G4	B3-U0-G5	B3-U0-G5	B4-U0-G5	B4-U0-G5	B4-U0-G5
	Lumens per Watt	125	131	131	130	131	130	130	132	132
T4W	4000K Lumens	7,119	14,148	21,003	27,832	35,233	41,720	49,004	56,812	63,781
	BUG Rating	B1-U0-G2	B2-U0-G3	B3-U0-G4	B3-U0-G4	B3-U0-G5	B4-U0-G5	B4-U0-G5	B4-U0-G5	B4-U0-G5
	Lumens per Watt	125	131	131	131	131	130	130	132	133
SL2	4000K Lumens	7,101	14,112	20,949	27,761	35,144	41,614	48,879	56,668	63,619
	BUG Rating	B1-U0-G2	B2-U0-G3	B3-U0-G3	B3-U0-G4	B3-U0-G5	B4-U0-G5	B4-U0-G5	B4-U0-G5	B4-U0-G5
	Lumens per Watt	125	131	131	130	131	130	130	132	132
SL3	4000K Lumens	7,051	14,013	20,802	27,566	34,897	41,321	48,535	56,269	63,172
	BUG Rating	B1-U0-G2	B2-U0-G3	B2-U0-G4	B3-U0-G4	B3-U0-G5	B3-U0-G5	B3-U0-G5	B4-U0-G5	B4-U0-G5
	Lumens per Watt	124	130	130	129	130	129	129	131	131
SL4	4000K Lumens	6,963	13,839	20,543	27,223	34,463	40,808	47,932	55,569	62,386
	BUG Rating	B1-U0-G2	B2-U0-G3	B2-U0-G4	B3-U0-G5	B3-U0-G5	B3-U0-G5	B3-U0-G5	B3-U0-G5	B3-U0-G5
	Lumens per Watt	122	128	128	128	128	127	127	130	130
5NQ	4000K Lumens	7,424	14,755	21,903	29,025	36,743	43,508	51,104	59,247	66,515
	BUG Rating	B3-U0-G1	B3-U0-G2	B4-U0-G2	B5-U0-G2	B5-U0-G3	B5-U0-G3	B5-U0-G3	B5-U0-G4	B5-U0-G4
	Lumens per Watt	130	137	137	136	137	136	136	138	138
5MQ	4000K Lumens	7,461	14,828	22,012	29,169	36,926	43,725	51,359	59,542	66,846
	BUG Rating	B3-U0-G1	B4-U0-G2	B5-U0-G3	B5-U0-G3	B5-U0-G4	B5-U0-G4	B5-U0-G4	B5-U0-G5	B5-U0-G5
	Lumens per Watt	131	137	138	137	137	136	136	139	139
5WQ	4000K Lumens	7,445	14,797	21,966	29,108	36,849	43,633	51,250	59,417	66,705
	BUG Rating	B3-U0-G2	B4-U0-G2	B5-U0-G3	B5-U0-G4	B5-U0-G4	B5-U0-G5	B5-U0-G5	B5-U0-G5	B5-U0-G5
	Lumens per Watt	131	137	137	137	137	136	136	139	139
SLL/SLR	4000K Lumens	6,132	12,187	18,091	23,973	30,348	35,936	42,210	48,935	54,938
	BUG Rating	B1-U0-G2	B2-U0-G3	B2-U0-G3	B3-U0-G4	B3-U0-G5	B3-U0-G5	B3-U0-G5	B3-U0-G5	B3-U0-G5
	Lumens per Watt	108	113	113	113	113	112	112	114	114
RW	4000K Lumens	7,340	14,587	21,653	28,694	36,325	43,013	50,522	58,573	65,757
	BUG Rating	B3-U0-G1	B3-U0-G2	B4-U0-G2	B4-U0-G2	B5-U0-G3	B5-U0-G3	B5-U0-G4	B5-U0-G4	B5-U0-G4
	Lumens per Watt	129	135	135	135	135	134	134	137	137
AFL	4000K Lumens	7,183	14,276	21,193	28,084	35,552	42,098	49,448	57,327	64,359
	BUG Rating	B1-U0-G1	B2-U0-G2	B2-U0-G2	B3-U0-G2	B3-U0-G3	B3-U0-G3	B3-U0-G4	B3-U0-G4	B4-U0-G4
	Lumens per Watt	126	132	132	132	132	131	131	134	134

* Nominal data for 70 CRI. ** For additional performance data, please reference the Galleon Supplemental Performance Guide.





Job Name:
SPIRIT VALLEY BUSINESS PARK - 649
SPIRIT VALLEY CENTRAL DRIVE

Catalog Number:
GALN-SA1C-740-U-SLR-XX-HSS

Notes:

Type:

F2

LAI24-308384

McGraw-Edison **GALN Galleon II**

Performance Table, Drive Current "D" (1200mA)

Number of Light Squares		1	2	3	4	5	6	7	8	9
Nominal Power (Watts)		65	125	184	245	309	368	433	493	552
Input Current @ 120V		0.546	1.041	1.535	2.082	2.578	3.070	3.619	4.114	4.605
Input Current @ 208V		0.318	0.610	0.893	1.219	1.504	1.786	2.113	2.397	2.679
Input Current @ 240V		0.276	0.523	0.758	1.046	1.282	1.516	1.806	2.041	2.274
Input Current @ 277V		0.241	0.460	0.662	0.920	1.133	1.325	1.593	1.807	1.987
Input Current @ 347V		0.187	0.370	0.543	0.740	0.915	1.085	1.285	1.459	1.628
Input Current @ 480V		0.138	0.269	0.391	0.537	0.663	0.782	0.932	1.057	1.173
Optics										
T1	4000K Lumens	7,814	15,529	23,053	30,549	38,672	45,793	53,787	62,358	70,007
	BUG Rating	B3-U0-G1	B4-U0-G2	B4-U0-G2	B5-U0-G3	B5-U0-G3	B5-U0-G4	B5-U0-G4	B5-U0-G4	B5-U0-G4
	Lumens per Watt	120	124	125	125	125	124	124	126	127
T2	4000K Lumens	7,872	15,645	23,225	30,777	38,962	46,135	54,189	62,824	70,530
	BUG Rating	B1-U0-G2	B2-U0-G3	B3-U0-G4	B3-U0-G4	B3-U0-G5	B3-U0-G5	B4-U0-G5	B4-U0-G5	B4-U0-G5
	Lumens per Watt	121	125	126	126	126	125	125	127	128
T2R	4000K Lumens	7,977	15,854	23,535	31,188	39,482	46,751	54,913	63,663	71,472
	BUG Rating	B1-U0-G2	B2-U0-G2	B3-U0-G3	B3-U0-G4	B3-U0-G4	B3-U0-G4	B4-U0-G5	B4-U0-G5	B4-U0-G5
	Lumens per Watt	123	127	128	127	128	127	127	129	129
T3	4000K Lumens	7,762	15,427	22,901	30,348	38,418	45,491	53,433	61,947	69,546
	BUG Rating	B2-U0-G2	B3-U0-G3	B3-U0-G3	B3-U0-G4	B4-U0-G4	B4-U0-G5	B4-U0-G5	B4-U0-G5	B4-U0-G5
	Lumens per Watt	119	123	124	124	124	124	123	126	126
T3R	4000K Lumens	8,010	15,920	23,632	31,317	39,645	46,944	55,139	63,925	71,767
	BUG Rating	B1-U0-G2	B2-U0-G3	B3-U0-G4	B3-U0-G4	B3-U0-G5	B3-U0-G5	B4-U0-G5	B4-U0-G5	B4-U0-G5
	Lumens per Watt	123	127	128	128	128	128	127	130	130
T4FT	4000K Lumens	7,810	15,522	23,043	30,535	38,655	45,772	53,763	62,330	69,976
	BUG Rating	B1-U0-G2	B2-U0-G3	B3-U0-G4	B3-U0-G4	B3-U0-G5	B4-U0-G5	B4-U0-G5	B4-U0-G5	B4-U0-G5
	Lumens per Watt	120	124	125	125	125	124	124	126	127
T4W	4000K Lumens	7,833	15,568	23,110	30,625	38,769	45,907	53,921	62,513	70,182
	BUG Rating	B2-U0-G2	B3-U0-G3	B3-U0-G4	B3-U0-G5	B4-U0-G5	B4-U0-G5	B4-U0-G5	B4-U0-G5	B4-U0-G5
	Lumens per Watt	121	125	126	125	125	125	125	127	127
SL2	4000K Lumens	7,813	15,528	23,052	30,547	38,670	45,790	53,784	62,354	70,003
	BUG Rating	B2-U0-G2	B3-U0-G3	B3-U0-G4	B3-U0-G4	B4-U0-G5	B4-U0-G5	B4-U0-G5	B4-U0-G5	B4-U0-G5
	Lumens per Watt	120	124	125	125	125	124	124	126	127
SL3	4000K Lumens	7,758	15,419	22,889	30,332	38,398	45,468	53,406	61,916	69,511
	BUG Rating	B1-U0-G2	B2-U0-G3	B3-U0-G4	B3-U0-G4	B3-U0-G5	B3-U0-G5	B3-U0-G5	B4-U0-G5	B4-U0-G5
	Lumens per Watt	119	123	124	124	124	124	123	126	126
SL4	4000K Lumens	7,662	15,228	22,605	29,955	37,921	44,903	52,742	61,146	68,646
	BUG Rating	B1-U0-G3	B2-U0-G3	B2-U0-G4	B3-U0-G5	B3-U0-G5	B3-U0-G5	B3-U0-G5	B3-U0-G5	B4-U0-G5
	Lumens per Watt	118	122	123	122	123	122	122	124	124
5NQ	4000K Lumens	8,169	16,235	24,101	31,938	40,431	47,874	56,232	65,193	73,190
	BUG Rating	B3-U0-G1	B3-U0-G2	B4-U0-G2	B5-U0-G2	B5-U0-G3	B5-U0-G3	B5-U0-G4	B5-U0-G4	B5-U0-G4
	Lumens per Watt	126	130	131	130	131	130	130	132	133
5MQ	4000K Lumens	8,210	16,316	24,221	32,097	40,632	48,113	56,512	65,517	73,554
	BUG Rating	B3-U0-G2	B4-U0-G2	B5-U0-G3	B5-U0-G3	B5-U0-G4	B5-U0-G4	B5-U0-G5	B5-U0-G5	B5-U0-G5
	Lumens per Watt	126	131	132	131	131	131	131	133	133
5WQ	4000K Lumens	8,192	16,282	24,170	32,029	40,546	48,011	56,393	65,379	73,399
	BUG Rating	B3-U0-G2	B4-U0-G2	B5-U0-G3	B5-U0-G4	B5-U0-G4	B5-U0-G5	B5-U0-G5	B5-U0-G5	B5-U0-G5
	Lumens per Watt	126	130	131	131	131	130	130	133	133
SLL/SLR	4000K Lumens	6,747	13,410	19,906	26,379	33,394	39,542	46,445	53,846	60,451
	BUG Rating	B1-U0-G2	B2-U0-G3	B2-U0-G4	B3-U0-G4	B3-U0-G5	B3-U0-G5	B3-U0-G5	B3-U0-G5	B4-U0-G5
	Lumens per Watt	104	107	108	108	108	107	107	109	110
RW	4000K Lumens	8,076	16,050	23,826	31,574	39,970	47,329	55,592	64,450	72,356
	BUG Rating	B3-U0-G1	B4-U0-G2	B4-U0-G2	B5-U0-G3	B5-U0-G3	B5-U0-G4	B5-U0-G4	B5-U0-G4	B5-U0-G5
	Lumens per Watt	124	128	129	129	129	129	128	131	131
AFL	4000K Lumens	7,904	15,709	23,320	30,902	39,120	46,323	54,410	63,079	70,817
	BUG Rating	B1-U0-G1	B2-U0-G2	B3-U0-G2	B3-U0-G3	B3-U0-G3	B3-U0-G3	B3-U0-G4	B4-U0-G4	B4-U0-G4
	Lumens per Watt	122	126	127	126	127	126	126	128	128

* Nominal data for 70 CRI. ** For additional performance data, please reference the Galleon Supplemental Performance Guide.





Job Name:
SPIRIT VALLEY BUSINESS PARK - 649
SPIRIT VALLEY CENTRAL DRIVE

Catalog Number:
GALN-SA1C-740-U-SLR-XX-HSS

Type:
F2

Notes:

LAI24-308384

McGraw-Edison **GALN Galleon II**

Control Options

0-10V (DIM)

This fixture is offered standard with 0-10V dimming driver(s). The DIM option provides 0-10V dimming wire leads for use with a lighting control panel or other control method.

Photocontrol (BPC, PR and PR7)

Optional button-type photocontrol (BPC) and photocontrol receptacles (PR and PR7) provide a flexible solution to enable "dusk-to-dawn" lighting by sensing light levels. Advanced control systems compatible with NEMA 7-pin standards can be utilized with the PR7 receptacle.

After Hours Dim (AHD)

This feature allows photocontrol-enabled luminaires to achieve additional energy savings by dimming during scheduled portions of the night. The dimming profile will automatically take effect after a "dusk-to-dawn" period has been calculated from the photocontrol input. Specify the desired dimming profile for a simple, factory-shipped dimming solution requiring no external control wiring. Reference the After Hours Dim supplemental guide for additional information.

Dimming Occupancy Sensor (SPB and MS/DIM-LXX)

These passive infrared (PIR) sensors are factory installed in the luminaire housing. When the SPB (FSP-321 or FSP-311) or MS/DIM (FSP-211) sensor options are selected, the occupancy sensor is connected to a dimming driver and the luminaire dims when no motion is detected. After a set period of time, the luminaire turns off, and when motion is detected, the luminaire returns to full light output. Both sensors are factory preset to dim down to approximately 10% power with a time delay of five minutes. The MS/DIM sensor requires the FSIR-100 programming tool to adjust factory defaults. The SPB sensor default parameters are listed in the table below and can be configured utilizing the Sensor Configuration mobile application for iOS and Android devices. The SPB/X is configured to control only the specified number of light squares (See SPB/X Availability Table below.) An integral photocontrol can be activated with the app for "dusk-to-dawn" control or daylight harvesting - the factory default is off. Four sensor colors are available; Bronze, Black, Gray and White, and are automatically selected based on the luminaire finish as indicated by the table below.

Default Program Settings (Out of the Box Functionality)

SPB sensor finish matched to luminaire finish		
Luminaire Finish		SPB Sensor Finish*
WH	White	White
BK	Black	Black
GM	Graphite Metallic	Black
BZ	Bronze	Bronze
AP	Gray	Gray
DP	Dark Platinum	Gray

*SPB bezel color automatically selected based on luminaire finish

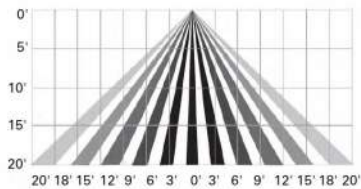
SPB/X Availability Table	
Fixture Square Count	Available SPB/X Square Count
1	Not Available
2	Not Available
3	Not Available
4	2
5	2 or 3
6	3
7	2, 3, 4 or 5
8	2, 3, 5 or 6
9	3 or 6

Occupancy Sensor				
Setting	MS/DIM	SPB	WaveLinX Lite (WOF / WOB)	WaveLinX (SWPD)
High Mode %	100%	100%	100%	100%
Low Mode %	10%	10%	50%	50%
Time Delay	5 min	5 min	15 min	15 min
Cut Off Delay	1 hr	1 hr	Disabled	Disabled
Photocell Enabled	No	No	Yes	Yes

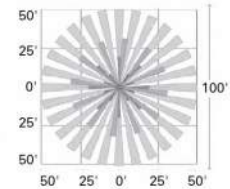
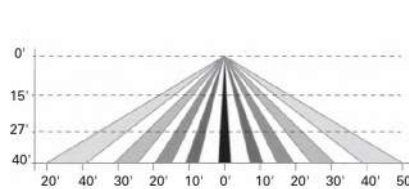
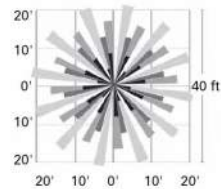
WaveLinX Wireless Control and Monitoring System

Operates on a wireless mesh network based on IEEE 802.15.4 standards enabling wireless control of outdoor lighting. WaveLinX and WaveLinX Lite sensors utilize the Zhaga Book 18 compliant 4-PIN receptacle (ZD or ZW), while the WOLC control module utilizes a 7-PIN receptacle. ZW option provides 4-PIN receptacle and control module to enable future installation of WaveLinX sensors. ZD option provides 4-PIN receptacle and sensor-ready (SR) driver to enable future installation of WaveLinX sensors, power monitoring, and advanced functionality. WaveLinX (SWPD4 to SWPD5) outdoor wireless sensors offer passive infrared (PIR) occupancy and photocell for closed loop daylight harvesting, and can be factory or field-installed. Sensors are factory preset to dim down to 50% after 15 minutes of no motion detected. Two lens options are available for mounting heights of 7' to 40'. Use the WaveLinX mobile application for set-up and configuration. At least one Wireless Area Controller (WAC) is required for full functionality and remote communication (including adjustment of any factory pre-sets). WaveLinX Lite (WOF and WOB) outdoor wireless sensors provide PIR occupancy and photocell for closed loop daylight harvesting, and can be factory or field-installed. Sensors are factory preset to dim down to 50% after 15 minutes of no motion detected. Two lens options are available for mounting heights of 7' to 40'. Use the WaveLinX Lite mobile application for set-up and configuration. WAC not required. WaveLinX Outdoor Control Module (WOLC-7P-10A) accessory provides a photocontrol enabling astronomic or time-based schedules to provide ON, OFF and dimming control of fixtures utilizing a 7-PIN receptacle. The out-of-box functionality is ON at dusk and OFF at dawn.

For mounting heights up to 15' (SWPD4 and WOB)



For mounting heights up to 40' (SWPD5 and WOF)



LumenSafe Integrated Network Security Camera (LD)

Cooper Lighting Solutions brings ease of camera deployment to a whole new level. No additional wiring is needed beyond providing line power to the luminaire. A variety of networking options allows security integrators to design the optimal solution for active surveillance. As the ideal solution to meet the needs for active surveillance, the LumenSafe integrated network camera is a streamlined, outdoor-ready fixed dome that provides HDTV 1080p video. This IP camera is optimally designed for deployment in the video management system or security software platform of choice.

Synapse (DIM10)

SimplySNAP integrated wireless controls system by Synapse. Includes factory installed DIM10 Synapse control module and FSP-201 motion sensor; requires additional Synapse system components for operation. Contact Synapse at www.synapsewireless.com for product support, warranty and terms and conditions.



Cooper Lighting Solutions
1121 Highway 74 South
Peachtree City, GA 30269
P: 770-486-4800
www.cooperlighting.com

© 2023 Cooper Lighting Solutions
All Rights Reserved.
Specifications and dimensions
subject to change without notice.



Job Name:
SPIRIT VALLEY BUSINESS PARK - 649
SPIRIT VALLEY CENTRAL DRIVE

Catalog Number:
GALN-SA1A-740-U-T4FT-WM-XX

Notes:

Type:

WP1

LAI24-308384

Project		Catalog #		Type	
Prepared by		Notes		Date	



McGraw-Edison

GALN Galleon II

Area / Site Luminaire

Product Features



Interactive Menu

- Ordering Information [page 2](#)
- Mounting Details [page 3](#)
- Optical Distributions [page 5](#)
- Product Specifications [page 5](#)
- Energy and Performance Data [page 6](#)
- Control Options [page 11](#)

Product Certifications



Quick Facts

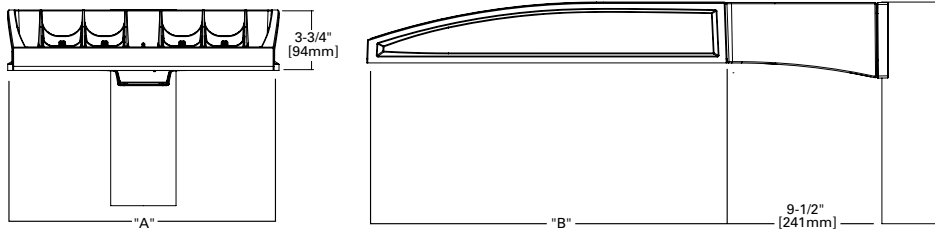
- Lumen packages range from 3,300 - 73,500 (33W - 552W)
- 17 optical distributions
- Efficacy up to 159 lumens per watt

Connected Systems

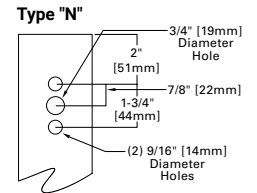
- WaveLinx Lite
- WaveLinx

Dimensional Details

Standard Pole Mount Arm



Pole Drilling Pattern



Number of Light Squares	Width "A"	Housing Length "B"	Weight with Standard or QM Arm	EPA with Standard or QM Arm
1-4	16"	22"	29 lb	0.95
5-6	22"	22"	39 lb	0.95
7-9	22"	28-1/8"	48 lb	1.1

NOTES:
For arm selection requirements and additional line art, see Mounting Details section.

NOTES:
1. Visit <https://www.designlights.org/search/> to confirm qualification. Not all product variations are DLC qualified.
2. IDA Certified (3000K CCT and warmer only, fixed mounting options)



Job Name:
SPIRIT VALLEY BUSINESS PARK - 649
SPIRIT VALLEY CENTRAL DRIVE

Catalog Number:
GALN-SA1A-740-U-T4FT-WM-XX

Type:
WP1

Notes:

LAI24-308384

McGraw-Edison

GALN Galleon II

Ordering Information

SAMPLE NUMBER: GALN-SA4C-740-U-T4FT-GM

Product Family 1,2	Light Engine		Color Temperature	Voltage	Distribution	Mounting	Finish
	Configuration	Drive Current					
GALN=Galleon II BAA-GALN=Galleon II Buy American Act Compliant 27 TAA-GALN=Galleon II Trade Agreements Act Compliant 27	SA1=1 Square SA2=2 Squares SA3=3 Squares SA4=4 Squares SA5=5 Squares SA6=6 Squares SA7=7 Squares SA8=8 Squares SA9=9 Squares	A=600mA B=800mA C=1000mA D=1200mA 4,17 Z=Configured 23	722=70CRI, 2200K 727=70CRI, 2700K 730=70CRI, 3000K 735=70CRI, 3500K 740=70CRI, 4000K 750=70CRI, 5000K 760=70CRI, 6000K 827=80CRI, 2700K 830=80CRI, 3000K 835=80CRI, 3500K 840=80CRI, 4000K 930=90CRI, 3000K 935=90CRI, 3500K 940=90CRI, 4000K 950=90CRI, 5000K AMB=Amber, 590nm 15, 17	U=120-277V H=347V-480V 7, 30 1=120V 2=208V 3=240V 4=277V 8=480V 7, 30 9=347V 7 DV=277V-480V DuraVolt Drivers 29, 30, 31	T1=Type I T2=Type II T2R=Type II Roadway T3=Type III T3R=Type III Roadway T4T=Type IV Forward Throw T4W=Type IV Wide 5NQ=Type V Narrow 5MQ=Type V Square Medium 5WQ=Type V Square Wide SL2=Type II w/Spill Control SL3=Type III w/Spill Control SL4=Type IV w/Spill Control SLL=90° Spill Light Eliminator Left SLR=90° Spill Light Eliminator Right RW=Rectangular Wide Type I AFL=Automotive Frontline	[Blank]=Standard Pole Mount Arm QU=Quick Mount Universal Arm QM=Pole Mount Arm with Quick Mount Adaptor PA=Pole Mount, Adjustable SP=3" Slipfitter, Adjustable 4 SP2=2-3/8" Slipfitter, Adjustable 4 QMA=Quick Mount Mast Arm, Fixed MA=Mast Arm, Fixed WM=Wall Mount, Fixed WA=Wall Mount, Adjustable UP=Upswept Arm	AP=Grey BZ=Bronze BK=Black DP=Dark Platinum GM=Graphite Metallic WH=White RALXX=Custom Color VERIFY FINISH
Options (Add as Suffix)			Controls and Systems Options (Add as Suffix)		Accessories (Order Separately) 28		
DIM=External 0-10V Dimming Leads 20 F=Single Fuse (120, 277 or 347V Specify Voltage) FF=Double Fuse (208, 240 or 480V Specify Voltage) 20K=20KV UL 1449 fused surge protective device 19 2L=Two Circuits 18 HA=50°C High Ambient HSS=Installed House Side Shield 18 GRSBK=Glare Reducing Shield, Black 23 GRSWH=Glare Reducing Shield, White 23 LCF=Light Square Trim Painted to Match Housing 24 TH=Tool-less Door Hardware 5 CC=Coastal Construction finish 7 L90=Optics Rotated 90° Left R90=Optics Rotated 90° Right AHD145=After Hours Dim, 5 Hours 22 AHD245=After Hours Dim, 6 Hours 22 AHD255=After Hours Dim, 7 Hours 22 AHD355=After Hours Dim, 8 Hours 22 DALI=DALI Drivers			BPC=Button Type Photocontrol. Must specify voltage 120V, 208V, 240V or 277V. 6 PR=NEMA 3-PIN Photocontrol Receptacle PR7=NEMA 7-PIN Photocontrol Receptacle 21 FADC=Field Adjustable Dimming Controller 22 PSC=Photocontrol Shorting Cap SPB2=Dimming Motion Sensor, 9'-20' mounting 24 SPB4=Dimming Motion Sensor, 21'-40' mounting 24 SPB2/X=Dimming Motion Sensor, limited square count, 9'-20' mounting 24 SPB4/X=Dimming Motion Sensor, limited square count, 21'-40' mounting 24 MS/DIM-L20=Motion Sensor for Dimming Operation, 9'-20' Mounting 34 MS/DIM-L40=Motion Sensor for Dimming Operation, 21'-40' Mounting 34 ZW=WaveLinX-enabled 4-PIN Twistlock Receptacle 19 ZD=SR Driver-enabled 4-PIN Twistlock Receptacle 19 ZW-WOBXX=WaveLinX Lite, Dimming Motion and Daylight, Bluetooth Programmable, 7' - 15' Mounting 15, 12 ZW-WOFXX=WaveLinX Lite, Dimming Motion and Daylight, Bluetooth Programmable, 15' - 40' Mounting 15, 12 ZD-WOBXX=WaveLinX Lite, SR Driver, Dimming Motion and Daylight, Bluetooth Programmable, 7' - 15' Mounting 15, 12 ZD-WOFXX=WaveLinX Lite, SR Driver, Dimming Motion and Daylight, Bluetooth Programmable, 15' - 40' Mounting 15, 12 ZW-SWPD4XX=WaveLinX Pro, Dimming Motion and Daylight, WAC Programmable, 7' - 15' Mounting 15, 12, 13 ZW-SWPD5XX=WaveLinX Pro, Dimming Motion and Daylight, WAC Programmable, 15' - 40' Mounting 15, 12, 13 ZD-SWPD4XX=WaveLinX Pro, SR Driver, Dimming Motion and Daylight, WAC Programmable, 7' - 15' Mounting 15, 12, 13 ZD-SWPD5XX=WaveLinX Pro, SR Driver, Dimming Motion and Daylight, WAC Programmable, 15' - 40' Mounting 15, 12, 13 DIM10-L20=Synapse Occupancy Sensor (9'-20' Mounting) 19 DIM10-L40=Synapse Occupancy Sensor (21'-40' Mounting) 19		QA/RA1016=NEMA Photocontrol Multi-Tap - 105-285V QA/RA1027=NEMA Photocontrol - 480V QA/RA1201=NEMA Photocontrol - 347V QA/RA1013=Photocontrol Shorting Cap QA/RA1014=120V Photocontrol MA1252=10kV Surge Module Replacement MA1036-XX=Single Tenon Adapter for 2-3/8" O.D. Tenon MA1037-XX=2@180° Tenon Adapter for 2-3/8" O.D. Tenon MA1197-XX=3@120° Tenon Adapter for 2-3/8" O.D. Tenon MA1188-XX=4@90° Tenon Adapter for 2-3/8" O.D. Tenon MA1189-XX=2@90° Tenon Adapter for 2-3/8" O.D. Tenon MA1190-XX=3@90° Tenon Adapter for 2-3/8" O.D. Tenon MA1191-XX=2@120° Tenon Adapter for 2-3/8" O.D. Tenon MA1038-XX=Single Tenon Adapter for 3-1/2" O.D. Tenon MA1039-XX=2@180° Tenon Adapter for 3-1/2" O.D. Tenon MA1192-XX=3@120° Tenon Adapter for 3-1/2" O.D. Tenon MA1193-XX=4@90° Tenon Adapter for 3-1/2" O.D. Tenon MA1194-XX=2@90° Tenon Adapter for 3-1/2" O.D. Tenon MA1195-XX=3@90° Tenon Adapter for 3-1/2" O.D. Tenon SRA238=Adapter kit for mounting 3" SP arm to 2-3/8" O.D. vertical tenon FSIR-100=Wireless Configuration Tool for MS/DIM 34 LS/HSS=Field Installed House Side Shield 9, 18 LS/GRSBK-2PK=Glare Reducing Shield, Black 9, 23 LS/GRSWH-2PK=Glare Reducing Shield, White 9, 23 LS/PFS=Perimeter Shield, Black 18 WOLC-7P-10A=WaveLinX Outdoor Control Module 11, 19 WOB-XX=WaveLinX Lite Sensor, Dimming Motion and Daylight, Bluetooth Programmable, 7' - 15' Mounting 12, 14, 19 WOF-XX=WaveLinX Lite Sensor, Dimming Motion and Daylight, Bluetooth Programmable, 15' - 40' Mounting 12, 14, 19 SWPD4-XX=WaveLinX Sensor, Dimming Motion and Daylight, WAC Programmable, 7' - 15' Mounting 12, 13, 14, 19 SWPD5-XX=WaveLinX Sensor, Dimming Motion and Daylight, WAC Programmable, 15' - 40' Mounting 12, 13, 14, 19		

NOTES:

- Customer is responsible for engineering analysis to confirm pole and fixture compatibility for all applications. Refer to our white paper WP513001EN for additional support information.
- DesignLights Consortium® Qualified. Refer to www.designlights.org Qualified Products List under Family Models for details.
- Coastal construction finish salt spray tested to over 5,000-hours per ASTM B117, with a scribe rating of 9 per ASTM D1654. Not available with TH option.
- Drive current 1200mA not available with color temperatures 722, 727, 827, 830 or 930 when the HSS option is selected.
- TH option not 3G rated. Not available with Coastal Construction (CC) option.
- Not available with voltage options H, 8 or 9.
- Requires the use of an internal step down transformer when combined with sensor options. Not available in combination with the HA high ambient and sensor options at 1A.
- SP arm limited to 3" O.D. vertical tenon. SP2 limited to 2-3/8" O.D. vertical tenon.
- One required for each Light Square.
- 2L is not available with SPB at 347V or 480V. Not available with WaveLinX or Enlightened sensors, or 20kV surge option.
- Requires PR7.
- Replace XX with sensor color (WH, BZ or BK.)
- WAC Gateway required to enable field-configurable: Order WAC-PoE and WPOE-120 (10V to PoE injector) power supply if needed. WAC not required for LC Bluetooth sensors.
- Requires ZW or ZD receptacle.
- Narrow-band 590nm +/- 5nm for wildlife and observatory use. Choose drive current A; supplied at 500mA drive current only. Exact luminaire wattage available in IES files. Available with 5WQ, 5MQ, SL2, SL3 and SL4 distributions. Can be used with HSS option.
- Set of 4 pcs. One set required per Light Square.

- Not available with HA option.
- Not for use with T1, 5NQ, 5MQ, 5WQ or RW optics.
- Cannot be used with other control options.
- Low voltage control lead brought out 18" outside fixture. Not available with DALI or integrated controls options
- Not available if any SPB, LWR, or WaveLinX sensor is selected. Motion sensor has an integral photocell.
- Requires the use of BPC photocontrol or the PR7 or PR photocontrol receptacle with photocontrol accessory.
- Not for use with T1, T4FT, T4W or SL4 optics.
- Sensor configuration mobile application required for configuration. See controls page for details.
- Replace X with number of Light Squares controlled by the SPB, referencing the "SPB/X Availability Table" on the controls page.
- Not available with HSS, GRSWH or GRSBK.
- Only product configurations with these designated prefixes are built to be compliant with the Buy American Act of 1933 (BAA) or Trade Agreements Act of 1979 (TAA), respectively. Please refer to www.designlights.org website for more information. Components shipped separately may be separately analyzed under domestic preference requirements.
- For BAA or TAA requirements, Accessories sold separately will be separately analyzed under domestic preference requirements. Consult factory for further information.
- DuraVolt drivers feature added protection from power quality issues such as loss of neutral, transients and voltage fluctuations. Visit www.signify.com/duravolt for more information.
- 300V not to be used with ungrounded or impedance grounded systems.
- Not available in 1 square configuration at 800mA or below. Not available with any control option except SPB.
- Cannot be used with PR7 or other motion response control options.
- Use GALN Product Configurator to specify lumen output, drive current and wattage. Not available with AMB.
- Uses the FSP-211 motion sensor. The FSIR-100 configuration tool is required to adjust parameters including high and low modes, sensitivity, time delay, cutoff and more. Consult your lighting representative at Cooper Lighting Solutions for more information.

LumenSafe Integrated Network Security Camera Technology Options (Add as Suffix)

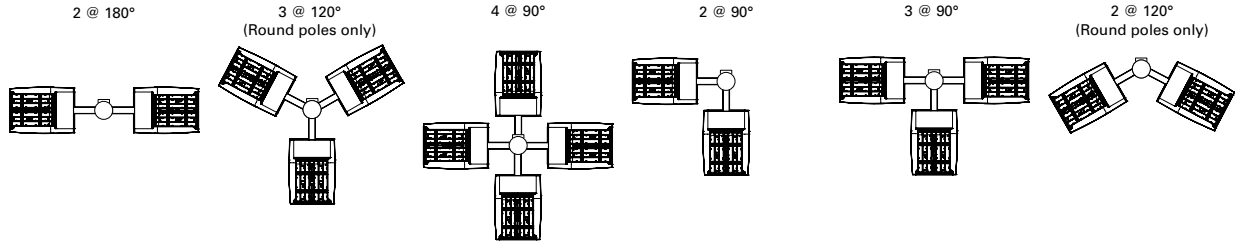
Product Family	Camera Type	Data Backhaul
L=LumenSafe Technology 	D=Standard Dome Camera H=Hi-Res Dome Camera Z=Remote PTZ Camera	C=Cellular, No SIM A=Cellular, AT&T V=Cellular, Verizon S=Cellular, Sprint R=Cellular, Rogers W=Wi-Fi Networking w/ Omni-Directional Antenna E=Ethernet Networking



McGraw-Edison **GALN Galleon II**

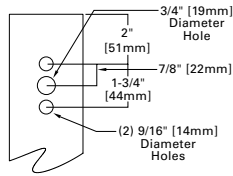
Mounting Details

Pole Configuration Options

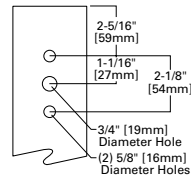


Pole Drilling Patterns

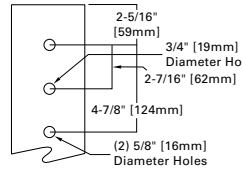
Type "N"



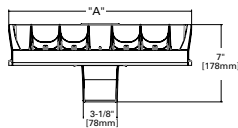
Type "R"



Type "M"

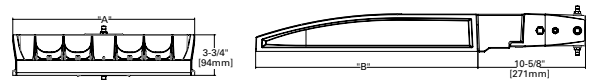


Quick Mount Universal Arm (QU)



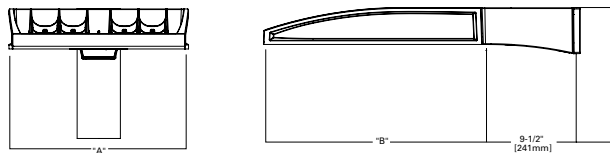
*NOTE: Universal bolt pattern compatible with Type N through Type M drilling patterns

Quick Mount Mast Arm (QMA)



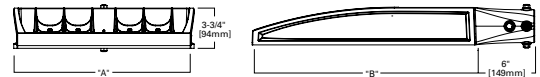
*NOTE: Fits 2-3/8" O.D. tenon

Pole Mount Arm with Quick Mount Adaptor (QM)



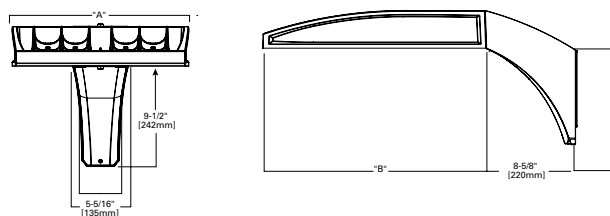
*NOTE: Use Type N drilling pattern

Mast Arm, Fixed (MA)



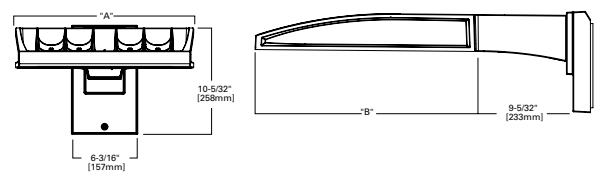
*NOTE: Fits 2-3/8" O.D. tenon

Upswept Arm (UP)



*NOTE: Universal bolt pattern compatible with Type N through Type M drilling patterns

Wall Mount, Fixed (WM)





Job Name:
SPIRIT VALLEY BUSINESS PARK - 649
SPIRIT VALLEY CENTRAL DRIVE

Catalog Number:
GALN-SA1A-740-U-T4FT-WM-XX

Notes:

Type:

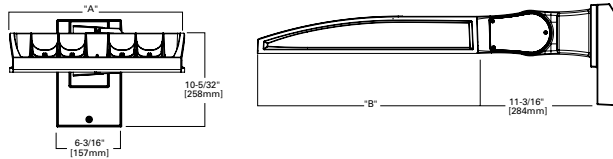
WP1

LAI24-308384

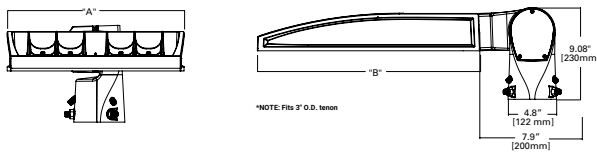
McGraw-Edison **GALN Galleon II**

Mounting Details

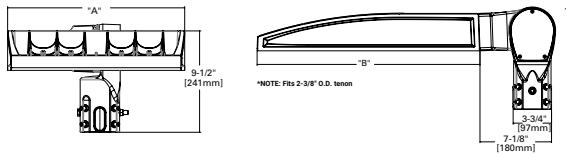
Wall Mount, Adjustable (WA)



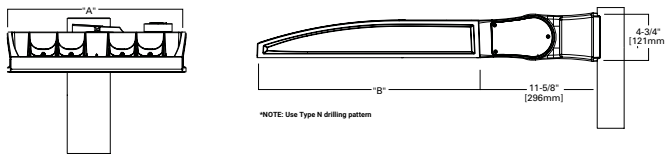
3\"/>



2-3/8\"/>

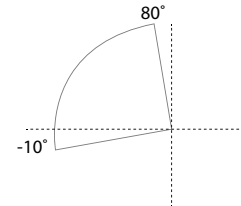


Pole Mount, Adjustable Arm (PA)



Adjustable Arm Range of Motion

- Includes WA, SP, SP2 and PA mounting options
- Adjustable in increments of 5°
- Must maintain downward facing orientation



Fixture Weights and EPAs

Tilt Angle (Degrees)	Number of Light Squares	Weight	1 @ 90°	2 @ 180°	2 @ 90°	2 @ 120°	3 @ 90°	3 @ 120°	4 @ 90°
0°	1-4	33.5 lb (15.2 kg)	0.85	1.70	1.46	1.66	2.31	2.25	2.35
	5-6	43.5 lb (19.7 kg)	0.86	1.71	1.62	1.80	2.49	2.35	2.50
	7-9	52.5 lb (23.8 kg)	0.98	1.95	1.75	1.98	2.73	2.55	2.76
15°	1-4	33.5 lb (15.2 kg)	1.10	1.71	1.95	2.26	2.81	3.30	2.87
	5-6	43.5 lb (19.7 kg)	1.42	1.71	2.27	2.72	3.13	3.63	3.15
	7-9	52.5 lb (23.8 kg)	1.69	1.96	2.67	3.22	3.65	4.38	3.72
30°	1-4	33.5 lb (15.2 kg)	1.72	1.81	2.58	3.21	3.44	4.59	3.53
	5-6	43.5 lb (19.7 kg)	2.26	2.29	3.11	4.00	3.97	5.27	4.00
	7-9	52.5 lb (23.8 kg)	2.75	2.85	3.73	4.83	4.71	6.45	4.81
45°	1-4	33.5 lb (15.2 kg)	2.25	2.36	3.10	4.00	3.96	5.63	4.08
	5-6	43.5 lb (19.7 kg)	2.96	2.99	3.81	5.06	4.67	6.49	4.71
	7-9	52.5 lb (23.8 kg)	3.63	3.76	3.73	6.17	5.59	8.03	5.73
60°	1-4	33.5 lb (15.2 kg)	2.63	2.77	3.49	4.58	4.34	6.21	4.48
	5-6	43.5 lb (19.7 kg)	3.46	3.51	4.32	5.84	5.19	7.01	5.22
	7-9	52.5 lb (23.8 kg)	4.27	4.44	5.25	7.15	6.23	8.80	6.40



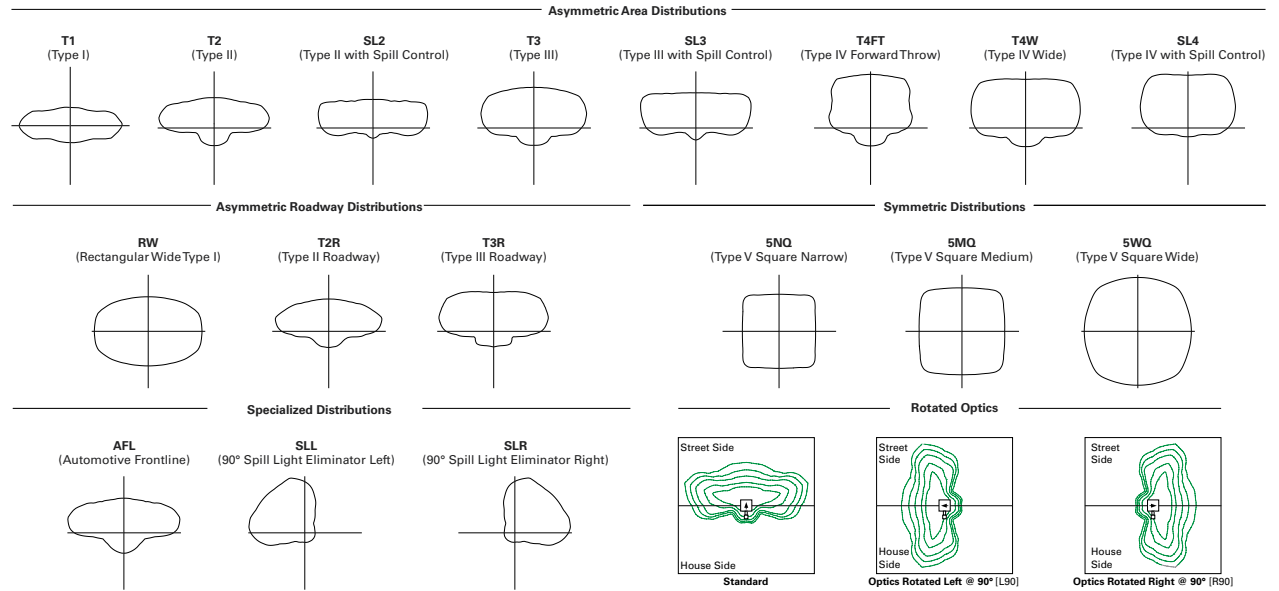
Job Name:SPIRIT VALLEY BUSINESS PARK - 649
SPIRIT VALLEY CENTRAL DRIVE**Catalog Number:**

GALN-SA1A-740-U-T4FT-WM-XX

Notes:

Type:**WP1**

LAI24-308384

McGraw-Edison**GALN Galleon II****Optical Distributions****Product Specifications****Construction**

- Die-cast aluminum housing and heat sink
- Three housing sizes, using 1 to 9 light squares

Optics

- High-efficiency injection-molded AccuLED Optics technology
- 17 optical distributions for area site and roadway applications
- 3 shielding options include HSS, GRS and PFS
- IDA Certified (3000K CCT and warmer only, fixed mounting options)

Electrical

- Removable power tray assembly includes drivers, surge modules and control modules for ease of maintenance and serviceability
- Standard with 0-10V dimming
- Standard with 10kV surge module, optional 20kV surge module

- Suitable for operation in -40°C to 40°C ambient environments. Optional 50°C high ambient (HA) configuration

Mounting

- Arms are factory installed, enabling closed-housing installation
- All arms suitable for round or square pole installation
- All arms provide clearance for multiple fixture installations at 90°

Finish

- 6 standard finishes use super durable TGIC polyester powder coat paint, providing 2.5 mil nominal thickness and salt-spray tested to 3,000 hours per ASTM B117
- RAL and custom color matches available
- Coastal Construction (CC) option salt-spray tested to 5,000 hours per ASTM B117, achieving a scribe rating of 9 per ASTM D1654

Typical Applications

- Outdoor, Parking Lots, Walkways, Roadways, Building Areas

Warranty

- Five year limited warranty



Job Name:
SPIRIT VALLEY BUSINESS PARK - 649
SPIRIT VALLEY CENTRAL DRIVE

Catalog Number:
GALN-SA1A-740-U-T4FT-WM-XX

Notes:

Type:

WP1

LAI24-308384

McGraw-Edison**GALN Galleon II****Energy and Performance Data****Lumen Maintenance (TM-21)**

Drive Current	Ambient Temperature	25,000 hours*	50,000 hours*	60,000 hours*	100,000 hours**	Theoretical L70 hours**
Up to 1A	25°C	99.4%	99.0%	98.9%	98.3%	> 2.4M
	40°C	98.7%	98.3%	98.1%	97.4%	> 1.9M
	50°C	98.2%	97.2%	96.8%	95.2%	> 851,000
1.2A	25°C	99.4%	99.0%	98.9%	98.3%	> 2.4M
	40°C	98.5%	97.9%	97.7%	96.7%	> 1.3M

Lumen Multiplier

Ambient Temperature	Lumen Multiplier
0°C	1.02
10°C	1.01
25°C	1.00
40°C	0.99
50°C	0.97

* Supported by IES TM-21 standards

** Theoretical values represent estimations commonly used; however, refer to the IES position on LED Product Lifetime Prediction, IES PS-10-18, explaining proper use of IES TM-21 and LM-80.

FADC Settings

SA1-SA3 (A, B, C, D Drive Current)

FADC Position	Percent of Typical Lumen Output
1	25%
2	48%
3	56%
4	65%
5	75%
6	80%
7	85%
8	90%
9	95%
10	100%

FADC Settings

SA4-SA6 (A, B, C, D Drive Current)

FADC Position	Percent of Typical Lumen Output
1	14%
2	25%
3	32%
4	43%
5	49%
6	57%
7	65%
8	72%
9	80%
10	100%

FADC Settings

SA7-SA9 (A, B, C, D Drive Current)

FADC Position	Percent of Typical Lumen Output
1	19%
2	38%
3	47%
4	63%
5	74%
6	85%
7	95%
8	97%
9	100%
10	100%



Job Name:
SPIRIT VALLEY BUSINESS PARK - 649
SPIRIT VALLEY CENTRAL DRIVE

Catalog Number:
GALN-SA1A-740-U-T4FT-WM-XX

Notes:

Type:

WP1

LAI24-308384

McGraw-Edison GALN Galleon II

Performance Table, Drive Current "A" (615mA)

Number of Light Squares		1	2	3	4	5	6	7	8	9
Nominal Power (Watts)		33	63	93	121	154	182	215	244	274
Input Current @ 120V		0.283	0.529	0.778	1.058	1.310	1.556	1.839	2.089	2.335
Input Current @ 208V		0.165	0.309	0.460	0.618	0.771	0.919	1.082	1.240	1.379
Input Current @ 240V		0.143	0.270	0.398	0.540	0.671	0.796	0.944	1.078	1.194
Input Current @ 277V		0.125	0.237	0.352	0.473	0.581	0.705	0.818	0.962	1.057
Input Current @ 347V		0.098	0.181	0.272	0.362	0.454	0.544	0.636	0.738	0.816
Input Current @ 480V		0.073	0.133	0.200	0.267	0.335	0.400	0.470	0.554	0.600
Optics										
T1	4000K Lumens	4,619	9,180	13,628	18,059	22,861	27,070	31,796	36,863	41,385
	BUG Rating	B2-U0-G1	B3-U0-G1	B3-U0-G2	B4-U0-G2	B4-U0-G2	B4-U0-G2	B5-U0-G3	B5-U0-G3	B5-U0-G3
	Lumens per Watt	140	146	147	149	148	149	148	151	151
T2	4000K Lumens	4,654	9,249	13,730	18,194	23,032	27,273	32,034	37,138	41,694
	BUG Rating	B1-U0-G1	B1-U0-G2	B2-U0-G2	B2-U0-G3	B3-U0-G4	B3-U0-G4	B3-U0-G4	B3-U0-G5	B3-U0-G5
	Lumens per Watt	141	147	148	150	150	150	149	152	152
T2R	4000K Lumens	4,716	9,372	13,913	18,437	23,340	27,637	32,462	37,634	42,251
	BUG Rating	B1-U0-G1	B1-U0-G2	B2-U0-G2	B2-U0-G2	B3-U0-G3	B3-U0-G3	B3-U0-G4	B3-U0-G4	B3-U0-G4
	Lumens per Watt	143	149	150	152	152	152	151	154	154
T3	4000K Lumens	4,589	9,120	13,538	17,940	22,711	26,892	31,587	36,220	41,112
	BUG Rating	B1-U0-G1	B2-U0-G2	B2-U0-G2	B3-U0-G3	B3-U0-G3	B3-U0-G4	B3-U0-G4	B3-U0-G4	B4-U0-G4
	Lumens per Watt	139	145	146	148	147	148	147	150	150
T3R	4000K Lumens	4,735	9,411	13,970	18,513	23,436	27,751	32,596	37,790	42,425
	BUG Rating	B1-U0-G1	B1-U0-G2	B2-U0-G3	B2-U0-G3	B3-U0-G4	B3-U0-G4	B3-U0-G4	B3-U0-G5	B3-U0-G5
	Lumens per Watt	143	149	150	153	152	152	152	155	155
T4FT	4000K Lumens	4,617	9,176	13,622	18,051	22,851	27,058	31,782	36,847	41,366
	BUG Rating	B1-U0-G2	B2-U0-G2	B2-U0-G3	B3-U0-G3	B3-U0-G4	B3-U0-G4	B3-U0-G5	B3-U0-G5	B3-U0-G5
	Lumens per Watt	140	146	146	149	148	149	148	151	151
T4W	4000K Lumens	4,631	9,203	13,662	18,104	22,918	27,138	31,876	36,955	41,488
	BUG Rating	B1-U0-G2	B2-U0-G2	B2-U0-G3	B3-U0-G3	B3-U0-G4	B3-U0-G4	B3-U0-G5	B3-U0-G5	B4-U0-G5
	Lumens per Watt	140	146	147	150	149	149	148	151	151
SL2	4000K Lumens	4,619	9,180	13,627	18,058	22,860	27,069	31,795	36,861	41,383
	BUG Rating	B1-U0-G2	B2-U0-G2	B2-U0-G3	B3-U0-G3	B3-U0-G4	B3-U0-G4	B3-U0-G4	B3-U0-G5	B4-U0-G5
	Lumens per Watt	140	146	147	149	148	149	148	151	151
SL3	4000K Lumens	4,586	9,115	13,531	17,931	22,699	26,879	31,571	36,602	41,091
	BUG Rating	B1-U0-G1	B1-U0-G2	B2-U0-G3	B2-U0-G3	B3-U0-G4	B3-U0-G4	B3-U0-G4	B3-U0-G5	B3-U0-G5
	Lumens per Watt	139	145	145	148	147	148	147	150	150
SL4	4000K Lumens	4,529	9,002	13,363	17,708	22,417	26,544	31,178	36,146	40,580
	BUG Rating	B1-U0-G2	B1-U0-G3	B2-U0-G3	B2-U0-G4	B2-U0-G4	B3-U0-G5	B3-U0-G5	B3-U0-G5	B3-U0-G5
	Lumens per Watt	137	143	144	146	146	146	145	148	148
5NQ	4000K Lumens	4,829	9,598	14,247	18,880	23,901	28,301	33,242	38,539	43,266
	BUG Rating	B2-U0-G1	B3-U0-G1	B3-U0-G2	B4-U0-G2	B4-U0-G2	B4-U0-G2	B5-U0-G2	B5-U0-G3	B5-U0-G3
	Lumens per Watt	146	152	153	156	155	155	155	158	158
5MQ	4000K Lumens	4,853	9,645	14,318	18,974	24,020	28,442	33,407	38,731	43,482
	BUG Rating	B3-U0-G1	B3-U0-G2	B4-U0-G2	B4-U0-G2	B5-U0-G3	B5-U0-G3	B5-U0-G4	B5-U0-G4	B5-U0-G4
	Lumens per Watt	147	153	154	157	156	156	155	159	159
5WQ	4000K Lumens	4,843	9,625	14,288	18,934	23,969	28,382	33,337	38,649	43,390
	BUG Rating	B3-U0-G1	B4-U0-G2	B4-U0-G2	B5-U0-G3	B5-U0-G3	B5-U0-G4	B5-U0-G4	B5-U0-G4	B5-U0-G5
	Lumens per Watt	147	153	154	156	156	156	155	158	158
SLL/SLR	4000K Lumens	3,989	7,927	11,768	15,594	19,741	23,375	27,456	31,831	35,736
	BUG Rating	B1-U0-G2	B1-U0-G2	B2-U0-G3	B2-U0-G3	B2-U0-G4	B3-U0-G4	B3-U0-G4	B3-U0-G5	B3-U0-G5
	Lumens per Watt	121	126	127	129	128	128	128	130	130
RW	4000K Lumens	4,774	9,488	14,085	18,665	23,628	27,979	32,863	38,100	42,774
	BUG Rating	B2-U0-G1	B3-U0-G1	B3-U0-G2	B4-U0-G2	B4-U0-G2	B4-U0-G2	B5-U0-G3	B5-U0-G3	B5-U0-G3
	Lumens per Watt	145	151	151	154	153	154	153	156	156
AFL	4000K Lumens	4,673	9,286	13,785	18,268	23,126	27,384	32,164	37,290	41,864
	BUG Rating	B1-U0-G1	B1-U0-G1	B2-U0-G2	B2-U0-G2	B3-U0-G2	B3-U0-G2	B3-U0-G3	B3-U0-G3	B3-U0-G3
	Lumens per Watt	142	147	148	151	150	150	150	153	153

* Nominal data for 70 CRI. ** For additional performance data, please reference the Galleon Supplemental Performance Guide.





Job Name:
SPIRIT VALLEY BUSINESS PARK - 649
SPIRIT VALLEY CENTRAL DRIVE

Catalog Number:
GALN-SA1A-740-U-T4FT-WM-XX

Notes:

Type:

WP1

LAI24-308384

McGraw-Edison GALN Galleon II

Performance Table, Drive Current "B" (800mA)

Number of Light Squares		1	2	3	4	5	6	7	8	9
Nominal Power (Watts)		44	82	121	164	204	243	286	325	364
Input Current @ 120V		0.367	0.689	1.014	1.378	1.704	2.027	2.393	2.716	3.041
Input Current @ 208V		0.213	0.401	0.594	0.802	0.997	1.188	1.400	1.605	1.782
Input Current @ 240V		0.184	0.347	0.510	0.694	0.860	1.021	1.210	1.386	1.531
Input Current @ 277V		0.160	0.303	0.449	0.605	0.757	0.898	1.065	1.242	1.347
Input Current @ 347V		0.125	0.235	0.355	0.471	0.592	0.710	0.828	0.958	1.065
Input Current @ 480V		0.092	0.172	0.258	0.344	0.432	0.517	0.605	0.706	0.775
Optics										
T1	4000K Lumens	5,748	11,423	16,957	22,470	28,446	33,683	39,563	45,867	51,494
	BUG Rating	B2-U0-G1	B3-U0-G2	B4-U0-G2	B4-U0-G2	B4-U0-G2	B5-U0-G3	B5-U0-G3	B5-U0-G4	B5-U0-G4
	Lumens per Watt	131	139	140	137	139	139	138	141	141
T2	4000K Lumens	5,790	11,508	17,083	22,638	28,658	33,935	39,859	46,210	51,879
	BUG Rating	B1-U0-G2	B2-U0-G2	B2-U0-G3	B3-U0-G4	B3-U0-G4	B3-U0-G4	B3-U0-G5	B3-U0-G5	B4-U0-G5
	Lumens per Watt	132	140	141	138	140	140	139	142	143
T2R	4000K Lumens	5,868	11,662	17,311	22,941	29,041	34,388	40,391	46,827	52,572
	BUG Rating	B1-U0-G1	B2-U0-G2	B2-U0-G2	B3-U0-G3	B3-U0-G3	B3-U0-G4	B3-U0-G4	B3-U0-G4	B3-U0-G5
	Lumens per Watt	133	142	143	140	142	142	141	144	144
T3	4000K Lumens	5,710	11,347	16,845	22,322	28,258	33,461	39,303	45,565	51,155
	BUG Rating	B1-U0-G1	B2-U0-G2	B3-U0-G3	B3-U0-G3	B3-U0-G4	B3-U0-G4	B4-U0-G4	B4-U0-G5	B4-U0-G5
	Lumens per Watt	130	138	139	136	139	138	137	140	141
T3R	4000K Lumens	5,892	11,710	17,383	23,035	29,161	34,530	40,558	47,020	52,788
	BUG Rating	B1-U0-G2	B2-U0-G2	B2-U0-G3	B3-U0-G4	B3-U0-G4	B3-U0-G5	B3-U0-G5	B3-U0-G5	B4-U0-G5
	Lumens per Watt	134	143	144	140	143	142	142	145	145
T4FT	4000K Lumens	5,745	11,418	16,949	22,460	28,433	33,668	39,546	45,847	51,471
	BUG Rating	B1-U0-G2	B2-U0-G3	B2-U0-G3	B3-U0-G4	B3-U0-G4	B3-U0-G5	B3-U0-G5	B4-U0-G5	B4-U0-G5
	Lumens per Watt	131	139	140	137	139	139	138	141	141
T4W	4000K Lumens	5,762	11,451	16,999	22,526	28,517	33,767	39,662	45,982	51,622
	BUG Rating	B1-U0-G2	B2-U0-G2	B3-U0-G3	B3-U0-G4	B3-U0-G4	B3-U0-G5	B4-U0-G5	B4-U0-G5	B4-U0-G5
	Lumens per Watt	131	140	140	137	140	139	139	141	142
SL2	4000K Lumens	5,747	11,422	16,956	22,469	28,444	33,681	39,561	45,865	51,491
	BUG Rating	B1-U0-G2	B2-U0-G3	B3-U0-G3	B3-U0-G4	B3-U0-G4	B3-U0-G4	B4-U0-G5	B4-U0-G5	B4-U0-G5
	Lumens per Watt	131	139	140	137	139	139	138	141	141
SL3	4000K Lumens	5,707	11,342	16,836	22,311	28,244	33,444	39,283	45,542	51,129
	BUG Rating	B1-U0-G2	B2-U0-G3	B2-U0-G3	B3-U0-G4	B3-U0-G4	B3-U0-G5	B3-U0-G5	B3-U0-G5	B3-U0-G5
	Lumens per Watt	130	138	139	136	138	138	137	140	140
SL4	4000K Lumens	5,636	11,201	16,627	22,034	27,893	33,028	38,794	44,976	50,493
	BUG Rating	B1-U0-G2	B1-U0-G3	B2-U0-G4	B2-U0-G4	B3-U0-G5	B3-U0-G5	B3-U0-G5	B3-U0-G5	B3-U0-G5
	Lumens per Watt	128	137	137	134	137	136	136	138	139
5NQ	4000K Lumens	6,009	11,942	17,727	23,492	29,739	35,214	41,362	47,953	53,835
	BUG Rating	B2-U0-G1	B3-U0-G1	B4-U0-G2	B4-U0-G2	B5-U0-G2	B5-U0-G2	B5-U0-G3	B5-U0-G3	B5-U0-G3
	Lumens per Watt	137	146	147	143	146	145	145	148	148
5MQ	4000K Lumens	6,039	12,001	17,816	23,609	29,887	35,389	41,568	48,191	54,103
	BUG Rating	B3-U0-G1	B4-U0-G2	B4-U0-G2	B5-U0-G3	B5-U0-G3	B5-U0-G4	B5-U0-G4	B5-U0-G4	B5-U0-G5
	Lumens per Watt	137	146	147	144	147	146	145	148	149
5WQ	4000K Lumens	6,026	11,976	17,778	23,559	29,824	35,315	41,480	48,090	53,989
	BUG Rating	B3-U0-G1	B4-U0-G2	B5-U0-G3	B5-U0-G3	B5-U0-G4	B5-U0-G4	B5-U0-G4	B5-U0-G5	B5-U0-G5
	Lumens per Watt	137	146	147	144	146	145	145	148	148
SLL/SLR	4000K Lumens	4,963	9,863	14,642	19,403	24,563	29,085	34,163	39,607	44,465
	BUG Rating	B1-U0-G2	B1-U0-G3	B2-U0-G3	B2-U0-G4	B3-U0-G4	B3-U0-G5	B3-U0-G5	B3-U0-G5	B3-U0-G5
	Lumens per Watt	113	120	121	118	120	120	119	122	122
RW	4000K Lumens	5,940	11,806	17,526	23,224	29,400	34,813	40,891	47,407	53,222
	BUG Rating	B3-U0-G1	B3-U0-G2	B4-U0-G2	B4-U0-G2	B5-U0-G3	B5-U0-G3	B5-U0-G3	B5-U0-G4	B5-U0-G4
	Lumens per Watt	135	144	145	142	144	143	143	146	146
AFL	4000K Lumens	5,814	11,555	17,153	22,730	28,775	34,073	40,021	46,398	52,090
	BUG Rating	B1-U0-G1	B2-U0-G1	B2-U0-G2	B2-U0-G2	B3-U0-G3	B3-U0-G3	B3-U0-G3	B3-U0-G3	B3-U0-G4
	Lumens per Watt	132	141	142	139	141	140	140	143	143

* Nominal data for 70 CRI. ** For additional performance data, please reference the Galleon Supplemental Performance Guide.





Job Name:
SPIRIT VALLEY BUSINESS PARK - 649
SPIRIT VALLEY CENTRAL DRIVE

Catalog Number:
GALN-SA1A-740-U-T4FT-WM-XX

Notes:

Type:

WP1

LAI24-308384

McGraw-Edison **GALN Galleon II**

Performance Table, Drive Current "C" (1050mA)

Number of Light Squares		1	2	3	4	5	6	7	8	9
Nominal Power (Watts)		57	108	160	213	269	321	377	429	481
Input Current @ 120V		0.478	0.905	1.338	1.810	2.244	2.675	3.150	3.584	4.013
Input Current @ 208V		0.279	0.532	0.780	1.064	1.313	1.559	1.845	2.093	2.339
Input Current @ 240V		0.243	0.458	0.664	0.916	1.123	1.328	1.582	1.788	1.991
Input Current @ 277V		0.213	0.404	0.582	0.808	0.997	1.164	1.401	1.589	1.745
Input Current @ 347V		0.164	0.322	0.471	0.644	0.795	0.943	1.117	1.269	1.414
Input Current @ 480V		0.121	0.235	0.341	0.469	0.579	0.681	0.814	0.923	1.022
Optics										
T1	4000K Lumens	7,101	14,113	20,950	27,763	35,146	41,616	48,882	56,671	63,623
	BUG Rating	B3-U0-G1	B3-U0-G2	B4-U0-G2	B4-U0-G2	B5-U0-G3	B5-U0-G3	B5-U0-G4	B5-U0-G4	B5-U0-G4
	Lumens per Watt	125	131	131	130	131	130	130	132	132
T2	4000K Lumens	7,154	14,219	21,107	27,970	35,408	41,927	49,247	57,094	64,098
	BUG Rating	B1-U0-G2	B2-U0-G2	B3-U0-G3	B3-U0-G4	B3-U0-G4	B3-U0-G5	B4-U0-G5	B4-U0-G5	B4-U0-G5
	Lumens per Watt	126	132	132	131	132	131	131	133	133
T2R	4000K Lumens	7,250	14,408	21,389	28,344	35,881	42,487	49,905	57,857	64,954
	BUG Rating	B1-U0-G1	B2-U0-G2	B2-U0-G3	B3-U0-G3	B3-U0-G4	B3-U0-G4	B3-U0-G5	B4-U0-G5	B4-U0-G5
	Lumens per Watt	127	133	134	133	133	132	132	135	135
T3	4000K Lumens	7,054	14,020	20,812	27,580	34,914	41,342	48,560	56,297	63,203
	BUG Rating	B1-U0-G2	B2-U0-G2	B3-U0-G3	B3-U0-G4	B3-U0-G4	B4-U0-G4	B4-U0-G5	B4-U0-G5	B4-U0-G5
	Lumens per Watt	124	130	130	129	130	129	129	131	131
T3R	4000K Lumens	7,280	14,468	21,477	28,461	36,029	42,663	50,111	58,096	65,222
	BUG Rating	B1-U0-G2	B2-U0-G3	B3-U0-G4	B3-U0-G4	B3-U0-G5	B3-U0-G5	B3-U0-G5	B4-U0-G5	B4-U0-G5
	Lumens per Watt	128	134	134	134	134	133	133	135	136
T4FT	4000K Lumens	7,098	14,107	20,941	27,751	35,130	41,598	48,860	56,646	63,594
	BUG Rating	B1-U0-G2	B2-U0-G3	B3-U0-G4	B3-U0-G4	B3-U0-G5	B3-U0-G5	B4-U0-G5	B4-U0-G5	B4-U0-G5
	Lumens per Watt	125	131	131	130	131	130	130	132	132
T4W	4000K Lumens	7,119	14,148	21,003	27,832	35,233	41,720	49,004	56,812	63,781
	BUG Rating	B1-U0-G2	B2-U0-G3	B3-U0-G4	B3-U0-G4	B3-U0-G5	B4-U0-G5	B4-U0-G5	B4-U0-G5	B4-U0-G5
	Lumens per Watt	125	131	131	131	131	130	130	132	133
SL2	4000K Lumens	7,101	14,112	20,949	27,761	35,144	41,614	48,879	56,668	63,619
	BUG Rating	B1-U0-G2	B2-U0-G3	B3-U0-G3	B3-U0-G4	B3-U0-G5	B4-U0-G5	B4-U0-G5	B4-U0-G5	B4-U0-G5
	Lumens per Watt	125	131	131	130	131	130	130	132	132
SL3	4000K Lumens	7,051	14,013	20,802	27,566	34,897	41,321	48,535	56,269	63,172
	BUG Rating	B1-U0-G2	B2-U0-G3	B2-U0-G4	B3-U0-G4	B3-U0-G5	B3-U0-G5	B3-U0-G5	B4-U0-G5	B4-U0-G5
	Lumens per Watt	124	130	130	129	130	129	129	131	131
SL4	4000K Lumens	6,963	13,839	20,543	27,223	34,463	40,808	47,932	55,569	62,386
	BUG Rating	B1-U0-G2	B2-U0-G3	B2-U0-G4	B3-U0-G5	B3-U0-G5	B3-U0-G5	B3-U0-G5	B3-U0-G5	B3-U0-G5
	Lumens per Watt	122	128	128	128	128	127	127	130	130
5NQ	4000K Lumens	7,424	14,755	21,903	29,025	36,743	43,508	51,104	59,247	66,515
	BUG Rating	B3-U0-G1	B3-U0-G2	B4-U0-G2	B5-U0-G2	B5-U0-G3	B5-U0-G3	B5-U0-G3	B5-U0-G4	B5-U0-G4
	Lumens per Watt	130	137	137	136	137	136	136	138	138
5MQ	4000K Lumens	7,461	14,828	22,012	29,169	36,926	43,725	51,359	59,542	66,846
	BUG Rating	B3-U0-G1	B4-U0-G2	B5-U0-G3	B5-U0-G3	B5-U0-G4	B5-U0-G4	B5-U0-G4	B5-U0-G5	B5-U0-G5
	Lumens per Watt	131	137	138	137	137	136	136	139	139
5WQ	4000K Lumens	7,445	14,797	21,966	29,108	36,849	43,633	51,250	59,417	66,705
	BUG Rating	B3-U0-G2	B4-U0-G2	B5-U0-G3	B5-U0-G4	B5-U0-G4	B5-U0-G5	B5-U0-G5	B5-U0-G5	B5-U0-G5
	Lumens per Watt	131	137	137	137	137	136	136	139	139
SLL/SLR	4000K Lumens	6,132	12,187	18,091	23,973	30,348	35,936	42,210	48,935	54,938
	BUG Rating	B1-U0-G2	B2-U0-G3	B2-U0-G3	B3-U0-G4	B3-U0-G5	B3-U0-G5	B3-U0-G5	B3-U0-G5	B3-U0-G5
	Lumens per Watt	108	113	113	113	113	112	112	114	114
RW	4000K Lumens	7,340	14,587	21,653	28,694	36,325	43,013	50,522	58,573	65,757
	BUG Rating	B3-U0-G1	B3-U0-G2	B4-U0-G2	B4-U0-G2	B5-U0-G3	B5-U0-G3	B5-U0-G4	B5-U0-G4	B5-U0-G4
	Lumens per Watt	129	135	135	135	135	134	134	137	137
AFL	4000K Lumens	7,183	14,276	21,193	28,084	35,552	42,098	49,448	57,327	64,359
	BUG Rating	B1-U0-G1	B2-U0-G2	B2-U0-G2	B3-U0-G2	B3-U0-G3	B3-U0-G3	B3-U0-G4	B3-U0-G4	B4-U0-G4
	Lumens per Watt	126	132	132	132	132	131	131	134	134

* Nominal data for 70 CRI. ** For additional performance data, please reference the Galleon Supplemental Performance Guide.





Job Name:
SPIRIT VALLEY BUSINESS PARK - 649
SPIRIT VALLEY CENTRAL DRIVE

Catalog Number:
GALN-SA1A-740-U-T4FT-WM-XX

Notes:

Type:

WP1

LAI24-308384

McGraw-Edison **GALN Galleon II**

Performance Table, Drive Current "D" (1200mA)

Number of Light Squares		1	2	3	4	5	6	7	8	9
Nominal Power (Watts)		65	125	184	245	309	368	433	493	552
Input Current @ 120V		0.546	1.041	1.535	2.082	2.578	3.070	3.619	4.114	4.605
Input Current @ 208V		0.318	0.610	0.893	1.219	1.504	1.786	2.113	2.397	2.679
Input Current @ 240V		0.276	0.523	0.758	1.046	1.282	1.516	1.806	2.041	2.274
Input Current @ 277V		0.241	0.460	0.662	0.920	1.133	1.325	1.593	1.807	1.987
Input Current @ 347V		0.187	0.370	0.543	0.740	0.915	1.085	1.285	1.459	1.628
Input Current @ 480V		0.138	0.269	0.391	0.537	0.663	0.782	0.932	1.057	1.173
Optics										
T1	4000K Lumens	7,814	15,529	23,053	30,549	38,672	45,793	53,787	62,358	70,007
	BUG Rating	B3-U0-G1	B4-U0-G2	B4-U0-G2	B5-U0-G3	B5-U0-G3	B5-U0-G4	B5-U0-G4	B5-U0-G4	B5-U0-G4
	Lumens per Watt	120	124	125	125	125	124	124	126	127
T2	4000K Lumens	7,872	15,645	23,225	30,777	38,962	46,135	54,189	62,824	70,530
	BUG Rating	B1-U0-G2	B2-U0-G3	B3-U0-G4	B3-U0-G4	B3-U0-G5	B3-U0-G5	B4-U0-G5	B4-U0-G5	B4-U0-G5
	Lumens per Watt	121	125	126	126	126	125	125	127	128
T2R	4000K Lumens	7,977	15,854	23,535	31,188	39,482	46,751	54,913	63,663	71,472
	BUG Rating	B1-U0-G2	B2-U0-G2	B3-U0-G3	B3-U0-G4	B3-U0-G4	B3-U0-G4	B4-U0-G5	B4-U0-G5	B4-U0-G5
	Lumens per Watt	123	127	128	127	128	127	127	129	129
T3	4000K Lumens	7,762	15,427	22,901	30,348	38,418	45,491	53,433	61,947	69,546
	BUG Rating	B2-U0-G2	B3-U0-G3	B3-U0-G3	B3-U0-G4	B4-U0-G4	B4-U0-G5	B4-U0-G5	B4-U0-G5	B4-U0-G5
	Lumens per Watt	119	123	124	124	124	124	123	126	126
T3R	4000K Lumens	8,010	15,920	23,632	31,317	39,645	46,944	55,139	63,925	71,767
	BUG Rating	B1-U0-G2	B2-U0-G3	B3-U0-G4	B3-U0-G4	B3-U0-G5	B3-U0-G5	B4-U0-G5	B4-U0-G5	B4-U0-G5
	Lumens per Watt	123	127	128	128	128	128	127	130	130
T4FT	4000K Lumens	7,810	15,522	23,043	30,535	38,655	45,772	53,763	62,330	69,976
	BUG Rating	B1-U0-G2	B2-U0-G3	B3-U0-G4	B3-U0-G4	B3-U0-G5	B4-U0-G5	B4-U0-G5	B4-U0-G5	B4-U0-G5
	Lumens per Watt	120	124	125	125	125	124	124	126	127
T4W	4000K Lumens	7,833	15,568	23,110	30,625	38,769	45,907	53,921	62,513	70,182
	BUG Rating	B2-U0-G2	B3-U0-G3	B3-U0-G4	B3-U0-G5	B4-U0-G5	B4-U0-G5	B4-U0-G5	B4-U0-G5	B4-U0-G5
	Lumens per Watt	121	125	126	125	125	125	125	127	127
SL2	4000K Lumens	7,813	15,528	23,052	30,547	38,670	45,790	53,784	62,354	70,003
	BUG Rating	B2-U0-G2	B3-U0-G3	B3-U0-G4	B3-U0-G4	B4-U0-G5	B4-U0-G5	B4-U0-G5	B4-U0-G5	B4-U0-G5
	Lumens per Watt	120	124	125	125	125	124	124	126	127
SL3	4000K Lumens	7,758	15,419	22,889	30,332	38,398	45,468	53,406	61,916	69,511
	BUG Rating	B1-U0-G2	B2-U0-G3	B3-U0-G4	B3-U0-G4	B3-U0-G5	B3-U0-G5	B3-U0-G5	B4-U0-G5	B4-U0-G5
	Lumens per Watt	119	123	124	124	124	124	123	126	126
SL4	4000K Lumens	7,662	15,228	22,605	29,955	37,921	44,903	52,742	61,146	68,646
	BUG Rating	B1-U0-G3	B2-U0-G3	B2-U0-G4	B3-U0-G5	B3-U0-G5	B3-U0-G5	B3-U0-G5	B3-U0-G5	B4-U0-G5
	Lumens per Watt	118	122	123	122	123	122	122	124	124
5NQ	4000K Lumens	8,169	16,235	24,101	31,938	40,431	47,874	56,232	65,193	73,190
	BUG Rating	B3-U0-G1	B3-U0-G2	B4-U0-G2	B5-U0-G2	B5-U0-G3	B5-U0-G3	B5-U0-G4	B5-U0-G4	B5-U0-G4
	Lumens per Watt	126	130	131	130	131	130	130	132	133
5MQ	4000K Lumens	8,210	16,316	24,221	32,097	40,632	48,113	56,512	65,517	73,554
	BUG Rating	B3-U0-G2	B4-U0-G2	B5-U0-G3	B5-U0-G3	B5-U0-G4	B5-U0-G4	B5-U0-G5	B5-U0-G5	B5-U0-G5
	Lumens per Watt	126	131	132	131	131	131	131	133	133
5WQ	4000K Lumens	8,192	16,282	24,170	32,029	40,546	48,011	56,393	65,379	73,399
	BUG Rating	B3-U0-G2	B4-U0-G2	B5-U0-G3	B5-U0-G4	B5-U0-G4	B5-U0-G5	B5-U0-G5	B5-U0-G5	B5-U0-G5
	Lumens per Watt	126	130	131	131	131	130	130	133	133
SLL/SLR	4000K Lumens	6,747	13,410	19,906	26,379	33,394	39,542	46,445	53,846	60,451
	BUG Rating	B1-U0-G2	B2-U0-G3	B2-U0-G4	B3-U0-G4	B3-U0-G5	B3-U0-G5	B3-U0-G5	B3-U0-G5	B4-U0-G5
	Lumens per Watt	104	107	108	108	108	107	107	109	110
RW	4000K Lumens	8,076	16,050	23,826	31,574	39,970	47,329	55,592	64,450	72,356
	BUG Rating	B3-U0-G1	B4-U0-G2	B4-U0-G2	B5-U0-G3	B5-U0-G3	B5-U0-G4	B5-U0-G4	B5-U0-G4	B5-U0-G5
	Lumens per Watt	124	128	129	129	129	129	128	131	131
AFL	4000K Lumens	7,904	15,709	23,320	30,902	39,120	46,323	54,410	63,079	70,817
	BUG Rating	B1-U0-G1	B2-U0-G2	B3-U0-G2	B3-U0-G3	B3-U0-G3	B3-U0-G3	B3-U0-G4	B4-U0-G4	B4-U0-G4
	Lumens per Watt	122	126	127	126	127	126	126	128	128

* Nominal data for 70 CRI. ** For additional performance data, please reference the Galleon Supplemental Performance Guide.





Job Name:
SPIRIT VALLEY BUSINESS PARK - 649
SPIRIT VALLEY CENTRAL DRIVE

Catalog Number:
GALN-SA1A-740-U-T4FT-WM-XX

Type:
WP1

Notes:

LAI24-308384

McGraw-Edison **GALN Galleon II**

Control Options

0-10V (DIM)

This fixture is offered standard with 0-10V dimming driver(s). The DIM option provides 0-10V dimming wire leads for use with a lighting control panel or other control method.

Photocontrol (BPC, PR and PR7)

Optional button-type photocontrol (BPC) and photocontrol receptacles (PR and PR7) provide a flexible solution to enable "dusk-to-dawn" lighting by sensing light levels. Advanced control systems compatible with NEMA 7-pin standards can be utilized with the PR7 receptacle.

After Hours Dim (AHD)

This feature allows photocontrol-enabled luminaires to achieve additional energy savings by dimming during scheduled portions of the night. The dimming profile will automatically take effect after a "dusk-to-dawn" period has been calculated from the photocontrol input. Specify the desired dimming profile for a simple, factory-shipped dimming solution requiring no external control wiring. Reference the After Hours Dim supplemental guide for additional information.

Dimming Occupancy Sensor (SPB and MS/DIM-LXX)

These passive infrared (PIR) sensors are factory installed in the luminaire housing. When the SPB (FSP-321 or FSP-311) or MS/DIM (FSP-211) sensor options are selected, the occupancy sensor is connected to a dimming driver and the luminaire dims when no motion is detected. After a set period of time, the luminaire turns off, and when motion is detected, the luminaire returns to full light output. Both sensors are factory preset to dim down to approximately 10% power with a time delay of five minutes. The MS/DIM sensor requires the FSIR-100 programming tool to adjust factory defaults. The SPB sensor default parameters are listed in the table below and can be configured utilizing the Sensor Configuration mobile application for iOS and Android devices. The SPB/X is configured to control only the specified number of light squares (See SPB/X Availability Table below.) An integral photocontrol can be activated with the app for "dusk-to-dawn" control or daylight harvesting - the factory default is off. Four sensor colors are available; Bronze, Black, Gray and White, and are automatically selected based on the luminaire finish as indicated by the table below.

Default Program Settings (Out of the Box Functionality)

SPB sensor finish matched to luminaire finish		
Luminaire Finish		SPB Sensor Finish*
WH	White	White
BK	Black	Black
GM	Graphite Metallic	Black
BZ	Bronze	Bronze
AP	Gray	Gray
DP	Dark Platinum	Gray

*SPB bezel color automatically selected based on luminaire finish

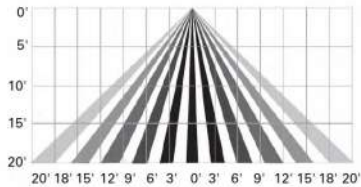
SPB/X Availability Table	
Fixture Square Count	Available SPB/X Square Count
1	Not Available
2	Not Available
3	Not Available
4	2
5	2 or 3
6	3
7	2, 3, 4 or 5
8	2, 3, 5 or 6
9	3 or 6

Occupancy Sensor				
Setting	MS/DIM	SPB	WaveLinX Lite (WOF / WOB)	WaveLinX (SWPD)
High Mode %	100%	100%	100%	100%
Low Mode %	10%	10%	50%	50%
Time Delay	5 min	5 min	15 min	15 min
Cut Off Delay	1 hr	1 hr	Disabled	Disabled
PhotoCell Enabled	No	No	Yes	Yes

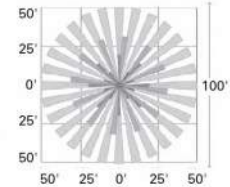
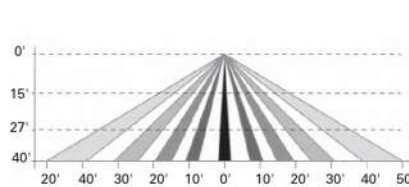
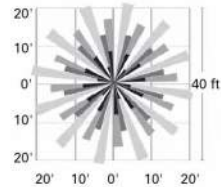
WaveLinX Wireless Control and Monitoring System

Operates on a wireless mesh network based on IEEE 802.15.4 standards enabling wireless control of outdoor lighting. WaveLinX and WaveLinX Lite sensors utilize the Zhaga Book 18 compliant 4-PIN receptacle (ZD or ZW), while the WOLC control module utilizes a 7-PIN receptacle. ZW option provides 4-PIN receptacle and control module to enable future installation of WaveLinX sensors. ZD option provides 4-PIN receptacle and sensor-ready (SR) driver to enable future installation of WaveLinX sensors, power monitoring, and advanced functionality. WaveLinX (SWPD4 to SWPD5) outdoor wireless sensors offer passive infrared (PIR) occupancy and photocell for closed loop daylight harvesting, and can be factory or field-installed. Sensors are factory preset to dim down to 50% after 15 minutes of no motion detected. Two lens options are available for mounting heights of 7' to 40'. Use the WaveLinX mobile application for set-up and configuration. At least one Wireless Area Controller (WAC) is required for full functionality and remote communication (including adjustment of any factory pre-sets). WaveLinX Lite (WOF and WOB) outdoor wireless sensors provide PIR occupancy and photocell for closed loop daylight harvesting, and can be factory or field-installed. Sensors are factory preset to dim down to 50% after 15 minutes of no motion detected. Two lens options are available for mounting heights of 7' to 40'. Use the WaveLinX Lite mobile application for set-up and configuration. WAC not required. WaveLinX Outdoor Control Module (WOLC-7P-10A) accessory provides a photocontrol enabling astronomic or time-based schedules to provide ON, OFF and dimming control of fixtures utilizing a 7-PIN receptacle. The out-of-box functionality is ON at dusk and OFF at dawn.

For mounting heights up to 15' (SWPD4 and WOB)



For mounting heights up to 40' (SWPD5 and WOF)



LumenSafe Integrated Network Security Camera (LD)

Cooper Lighting Solutions brings ease of camera deployment to a whole new level. No additional wiring is needed beyond providing line power to the luminaire. A variety of networking options allows security integrators to design the optimal solution for active surveillance. As the ideal solution to meet the needs for active surveillance, the LumenSafe integrated network camera is a streamlined, outdoor-ready fixed dome that provides HDTV 1080p video. This IP camera is optimally designed for deployment in the video management system or security software platform of choice.

Synapse (DIM10)

SimplySNAP integrated wireless controls system by Synapse. Includes factory installed DIM10 Synapse control module and FSP-201 motion sensor; requires additional Synapse system components for operation. Contact Synapse at www.synapsewireless.com for product support, warranty and terms and conditions.



Cooper Lighting Solutions
1121 Highway 74 South
Peachtree City, GA 30269
P: 770-486-4800
www.cooperlighting.com

© 2023 Cooper Lighting Solutions
All Rights Reserved.
Specifications and dimensions
subject to change without notice.



Job Name:
SPIRIT VALLEY BUSINESS PARK - 649
SPIRIT VALLEY CENTRAL DRIVE

Catalog Number:
GALN-SA1A-740-U-SL2-WM-XX

Notes:

Type:
WP2

LAI24-308384

Project		Catalog #		Type	
Prepared by		Notes		Date	



McGraw-Edison

GALN Galleon II

Area / Site Luminaire

Product Features



Interactive Menu

- Ordering Information [page 2](#)
- Mounting Details [page 3](#)
- Optical Distributions [page 5](#)
- Product Specifications [page 5](#)
- Energy and Performance Data [page 6](#)
- Control Options [page 11](#)

Product Certifications



Quick Facts

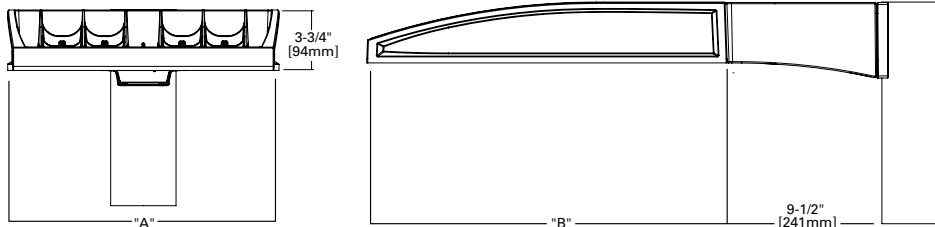
- Lumen packages range from 3,300 - 73,500 (33W - 552W)
- 17 optical distributions
- Efficacy up to 159 lumens per watt

Connected Systems

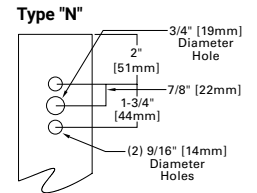
- WaveLinx Lite
- WaveLinx

Dimensional Details

Standard Pole Mount Arm



Pole Drilling Pattern



Number of Light Squares	Width "A"	Housing Length "B"	Weight with Standard or QM Arm	EPA with Standard or QM Arm
1-4	16"	22"	29 lb	0.95
5-6	22"	22"	39 lb	0.95
7-9	22"	28-1/8"	48 lb	1.1

NOTES:
For arm selection requirements and additional line art, see Mounting Details section.

NOTES:
1. Visit <https://www.designlights.org/search/> to confirm qualification. Not all product variations are DLC qualified.
2. IDA Certified (3000K CCT and warmer only, fixed mounting options)





Job Name:
SPIRIT VALLEY BUSINESS PARK - 649
SPIRIT VALLEY CENTRAL DRIVE

Catalog Number:
GALN-SA1A-740-U-SL2-WM-XX

Type:
WP2

Notes:

LAI24-308384

McGraw-Edison

GALN Galleon II

Ordering Information

SAMPLE NUMBER: **GALN-SA4C-740-U-T4FT-GM**

Product Family 1,2	Light Engine		Color Temperature	Voltage	Distribution	Mounting	Finish
	Configuration	Drive Current					
GALN=Galleon II BAA-GALN=Galleon II Buy American Act Compliant 27 TAA-GALN=Galleon II Trade Agreements Act Compliant 27	SA1=1 Square SA2=2 Squares SA3=3 Squares SA4=4 Squares SA5=5 Squares SA6=6 Squares SA7=7 Squares SA8=8 Squares SA9=9 Squares	A=600mA B=800mA C=1000mA D=1200mA 4,17 Z=Configured 23	722=70CRI, 2200K 727=70CRI, 2700K 730=70CRI, 3000K 735=70CRI, 3500K 740=70CRI, 4000K 750=70CRI, 5000K 760=70CRI, 6000K 827=80CRI, 2700K 830=80CRI, 3000K 835=80CRI, 3500K 840=80CRI, 4000K 930=90CRI, 3000K 935=90CRI, 3500K 940=90CRI, 4000K 950=90CRI, 5000K AMB=Amber, 590nm 15, 17	U=120-277V H=347V-480V 7, 30 1=120V 2=208V 3=240V 4=277V 8=480V 7, 30 9=347V 7 DV=277V-480V DuraVolt Drivers 29, 30, 31	T1=Type I T2=Type II T2R=Type II Roadway T3=Type III T3R=Type III Roadway T4FT=Type IV Forward Throw T4W=Type IV Wide 5NQ=Type V Narrow 5MQ=Type V Square Medium 5WQ=Type V Square Wide SL2=Type II w/Spill Control SL3=Type III w/Spill Control SL4=Type IV w/Spill Control SLL=90° Spill Light Eliminator Left SLR=90° Spill Light Eliminator Right RW=Rectangular Wide Type I AFL=Automotive Frontline	[Blank]=Standard Pole Mount Arm QU=Quick Mount Universal Arm QM=Pole Mount Arm with Quick Mount Adaptor PA=Pole Mount, Adjustable SP=3" Slipfitter, Adjustable 4 SP2=2-3/8" Slipfitter, Adjustable 4 QMA=Quick Mount Mast Arm, Fixed MA=Mast Arm, Fixed WM=Wall Mount, Fixed WA=Wall Mount, Adjustable UP=Upswept Arm	AP=Grey BZ=Bronze BK=Black DP=Dark Platinum GM=Graphite Metallic WH=White RALXX=Custom Color
Options (Add as Suffix)		Controls and Systems Options (Add as Suffix)			Accessories (Order Separately) 28		
<p>DIM=External 0-10V Dimming Leads 20 F=Single Fuse (120, 277 or 347V Specify Voltage) FF=Double Fuse (208, 240 or 480V Specify Voltage) 20K=20KV UL 1449 fused surge protective device 19 2L=Two Circuits 18 HA=50°C High Ambient HSS=Installed House Side Shield 18 GRSBK=Glare Reducing Shield, Black 23 GRSWH=Glare Reducing Shield, White 23 LCF=Light Square Trim Painted to Match Housing 24 TH=Tool-less Door Hardware 5 CC=Coastal Construction finish 3 L90=Optics Rotated 90° Left R90=Optics Rotated 90° Right AHD145=After Hours Dim, 5 Hours 22 AHD245=After Hours Dim, 6 Hours 22 AHD255=After Hours Dim, 7 Hours 22 AHD355=After Hours Dim, 8 Hours 22 DALI=DALI Drivers</p>		<p>BPC=Button Type Photocontrol. Must specify voltage 120V, 208V, 240V or 277V. 6 PR=NEMA 3-PIN Photocontrol Receptacle PR7=NEMA 7-PIN Photocontrol Receptacle 21 FADC=Field Adjustable Dimming Controller 22 PSC=Photocontrol Shorting Cap SPB2=Dimming Motion Sensor, 9'-20' mounting 24 SPB4=Dimming Motion Sensor, 21'-40' mounting 24 SPB2/X=Dimming Motion Sensor, limited square count, 9'-20' mounting 24 SPB4/X=Dimming Motion Sensor, limited square count, 21'-40' mounting 24 MS/DIM-L20=Motion Sensor for Dimming Operation, 9'-20' Mounting 34 MS/DIM-L40=Motion Sensor for Dimming Operation, 21'-40' Mounting 34 ZW=WaveLinX-enabled 4-PIN Twistlock Receptacle 19 ZD=SR Driver-enabled 4-PIN Twistlock Receptacle 19 ZW-WOBXX=WaveLinX Lite, Dimming Motion and Daylight, Bluetooth Programmable, 7' - 15' Mounting 19,12 ZW-WOFXX=WaveLinX Lite, Dimming Motion and Daylight, Bluetooth Programmable, 15' - 40' Mounting 19,12 ZD-WOBXX=WaveLinX Lite, SR Driver, Dimming Motion and Daylight, Bluetooth Programmable, 7' - 15' Mounting 19,12 ZD-WOFXX=WaveLinX Lite, SR Driver, Dimming Motion and Daylight, Bluetooth Programmable, 15' - 40' Mounting 19,12 ZW-SWPD4XX=WaveLinX Pro, Dimming Motion and Daylight, WAC Programmable, 7' - 15' Mounting 19,12,13 ZW-SWPD5XX=WaveLinX Pro, Dimming Motion and Daylight, WAC Programmable, 15' - 40' Mounting 19,12,13 ZD-SWPD4XX=WaveLinX Pro, SR Driver, Dimming Motion and Daylight, WAC Programmable, 7' - 15' Mounting 19,12,13 ZD-SWPD5XX=WaveLinX Pro, SR Driver, Dimming Motion and Daylight, WAC Programmable, 15' - 40' Mounting 19,12,13 DIM10-L20=Synapse Occupancy Sensor (9'-20' Mounting) 19 DIM10-L40=Synapse Occupancy Sensor (21'-40' Mounting) 19</p>			<p>QA/RA1016=NEMA Photocontrol Multi-Tap - 105-285V QA/RA1027=NEMA Photocontrol - 480V QA/RA1201=NEMA Photocontrol - 347V QA/RA1013=Photocontrol Shorting Cap QA/RA1014=120V Photocontrol MA1252=10kV Surge Module Replacement MA1036-XX=Single Tenon Adapter for 2-3/8" O.D. Tenon MA1037-XX=2@180° Tenon Adapter for 2-3/8" O.D. Tenon MA1197-XX=3@120° Tenon Adapter for 2-3/8" O.D. Tenon MA1188-XX=4@90° Tenon Adapter for 2-3/8" O.D. Tenon MA1189-XX=2@90° Tenon Adapter for 2-3/8" O.D. Tenon MA1190-XX=3@90° Tenon Adapter for 2-3/8" O.D. Tenon MA1191-XX=2@120° Tenon Adapter for 2-3/8" O.D. Tenon MA1038-XX=Single Tenon Adapter for 3-1/2" O.D. Tenon MA1039-XX=2@180° Tenon Adapter for 3-1/2" O.D. Tenon MA1192-XX=3@120° Tenon Adapter for 3-1/2" O.D. Tenon MA1193-XX=4@90° Tenon Adapter for 3-1/2" O.D. Tenon MA1194-XX=2@90° Tenon Adapter for 3-1/2" O.D. Tenon MA1195-XX=3@90° Tenon Adapter for 3-1/2" O.D. Tenon SRA238=Adapter kit for mounting 3" SP arm to 2-3/8" O.D. vertical tenon FSIR-100=Wireless Configuration Tool for MS/DIM 34 LS/HSS=Field Installed House Side Shield 9,18 LS/GRSBK-2PK=Glare Reducing Shield, Black 9,23 LS/GRSWH-2PK=Glare Reducing Shield, White 9,23 LS/PFS=Perimeter Shield, Black 18 WOLC-7P-10A=WaveLinX Outdoor Control Module 11,19 WOB-XX=WaveLinX Lite Sensor, Dimming Motion and Daylight, Bluetooth Programmable, 7' - 15' Mounting 12,14,19 WOF-XX=WaveLinX Lite Sensor, Dimming Motion and Daylight, Bluetooth Programmable, 15' - 40' Mounting 12,14,19 SWPD4-XX=WaveLinX Sensor, Dimming Motion and Daylight, WAC Programmable, 7' - 15' Mounting 12,13,14,19 SWPD5-XX=WaveLinX Sensor, Dimming Motion and Daylight, WAC Programmable, 15' - 40' Mounting 12,13,14,19</p>		

NOTES:

- Customer is responsible for engineering analysis to confirm pole and fixture compatibility for all applications. Refer to our white paper WP513001EN for additional support information.
- DesignLights Consortium® Qualified. Refer to www.designlights.org Qualified Products List under Family Models for details.
- Coastal construction finish salt spray tested to over 5,000-hours per ASTM B117, with a scribe rating of 9 per ASTM D1654. Not available with TH option.
- Drive current 1200mA not available with color temperatures 722, 727, 827, 830 or 930 when the HSS option is selected.
- TH option not 3G rated. Not available with Coastal Construction (CC) option.
- Not available with voltage options H, 8 or 9.
- Requires the use of an internal step down transformer when combined with sensor options. Not available in combination with the HA high ambient and sensor options at 1A.
- SP arm limited to 3" O.D. vertical tenon. SP2 limited to 2-3/8" O.D. vertical tenon.
- One required for each Light Square.
- 2L is not available with SPB at 347V or 480V. Not available with WaveLinX or Enlightened sensors, or 20KV surge option.
- Requires PR7.
- Replace XX with sensor color (WH, BZ or BK.)
- WAC Gateway required to enable field-configurability: Order WAC-PoE and WPOE-120 (10V to PoE injector) power supply if needed. WAC not required for LC Bluetooth sensors.
- Requires ZW or ZD receptacle.
- Narrow-band 590nm +/- 5nm for wildlife and observatory use. Choose drive current A; supplied at 500mA drive current only. Exact luminaire wattage available in IES files. Available with 5WQ, 5MQ, SL2, SL3 and SL4 distributions. Can be used with HSS option.
- Set of 4 pcs. One set required per Light Square.
- Not available with HA option.
- Not for use with T1, 5NQ, 5MQ, 5WQ or RW optics.
- Cannot be used with other control options.
- Low voltage control lead brought out 18" outside fixture. Not available with DALI or integrated controls options
- Not available if any SPB, LWR, or WaveLinX sensor is selected. Motion sensor has an integral photocell.
- Requires the use of BPC photocontrol or the PR7 or PR photocontrol receptacle with photocontrol accessory.
- Not for use with T1, T4FT, T4W or SL4 optics.
- Sensor configuration mobile application required for configuration. See controls page for details.
- Replace X with number of Light Squares controlled by the SPB, referencing the "SPB/X Availability Table" on the controls page.
- Not available with HSS, GRSWH or GRSBK.
- Only product configurations with these designated prefixes are built to be compliant with the Buy American Act of 1933 (BAA) or Trade Agreements Act of 1979 (TAA), respectively. Please refer to [DOMESTIC PREFERENCES](http://www.domesticpreferences.com) website for more information. Components shipped separately may be separately analyzed under domestic preference requirements.
- For BAA or TAA requirements, Accessories sold separately will be separately analyzed under domestic preference requirements. Consult factory for further information.
- DuraVolt drivers feature added protection from power quality issues such as loss of neutral, transients and voltage fluctuations. Visit www.signify.com/duravolt for more information.
- 300V not to be used with ungrounded or impedance grounded systems.
- Not available in 1 square configuration at 800mA or below. Not available with any control option except SPB.
- Cannot be used with PR7 or other motion response control options.
- Use GALN Product Configurator to specify lumen output, drive current and wattage. Not available with AMB.
- Uses the FSP-211 motion sensor. The FSIR-100 configuration tool is required to adjust parameters including high and low modes, sensitivity, time delay, cutoff and more. Consult your lighting representative at Cooper Lighting Solutions for more information.

LumenSafe Integrated Network Security Camera Technology Options (Add as Suffix)

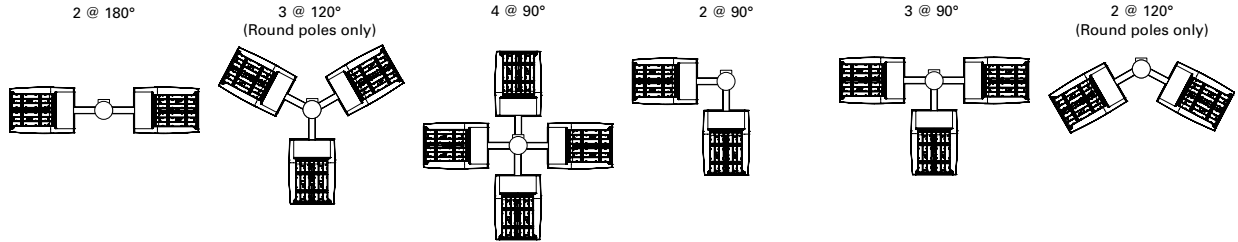
Product Family	Camera Type	Data Backhaul
L=LumenSafe Technology 	D=Standard Dome Camera H=Hi-Res Dome Camera Z=Remote PTZ Camera	C=Cellular, No SIM A=Cellular, AT&T V=Cellular, Verizon S=Cellular, Sprint R=Cellular, Rogers W=Wi-Fi Networking w/ Omni-Directional Antenna E=Ethernet Networking



McGraw-Edison **GALN Galleon II**

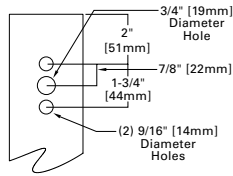
Mounting Details

Pole Configuration Options

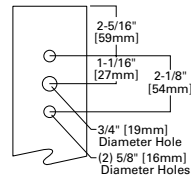


Pole Drilling Patterns

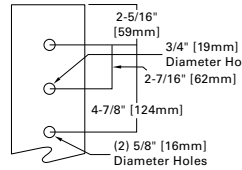
Type "N"



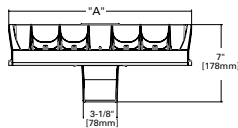
Type "R"



Type "M"

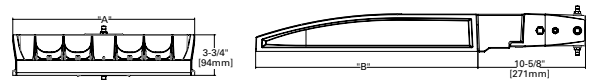


Quick Mount Universal Arm (QU)



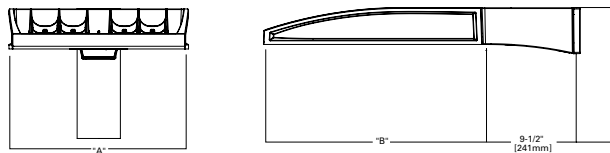
*NOTE: Universal bolt pattern compatible with Type N through Type M drilling patterns

Quick Mount Mast Arm (QMA)



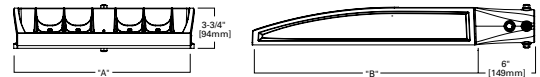
*NOTE: Fits 2-3/8" O.D. tenon

Pole Mount Arm with Quick Mount Adaptor (QM)



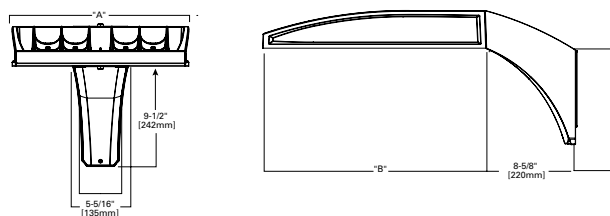
*NOTE: Use Type N drilling pattern

Mast Arm, Fixed (MA)



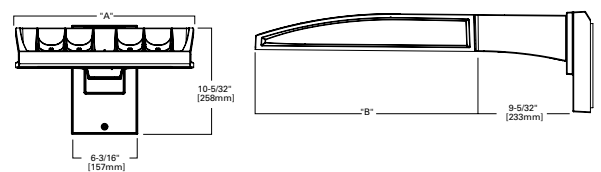
*NOTE: Fits 2-3/8" O.D. tenon

Upswept Arm (UP)



*NOTE: Universal bolt pattern compatible with Type N through Type M drilling patterns

Wall Mount, Fixed (WM)





Job Name:
SPIRIT VALLEY BUSINESS PARK - 649
SPIRIT VALLEY CENTRAL DRIVE

Catalog Number:
GALN-SA1A-740-U-SL2-WM-XX

Notes:

Type:

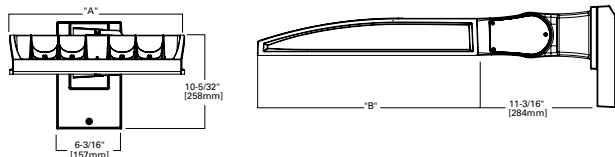
WP2

LAI24-308384

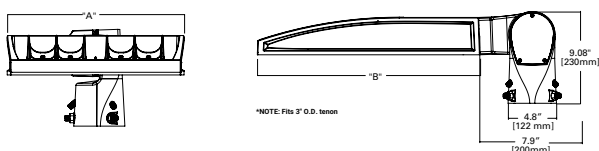
McGraw-Edison **GALN Galleon II**

Mounting Details

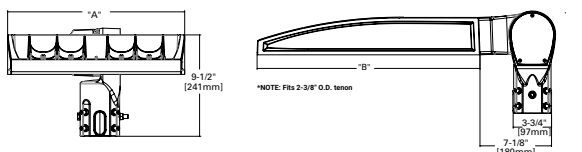
Wall Mount, Adjustable (WA)



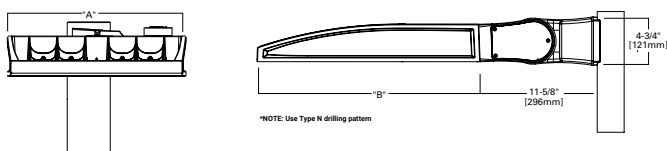
3\"/>



2-3/8\"/>

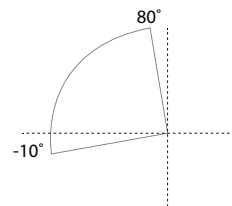


Pole Mount, Adjustable Arm (PA)



Adjustable Arm Range of Motion

- Includes WA, SP, SP2 and PA mounting options
- Adjustable in increments of 5°
- Must maintain downward facing orientation



Fixture Weights and EPAs

Tilt Angle (Degrees)	Number of Light Squares	Weight	1 @ 90°	2 @ 180°	2 @ 90°	2 @ 120°	3 @ 90°	3 @ 120°	4 @ 90°
0°	1-4	33.5 lb (15.2 kg)	0.85	1.70	1.46	1.66	2.31	2.25	2.35
	5-6	43.5 lb (19.7 kg)	0.86	1.71	1.62	1.80	2.49	2.35	2.50
	7-9	52.5 lb (23.8 kg)	0.98	1.95	1.75	1.98	2.73	2.55	2.76
15°	1-4	33.5 lb (15.2 kg)	1.10	1.71	1.95	2.26	2.81	3.30	2.87
	5-6	43.5 lb (19.7 kg)	1.42	1.71	2.27	2.72	3.13	3.63	3.15
	7-9	52.5 lb (23.8 kg)	1.69	1.96	2.67	3.22	3.65	4.38	3.72
30°	1-4	33.5 lb (15.2 kg)	1.72	1.81	2.58	3.21	3.44	4.59	3.53
	5-6	43.5 lb (19.7 kg)	2.26	2.29	3.11	4.00	3.97	5.27	4.00
	7-9	52.5 lb (23.8 kg)	2.75	2.85	3.73	4.83	4.71	6.45	4.81
45°	1-4	33.5 lb (15.2 kg)	2.25	2.36	3.10	4.00	3.96	5.63	4.08
	5-6	43.5 lb (19.7 kg)	2.96	2.99	3.81	5.06	4.67	6.49	4.71
	7-9	52.5 lb (23.8 kg)	3.63	3.76	3.73	6.17	5.59	8.03	5.73
60°	1-4	33.5 lb (15.2 kg)	2.63	2.77	3.49	4.58	4.34	6.21	4.48
	5-6	43.5 lb (19.7 kg)	3.46	3.51	4.32	5.84	5.19	7.01	5.22
	7-9	52.5 lb (23.8 kg)	4.27	4.44	5.25	7.15	6.23	8.80	6.40





Job Name:
SPIRIT VALLEY BUSINESS PARK - 649
SPIRIT VALLEY CENTRAL DRIVE

Catalog Number:
GALN-SA1A-740-U-SL2-WM-XX

Notes:

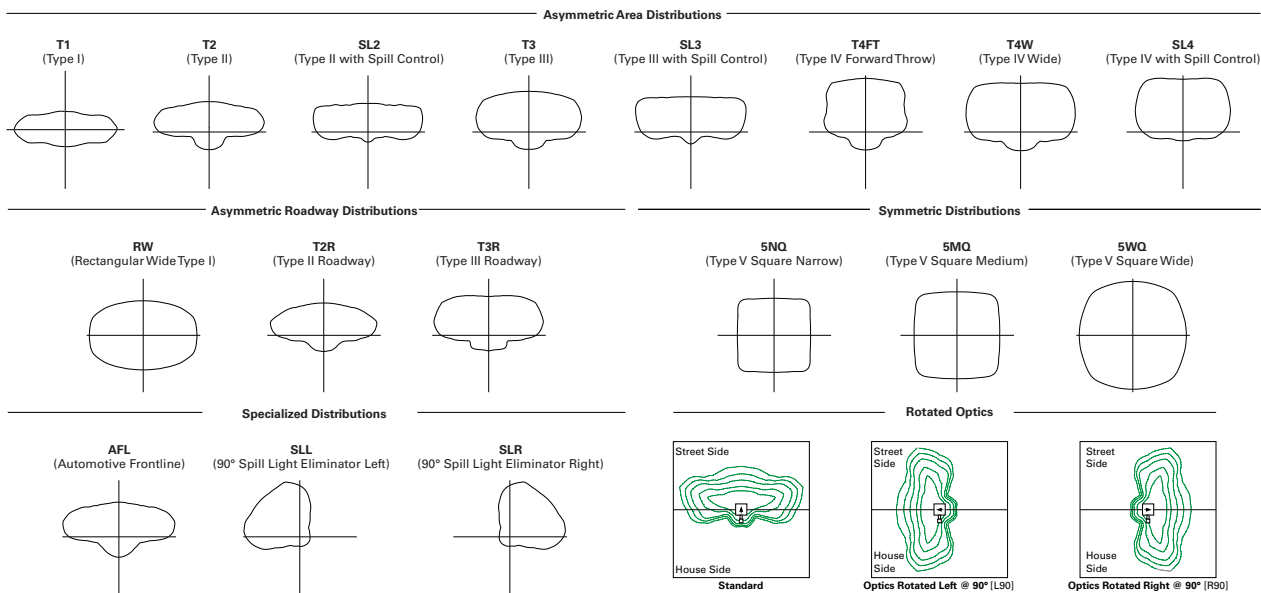
Type:

WP2

LAI24-308384

McGraw-Edison **GALN Galleon II**

Optical Distributions



Product Specifications

Construction

- Die-cast aluminum housing and heat sink
- Three housing sizes, using 1 to 9 light squares

Optics

- High-efficiency injection-molded AccuLED Optics technology
- 17 optical distributions for area site and roadway applications
- 3 shielding options include HSS, GRS and PFS
- IDA Certified (3000K CCT and warmer only, fixed mounting options)

Electrical

- Removable power tray assembly includes drivers, surge modules and control modules for ease of maintenance and serviceability
- Standard with 0-10V dimming
- Standard with 10kV surge module, optional 20kV surge module

- Suitable for operation in -40°C to 40°C ambient environments. Optional 50°C high ambient (HA) configuration

Mounting

- Arms are factory installed, enabling closed-housing installation
- All arms suitable for round or square pole installation
- All arms provide clearance for multiple fixture installations at 90°

Finish

- 6 standard finishes use super durable TGIC polyester powder coat paint, providing 2.5 mil nominal thickness and salt-spray tested to 3,000 hours per ASTM B117
- RAL and custom color matches available
- Coastal Construction (CC) option salt-spray tested to 5,000 hours per ASTM B117, achieving a scribe rating of 9 per ASTM D1654

Typical Applications

- Outdoor, Parking Lots, Walkways, Roadways, Building Areas

Warranty

- Five year limited warranty



Job Name:
SPIRIT VALLEY BUSINESS PARK - 649
SPIRIT VALLEY CENTRAL DRIVE

Catalog Number:
GALN-SA1A-740-U-SL2-WM-XX

Notes:

Type:

WP2

LAI24-308384

McGraw-Edison**GALN Galleon II****Energy and Performance Data****Lumen Maintenance (TM-21)**

Drive Current	Ambient Temperature	25,000 hours*	50,000 hours*	60,000 hours*	100,000 hours**	Theoretical L70 hours**
Up to 1A	25°C	99.4%	99.0%	98.9%	98.3%	> 2.4M
	40°C	98.7%	98.3%	98.1%	97.4%	> 1.9M
	50°C	98.2%	97.2%	96.8%	95.2%	> 851,000
1.2A	25°C	99.4%	99.0%	98.9%	98.3%	> 2.4M
	40°C	98.5%	97.9%	97.7%	96.7%	> 1.3M

Lumen Multiplier

Ambient Temperature	Lumen Multiplier
0°C	1.02
10°C	1.01
25°C	1.00
40°C	0.99
50°C	0.97

* Supported by IES TM-21 standards

** Theoretical values represent estimations commonly used; however, refer to the IES position on LED Product Lifetime Prediction, IES PS-10-18, explaining proper use of IES TM-21 and LM-80.

FADC Settings

SA1-SA3 (A, B, C, D Drive Current)

FADC Position	Percent of Typical Lumen Output
1	25%
2	48%
3	56%
4	65%
5	75%
6	80%
7	85%
8	90%
9	95%
10	100%

FADC Settings

SA4-SA6 (A, B, C, D Drive Current)

FADC Position	Percent of Typical Lumen Output
1	14%
2	25%
3	32%
4	43%
5	49%
6	57%
7	65%
8	72%
9	80%
10	100%

FADC Settings

SA7-SA9 (A, B, C, D Drive Current)

FADC Position	Percent of Typical Lumen Output
1	19%
2	38%
3	47%
4	63%
5	74%
6	85%
7	95%
8	97%
9	100%
10	100%



Job Name:
SPIRIT VALLEY BUSINESS PARK - 649
SPIRIT VALLEY CENTRAL DRIVE

Catalog Number:
GALN-SA1A-740-U-SL2-WM-XX

Notes:

Type:
WP2

LAI24-308384

McGraw-Edison **GALN Galleon II**

Performance Table, Drive Current "A" (615mA)

Number of Light Squares		1	2	3	4	5	6	7	8	9
Nominal Power (Watts)		33	63	93	121	154	182	215	244	274
Input Current @ 120V		0.283	0.529	0.778	1.058	1.310	1.556	1.839	2.089	2.335
Input Current @ 208V		0.165	0.309	0.460	0.618	0.771	0.919	1.082	1.240	1.379
Input Current @ 240V		0.143	0.270	0.398	0.540	0.671	0.796	0.944	1.078	1.194
Input Current @ 277V		0.125	0.237	0.352	0.473	0.581	0.705	0.818	0.962	1.057
Input Current @ 347V		0.098	0.181	0.272	0.362	0.454	0.544	0.636	0.738	0.816
Input Current @ 480V		0.073	0.133	0.200	0.267	0.335	0.400	0.470	0.554	0.600
Optics										
T1	4000K Lumens	4,619	9,180	13,628	18,059	22,861	27,070	31,796	36,863	41,385
	BUG Rating	B2-U0-G1	B3-U0-G1	B3-U0-G2	B4-U0-G2	B4-U0-G2	B4-U0-G2	B5-U0-G3	B5-U0-G3	B5-U0-G3
	Lumens per Watt	140	146	147	149	148	149	148	151	151
T2	4000K Lumens	4,654	9,249	13,730	18,194	23,032	27,273	32,034	37,138	41,694
	BUG Rating	B1-U0-G1	B1-U0-G2	B2-U0-G2	B2-U0-G3	B3-U0-G4	B3-U0-G4	B3-U0-G4	B3-U0-G5	B3-U0-G5
	Lumens per Watt	141	147	148	150	150	150	149	152	152
T2R	4000K Lumens	4,716	9,372	13,913	18,437	23,340	27,637	32,462	37,634	42,251
	BUG Rating	B1-U0-G1	B1-U0-G2	B2-U0-G2	B2-U0-G2	B3-U0-G3	B3-U0-G3	B3-U0-G4	B3-U0-G4	B3-U0-G4
	Lumens per Watt	143	149	150	152	152	152	151	154	154
T3	4000K Lumens	4,589	9,120	13,538	17,940	22,711	26,892	31,587	36,220	41,112
	BUG Rating	B1-U0-G1	B2-U0-G2	B2-U0-G2	B3-U0-G3	B3-U0-G3	B3-U0-G4	B3-U0-G4	B3-U0-G4	B4-U0-G4
	Lumens per Watt	139	145	146	148	147	148	147	150	150
T3R	4000K Lumens	4,735	9,411	13,970	18,513	23,436	27,751	32,596	37,790	42,425
	BUG Rating	B1-U0-G1	B1-U0-G2	B2-U0-G3	B2-U0-G3	B3-U0-G4	B3-U0-G4	B3-U0-G4	B3-U0-G5	B3-U0-G5
	Lumens per Watt	143	149	150	153	152	152	152	155	155
T4FT	4000K Lumens	4,617	9,176	13,622	18,051	22,851	27,058	31,782	36,847	41,366
	BUG Rating	B1-U0-G2	B2-U0-G2	B2-U0-G3	B3-U0-G3	B3-U0-G4	B3-U0-G4	B3-U0-G5	B3-U0-G5	B3-U0-G5
	Lumens per Watt	140	146	146	149	148	149	148	151	151
T4W	4000K Lumens	4,631	9,203	13,662	18,104	22,918	27,138	31,876	36,955	41,488
	BUG Rating	B1-U0-G2	B2-U0-G2	B2-U0-G3	B3-U0-G3	B3-U0-G4	B3-U0-G4	B3-U0-G5	B3-U0-G5	B4-U0-G5
	Lumens per Watt	140	146	147	150	149	149	148	151	151
SL2	4000K Lumens	4,619	9,180	13,627	18,058	22,860	27,069	31,795	36,861	41,383
	BUG Rating	B1-U0-G2	B2-U0-G2	B2-U0-G3	B3-U0-G3	B3-U0-G4	B3-U0-G4	B3-U0-G4	B3-U0-G5	B4-U0-G5
	Lumens per Watt	140	146	147	149	148	149	148	151	151
SL3	4000K Lumens	4,586	9,115	13,531	17,931	22,699	26,879	31,571	36,602	41,091
	BUG Rating	B1-U0-G1	B1-U0-G2	B2-U0-G3	B2-U0-G3	B3-U0-G4	B3-U0-G4	B3-U0-G4	B3-U0-G5	B3-U0-G5
	Lumens per Watt	139	145	145	148	147	148	147	150	150
SL4	4000K Lumens	4,529	9,002	13,363	17,708	22,417	26,544	31,178	36,146	40,580
	BUG Rating	B1-U0-G2	B1-U0-G3	B2-U0-G3	B2-U0-G4	B2-U0-G4	B3-U0-G5	B3-U0-G5	B3-U0-G5	B3-U0-G5
	Lumens per Watt	137	143	144	146	146	146	145	148	148
5NQ	4000K Lumens	4,829	9,598	14,247	18,880	23,901	28,301	33,242	38,539	43,266
	BUG Rating	B2-U0-G1	B3-U0-G1	B3-U0-G2	B4-U0-G2	B4-U0-G2	B4-U0-G2	B5-U0-G2	B5-U0-G3	B5-U0-G3
	Lumens per Watt	146	152	153	156	155	155	155	158	158
5MQ	4000K Lumens	4,853	9,645	14,318	18,974	24,020	28,442	33,407	38,731	43,482
	BUG Rating	B3-U0-G1	B3-U0-G2	B4-U0-G2	B4-U0-G2	B5-U0-G3	B5-U0-G3	B5-U0-G4	B5-U0-G4	B5-U0-G4
	Lumens per Watt	147	153	154	157	156	156	155	159	159
5WQ	4000K Lumens	4,843	9,625	14,288	18,934	23,969	28,382	33,337	38,649	43,390
	BUG Rating	B3-U0-G1	B4-U0-G2	B4-U0-G2	B5-U0-G3	B5-U0-G3	B5-U0-G4	B5-U0-G4	B5-U0-G4	B5-U0-G5
	Lumens per Watt	147	153	154	156	156	156	155	158	158
SLL/SLR	4000K Lumens	3,989	7,927	11,768	15,594	19,741	23,375	27,456	31,831	35,736
	BUG Rating	B1-U0-G2	B1-U0-G2	B2-U0-G3	B2-U0-G3	B2-U0-G4	B3-U0-G4	B3-U0-G4	B3-U0-G5	B3-U0-G5
	Lumens per Watt	121	126	127	129	128	128	128	130	130
RW	4000K Lumens	4,774	9,488	14,085	18,665	23,628	27,979	32,863	38,100	42,774
	BUG Rating	B2-U0-G1	B3-U0-G1	B3-U0-G2	B4-U0-G2	B4-U0-G2	B4-U0-G2	B5-U0-G3	B5-U0-G3	B5-U0-G3
	Lumens per Watt	145	151	151	154	153	154	153	156	156
AFL	4000K Lumens	4,673	9,286	13,785	18,268	23,126	27,384	32,164	37,290	41,864
	BUG Rating	B1-U0-G1	B1-U0-G1	B2-U0-G2	B2-U0-G2	B3-U0-G2	B3-U0-G2	B3-U0-G3	B3-U0-G3	B3-U0-G3
	Lumens per Watt	142	147	148	151	150	150	150	153	153

* Nominal data for 70 CRI. ** For additional performance data, please reference the Galleon Supplemental Performance Guide.





Job Name:
SPIRIT VALLEY BUSINESS PARK - 649
SPIRIT VALLEY CENTRAL DRIVE

Catalog Number:
GALN-SA1A-740-U-SL2-WM-XX

Notes:

Type:
WP2

LAI24-308384

McGraw-Edison **GALN Galleon II**

Performance Table, Drive Current "B" (800mA)

Number of Light Squares		1	2	3	4	5	6	7	8	9
Nominal Power (Watts)		44	82	121	164	204	243	286	325	364
Input Current @ 120V		0.367	0.689	1.014	1.378	1.704	2.027	2.393	2.716	3.041
Input Current @ 208V		0.213	0.401	0.594	0.802	0.997	1.188	1.400	1.605	1.782
Input Current @ 240V		0.184	0.347	0.510	0.694	0.860	1.021	1.210	1.386	1.531
Input Current @ 277V		0.160	0.303	0.449	0.605	0.757	0.898	1.065	1.242	1.347
Input Current @ 347V		0.125	0.235	0.355	0.471	0.592	0.710	0.828	0.958	1.065
Input Current @ 480V		0.092	0.172	0.258	0.344	0.432	0.517	0.605	0.706	0.775
Optics										
T1	4000K Lumens	5,748	11,423	16,957	22,470	28,446	33,683	39,563	45,867	51,494
	BUG Rating	B2-U0-G1	B3-U0-G2	B4-U0-G2	B4-U0-G2	B4-U0-G2	B5-U0-G3	B5-U0-G3	B5-U0-G4	B5-U0-G4
	Lumens per Watt	131	139	140	137	139	139	138	141	141
T2	4000K Lumens	5,790	11,508	17,083	22,638	28,658	33,935	39,859	46,210	51,879
	BUG Rating	B1-U0-G2	B2-U0-G2	B2-U0-G3	B3-U0-G4	B3-U0-G4	B3-U0-G4	B3-U0-G5	B3-U0-G5	B4-U0-G5
	Lumens per Watt	132	140	141	138	140	140	139	142	143
T2R	4000K Lumens	5,868	11,662	17,311	22,941	29,041	34,388	40,391	46,827	52,572
	BUG Rating	B1-U0-G1	B2-U0-G2	B2-U0-G2	B3-U0-G3	B3-U0-G3	B3-U0-G4	B3-U0-G4	B3-U0-G4	B3-U0-G5
	Lumens per Watt	133	142	143	140	142	142	141	144	144
T3	4000K Lumens	5,710	11,347	16,845	22,322	28,258	33,461	39,303	45,565	51,155
	BUG Rating	B1-U0-G1	B2-U0-G2	B3-U0-G3	B3-U0-G3	B3-U0-G4	B3-U0-G4	B4-U0-G4	B4-U0-G5	B4-U0-G5
	Lumens per Watt	130	138	139	136	139	138	137	140	141
T3R	4000K Lumens	5,892	11,710	17,383	23,035	29,161	34,530	40,558	47,020	52,788
	BUG Rating	B1-U0-G2	B2-U0-G2	B2-U0-G3	B3-U0-G4	B3-U0-G4	B3-U0-G5	B3-U0-G5	B3-U0-G5	B4-U0-G5
	Lumens per Watt	134	143	144	140	143	142	142	145	145
T4FT	4000K Lumens	5,745	11,418	16,949	22,460	28,433	33,668	39,546	45,847	51,471
	BUG Rating	B1-U0-G2	B2-U0-G3	B2-U0-G3	B3-U0-G4	B3-U0-G4	B3-U0-G5	B3-U0-G5	B4-U0-G5	B4-U0-G5
	Lumens per Watt	131	139	140	137	139	139	138	141	141
T4W	4000K Lumens	5,762	11,451	16,999	22,526	28,517	33,767	39,662	45,982	51,622
	BUG Rating	B1-U0-G2	B2-U0-G2	B3-U0-G3	B3-U0-G4	B3-U0-G4	B3-U0-G5	B4-U0-G5	B4-U0-G5	B4-U0-G5
	Lumens per Watt	131	140	140	137	140	139	139	141	142
SL2	4000K Lumens	5,747	11,422	16,956	22,469	28,444	33,681	39,561	45,865	51,491
	BUG Rating	B1-U0-G2	B2-U0-G3	B3-U0-G3	B3-U0-G4	B3-U0-G4	B3-U0-G4	B4-U0-G5	B4-U0-G5	B4-U0-G5
	Lumens per Watt	131	139	140	137	139	139	138	141	141
SL3	4000K Lumens	5,707	11,342	16,836	22,311	28,244	33,444	39,283	45,542	51,129
	BUG Rating	B1-U0-G2	B2-U0-G3	B2-U0-G3	B3-U0-G4	B3-U0-G4	B3-U0-G5	B3-U0-G5	B3-U0-G5	B3-U0-G5
	Lumens per Watt	130	138	139	136	138	138	137	140	140
SL4	4000K Lumens	5,636	11,201	16,627	22,034	27,893	33,028	38,794	44,976	50,493
	BUG Rating	B1-U0-G2	B1-U0-G3	B2-U0-G4	B2-U0-G4	B3-U0-G5	B3-U0-G5	B3-U0-G5	B3-U0-G5	B3-U0-G5
	Lumens per Watt	128	137	137	134	137	136	136	138	139
5NQ	4000K Lumens	6,009	11,942	17,727	23,492	29,739	35,214	41,362	47,953	53,835
	BUG Rating	B2-U0-G1	B3-U0-G1	B4-U0-G2	B4-U0-G2	B5-U0-G2	B5-U0-G2	B5-U0-G3	B5-U0-G3	B5-U0-G3
	Lumens per Watt	137	146	147	143	146	145	145	148	148
5MQ	4000K Lumens	6,039	12,001	17,816	23,609	29,887	35,389	41,568	48,191	54,103
	BUG Rating	B3-U0-G1	B4-U0-G2	B4-U0-G2	B5-U0-G3	B5-U0-G3	B5-U0-G4	B5-U0-G4	B5-U0-G4	B5-U0-G5
	Lumens per Watt	137	146	147	144	147	146	145	148	149
5WQ	4000K Lumens	6,026	11,976	17,778	23,559	29,824	35,315	41,480	48,090	53,989
	BUG Rating	B3-U0-G1	B4-U0-G2	B5-U0-G3	B5-U0-G3	B5-U0-G4	B5-U0-G4	B5-U0-G4	B5-U0-G5	B5-U0-G5
	Lumens per Watt	137	146	147	144	146	145	145	148	148
SLL/SLR	4000K Lumens	4,963	9,863	14,642	19,403	24,563	29,085	34,163	39,607	44,465
	BUG Rating	B1-U0-G2	B1-U0-G3	B2-U0-G3	B2-U0-G4	B3-U0-G4	B3-U0-G5	B3-U0-G5	B3-U0-G5	B3-U0-G5
	Lumens per Watt	113	120	121	118	120	120	119	122	122
RW	4000K Lumens	5,940	11,806	17,526	23,224	29,400	34,813	40,891	47,407	53,222
	BUG Rating	B3-U0-G1	B3-U0-G2	B4-U0-G2	B4-U0-G2	B5-U0-G3	B5-U0-G3	B5-U0-G3	B5-U0-G4	B5-U0-G4
	Lumens per Watt	135	144	145	142	144	143	143	146	146
AFL	4000K Lumens	5,814	11,555	17,153	22,730	28,775	34,073	40,021	46,398	52,090
	BUG Rating	B1-U0-G1	B2-U0-G1	B2-U0-G2	B2-U0-G2	B3-U0-G3	B3-U0-G3	B3-U0-G3	B3-U0-G3	B3-U0-G4
	Lumens per Watt	132	141	142	139	141	140	140	143	143

* Nominal data for 70 CRI. ** For additional performance data, please reference the Galleon Supplemental Performance Guide.





Job Name:
SPIRIT VALLEY BUSINESS PARK - 649
SPIRIT VALLEY CENTRAL DRIVE

Catalog Number:
GALN-SA1A-740-U-SL2-WM-XX

Notes:

Type:
WP2

LAI24-308384

McGraw-Edison **GALN Galleon II**

Performance Table, Drive Current "C" (1050mA)

Number of Light Squares		1	2	3	4	5	6	7	8	9
Nominal Power (Watts)		57	108	160	213	269	321	377	429	481
Input Current @ 120V		0.478	0.905	1.338	1.810	2.244	2.675	3.150	3.584	4.013
Input Current @ 208V		0.279	0.532	0.780	1.064	1.313	1.559	1.845	2.093	2.339
Input Current @ 240V		0.243	0.458	0.664	0.916	1.123	1.328	1.582	1.788	1.991
Input Current @ 277V		0.213	0.404	0.582	0.808	0.997	1.164	1.401	1.589	1.745
Input Current @ 347V		0.164	0.322	0.471	0.644	0.795	0.943	1.117	1.269	1.414
Input Current @ 480V		0.121	0.235	0.341	0.469	0.579	0.681	0.814	0.923	1.022
Optics										
T1	4000K Lumens	7,101	14,113	20,950	27,763	35,146	41,616	48,882	56,671	63,623
	BUG Rating	B3-U0-G1	B3-U0-G2	B4-U0-G2	B4-U0-G2	B5-U0-G3	B5-U0-G3	B5-U0-G4	B5-U0-G4	B5-U0-G4
	Lumens per Watt	125	131	131	130	131	130	130	132	132
T2	4000K Lumens	7,154	14,219	21,107	27,970	35,408	41,927	49,247	57,094	64,098
	BUG Rating	B1-U0-G2	B2-U0-G2	B3-U0-G3	B3-U0-G4	B3-U0-G4	B3-U0-G5	B4-U0-G5	B4-U0-G5	B4-U0-G5
	Lumens per Watt	126	132	132	131	132	131	131	133	133
T2R	4000K Lumens	7,250	14,408	21,389	28,344	35,881	42,487	49,905	57,857	64,954
	BUG Rating	B1-U0-G1	B2-U0-G2	B2-U0-G3	B3-U0-G3	B3-U0-G4	B3-U0-G4	B3-U0-G5	B4-U0-G5	B4-U0-G5
	Lumens per Watt	127	133	134	133	133	132	132	135	135
T3	4000K Lumens	7,054	14,020	20,812	27,580	34,914	41,342	48,560	56,297	63,203
	BUG Rating	B1-U0-G2	B2-U0-G2	B3-U0-G3	B3-U0-G4	B3-U0-G4	B4-U0-G4	B4-U0-G5	B4-U0-G5	B4-U0-G5
	Lumens per Watt	124	130	130	129	130	129	129	131	131
T3R	4000K Lumens	7,280	14,468	21,477	28,461	36,029	42,663	50,111	58,096	65,222
	BUG Rating	B1-U0-G2	B2-U0-G3	B3-U0-G4	B3-U0-G4	B3-U0-G5	B3-U0-G5	B3-U0-G5	B4-U0-G5	B4-U0-G5
	Lumens per Watt	128	134	134	134	134	133	133	135	136
T4FT	4000K Lumens	7,098	14,107	20,941	27,751	35,130	41,598	48,860	56,646	63,594
	BUG Rating	B1-U0-G2	B2-U0-G3	B3-U0-G4	B3-U0-G4	B3-U0-G5	B3-U0-G5	B4-U0-G5	B4-U0-G5	B4-U0-G5
	Lumens per Watt	125	131	131	130	131	130	130	132	132
T4W	4000K Lumens	7,119	14,148	21,003	27,832	35,233	41,720	49,004	56,812	63,781
	BUG Rating	B1-U0-G2	B2-U0-G3	B3-U0-G4	B3-U0-G4	B3-U0-G5	B4-U0-G5	B4-U0-G5	B4-U0-G5	B4-U0-G5
	Lumens per Watt	125	131	131	131	131	130	130	132	133
SL2	4000K Lumens	7,101	14,112	20,949	27,761	35,144	41,614	48,879	56,668	63,619
	BUG Rating	B1-U0-G2	B2-U0-G3	B3-U0-G3	B3-U0-G4	B3-U0-G5	B4-U0-G5	B4-U0-G5	B4-U0-G5	B4-U0-G5
	Lumens per Watt	125	131	131	130	131	130	130	132	132
SL3	4000K Lumens	7,051	14,013	20,802	27,566	34,897	41,321	48,535	56,269	63,172
	BUG Rating	B1-U0-G2	B2-U0-G3	B2-U0-G4	B3-U0-G4	B3-U0-G5	B3-U0-G5	B3-U0-G5	B4-U0-G5	B4-U0-G5
	Lumens per Watt	124	130	130	129	130	129	129	131	131
SL4	4000K Lumens	6,963	13,839	20,543	27,223	34,463	40,808	47,932	55,569	62,386
	BUG Rating	B1-U0-G2	B2-U0-G3	B2-U0-G4	B3-U0-G5	B3-U0-G5	B3-U0-G5	B3-U0-G5	B3-U0-G5	B3-U0-G5
	Lumens per Watt	122	128	128	128	128	127	127	130	130
5NQ	4000K Lumens	7,424	14,755	21,903	29,025	36,743	43,508	51,104	59,247	66,515
	BUG Rating	B3-U0-G1	B3-U0-G2	B4-U0-G2	B5-U0-G2	B5-U0-G3	B5-U0-G3	B5-U0-G3	B5-U0-G4	B5-U0-G4
	Lumens per Watt	130	137	137	136	137	136	136	138	138
5MQ	4000K Lumens	7,461	14,828	22,012	29,169	36,926	43,725	51,359	59,542	66,846
	BUG Rating	B3-U0-G1	B4-U0-G2	B5-U0-G3	B5-U0-G3	B5-U0-G4	B5-U0-G4	B5-U0-G4	B5-U0-G5	B5-U0-G5
	Lumens per Watt	131	137	138	137	137	136	136	139	139
5WQ	4000K Lumens	7,445	14,797	21,966	29,108	36,849	43,633	51,250	59,417	66,705
	BUG Rating	B3-U0-G2	B4-U0-G2	B5-U0-G3	B5-U0-G4	B5-U0-G4	B5-U0-G5	B5-U0-G5	B5-U0-G5	B5-U0-G5
	Lumens per Watt	131	137	137	137	137	136	136	139	139
SLL/SLR	4000K Lumens	6,132	12,187	18,091	23,973	30,348	35,936	42,210	48,935	54,938
	BUG Rating	B1-U0-G2	B2-U0-G3	B2-U0-G3	B3-U0-G4	B3-U0-G5	B3-U0-G5	B3-U0-G5	B3-U0-G5	B3-U0-G5
	Lumens per Watt	108	113	113	113	113	112	112	114	114
RW	4000K Lumens	7,340	14,587	21,653	28,694	36,325	43,013	50,522	58,573	65,757
	BUG Rating	B3-U0-G1	B3-U0-G2	B4-U0-G2	B4-U0-G2	B5-U0-G3	B5-U0-G3	B5-U0-G4	B5-U0-G4	B5-U0-G4
	Lumens per Watt	129	135	135	135	135	134	134	137	137
AFL	4000K Lumens	7,183	14,276	21,193	28,084	35,552	42,098	49,448	57,327	64,359
	BUG Rating	B1-U0-G1	B2-U0-G2	B2-U0-G2	B3-U0-G2	B3-U0-G3	B3-U0-G3	B3-U0-G4	B3-U0-G4	B4-U0-G4
	Lumens per Watt	126	132	132	132	132	131	131	134	134

* Nominal data for 70 CRI. ** For additional performance data, please reference the Galleon Supplemental Performance Guide.





Job Name:
SPIRIT VALLEY BUSINESS PARK - 649
SPIRIT VALLEY CENTRAL DRIVE

Catalog Number:
GALN-SA1A-740-U-SL2-WM-XX

Notes:

Type:
WP2

LAI24-308384

McGraw-Edison **GALN Galleon II**

Performance Table, Drive Current "D" (1200mA)

Number of Light Squares		1	2	3	4	5	6	7	8	9
Nominal Power (Watts)		65	125	184	245	309	368	433	493	552
Input Current @ 120V		0.546	1.041	1.535	2.082	2.578	3.070	3.619	4.114	4.605
Input Current @ 208V		0.318	0.610	0.893	1.219	1.504	1.786	2.113	2.397	2.679
Input Current @ 240V		0.276	0.523	0.758	1.046	1.282	1.516	1.806	2.041	2.274
Input Current @ 277V		0.241	0.460	0.662	0.920	1.133	1.325	1.593	1.807	1.987
Input Current @ 347V		0.187	0.370	0.543	0.740	0.915	1.085	1.285	1.459	1.628
Input Current @ 480V		0.138	0.269	0.391	0.537	0.663	0.782	0.932	1.057	1.173
Optics										
T1	4000K Lumens	7,814	15,529	23,053	30,549	38,672	45,793	53,787	62,358	70,007
	BUG Rating	B3-U0-G1	B4-U0-G2	B4-U0-G2	B5-U0-G3	B5-U0-G3	B5-U0-G4	B5-U0-G4	B5-U0-G4	B5-U0-G4
	Lumens per Watt	120	124	125	125	125	124	124	126	127
T2	4000K Lumens	7,872	15,645	23,225	30,777	38,962	46,135	54,189	62,824	70,530
	BUG Rating	B1-U0-G2	B2-U0-G3	B3-U0-G4	B3-U0-G4	B3-U0-G5	B3-U0-G5	B4-U0-G5	B4-U0-G5	B4-U0-G5
	Lumens per Watt	121	125	126	126	126	125	125	127	128
T2R	4000K Lumens	7,977	15,854	23,535	31,188	39,482	46,751	54,913	63,663	71,472
	BUG Rating	B1-U0-G2	B2-U0-G2	B3-U0-G3	B3-U0-G4	B3-U0-G4	B3-U0-G4	B4-U0-G5	B4-U0-G5	B4-U0-G5
	Lumens per Watt	123	127	128	127	128	127	127	129	129
T3	4000K Lumens	7,762	15,427	22,901	30,348	38,418	45,491	53,433	61,947	69,546
	BUG Rating	B2-U0-G2	B3-U0-G3	B3-U0-G3	B3-U0-G4	B4-U0-G4	B4-U0-G5	B4-U0-G5	B4-U0-G5	B4-U0-G5
	Lumens per Watt	119	123	124	124	124	124	123	126	126
T3R	4000K Lumens	8,010	15,920	23,632	31,317	39,645	46,944	55,139	63,925	71,767
	BUG Rating	B1-U0-G2	B2-U0-G3	B3-U0-G4	B3-U0-G4	B3-U0-G5	B3-U0-G5	B4-U0-G5	B4-U0-G5	B4-U0-G5
	Lumens per Watt	123	127	128	128	128	128	127	130	130
T4FT	4000K Lumens	7,810	15,522	23,043	30,535	38,655	45,772	53,763	62,330	69,976
	BUG Rating	B1-U0-G2	B2-U0-G3	B3-U0-G4	B3-U0-G4	B3-U0-G5	B4-U0-G5	B4-U0-G5	B4-U0-G5	B4-U0-G5
	Lumens per Watt	120	124	125	125	125	124	124	126	127
T4W	4000K Lumens	7,833	15,568	23,110	30,625	38,769	45,907	53,921	62,513	70,182
	BUG Rating	B2-U0-G2	B3-U0-G3	B3-U0-G4	B3-U0-G5	B4-U0-G5	B4-U0-G5	B4-U0-G5	B4-U0-G5	B4-U0-G5
	Lumens per Watt	121	125	126	125	125	125	125	127	127
SL2	4000K Lumens	7,813	15,528	23,052	30,547	38,670	45,790	53,784	62,354	70,003
	BUG Rating	B2-U0-G2	B3-U0-G3	B3-U0-G4	B3-U0-G4	B4-U0-G5	B4-U0-G5	B4-U0-G5	B4-U0-G5	B4-U0-G5
	Lumens per Watt	120	124	125	125	125	124	124	126	127
SL3	4000K Lumens	7,758	15,419	22,889	30,332	38,398	45,468	53,406	61,916	69,511
	BUG Rating	B1-U0-G2	B2-U0-G3	B3-U0-G4	B3-U0-G4	B3-U0-G5	B3-U0-G5	B3-U0-G5	B4-U0-G5	B4-U0-G5
	Lumens per Watt	119	123	124	124	124	124	123	126	126
SL4	4000K Lumens	7,662	15,228	22,605	29,955	37,921	44,903	52,742	61,146	68,646
	BUG Rating	B1-U0-G3	B2-U0-G3	B2-U0-G4	B3-U0-G5	B3-U0-G5	B3-U0-G5	B3-U0-G5	B3-U0-G5	B4-U0-G5
	Lumens per Watt	118	122	123	122	123	122	122	124	124
5NQ	4000K Lumens	8,169	16,235	24,101	31,938	40,431	47,874	56,232	65,193	73,190
	BUG Rating	B3-U0-G1	B3-U0-G2	B4-U0-G2	B5-U0-G2	B5-U0-G3	B5-U0-G3	B5-U0-G4	B5-U0-G4	B5-U0-G4
	Lumens per Watt	126	130	131	130	131	130	130	132	133
5MQ	4000K Lumens	8,210	16,316	24,221	32,097	40,632	48,113	56,512	65,517	73,554
	BUG Rating	B3-U0-G2	B4-U0-G2	B5-U0-G3	B5-U0-G3	B5-U0-G4	B5-U0-G4	B5-U0-G5	B5-U0-G5	B5-U0-G5
	Lumens per Watt	126	131	132	131	131	131	131	133	133
5WQ	4000K Lumens	8,192	16,282	24,170	32,029	40,546	48,011	56,393	65,379	73,399
	BUG Rating	B3-U0-G2	B4-U0-G2	B5-U0-G3	B5-U0-G4	B5-U0-G4	B5-U0-G5	B5-U0-G5	B5-U0-G5	B5-U0-G5
	Lumens per Watt	126	130	131	131	131	130	130	133	133
SLL/SLR	4000K Lumens	6,747	13,410	19,906	26,379	33,394	39,542	46,445	53,846	60,451
	BUG Rating	B1-U0-G2	B2-U0-G3	B2-U0-G4	B3-U0-G4	B3-U0-G5	B3-U0-G5	B3-U0-G5	B3-U0-G5	B4-U0-G5
	Lumens per Watt	104	107	108	108	107	107	107	109	110
RW	4000K Lumens	8,076	16,050	23,826	31,574	39,970	47,329	55,592	64,450	72,356
	BUG Rating	B3-U0-G1	B4-U0-G2	B4-U0-G2	B5-U0-G3	B5-U0-G3	B5-U0-G4	B5-U0-G4	B5-U0-G4	B5-U0-G5
	Lumens per Watt	124	128	129	129	129	129	128	131	131
AFL	4000K Lumens	7,904	15,709	23,320	30,902	39,120	46,323	54,410	63,079	70,817
	BUG Rating	B1-U0-G1	B2-U0-G2	B3-U0-G2	B3-U0-G3	B3-U0-G3	B3-U0-G3	B3-U0-G4	B4-U0-G4	B4-U0-G4
	Lumens per Watt	122	126	127	126	127	126	126	128	128

* Nominal data for 70 CRI. ** For additional performance data, please reference the Galleon Supplemental Performance Guide.





Job Name:
SPIRIT VALLEY BUSINESS PARK - 649
SPIRIT VALLEY CENTRAL DRIVE

Catalog Number:
GALN-SA1A-740-U-SL2-WM-XX

Notes:

Type:
WP2

LAI24-308384

McGraw-Edison **GALN Galleon II**

Control Options

0-10V (DIM)

This fixture is offered standard with 0-10V dimming driver(s). The DIM option provides 0-10V dimming wire leads for use with a lighting control panel or other control method.

Photocontrol (BPC, PR and PR7)

Optional button-type photocontrol (BPC) and photocontrol receptacles (PR and PR7) provide a flexible solution to enable "dusk-to-dawn" lighting by sensing light levels. Advanced control systems compatible with NEMA 7-pin standards can be utilized with the PR7 receptacle.

After Hours Dim (AHD)

This feature allows photocontrol-enabled luminaires to achieve additional energy savings by dimming during scheduled portions of the night. The dimming profile will automatically take effect after a "dusk-to-dawn" period has been calculated from the photocontrol input. Specify the desired dimming profile for a simple, factory-shipped dimming solution requiring no external control wiring. Reference the After Hours Dim supplemental guide for additional information.

Dimming Occupancy Sensor (SPB and MS/DIM-LXX)

These passive infrared (PIR) sensors are factory installed in the luminaire housing. When the SPB (FSP-321 or FSP-311) or MS/DIM (FSP-211) sensor options are selected, the occupancy sensor is connected to a dimming driver and the luminaire dims when no motion is detected. After a set period of time, the luminaire turns off, and when motion is detected, the luminaire returns to full light output. Both sensors are factory preset to dim down to approximately 10% power with a time delay of five minutes. The MS/DIM sensor requires the FSIR-100 programming tool to adjust factory defaults. The SPB sensor default parameters are listed in the table below and can be configured utilizing the Sensor Configuration mobile application for iOS and Android devices. The SPB/X is configured to control only the specified number of light squares (See SPB/X Availability Table below.) An integral photocontrol can be activated with the app for "dusk-to-dawn" control or daylight harvesting - the factory default is off. Four sensor colors are available; Bronze, Black, Gray and White, and are automatically selected based on the luminaire finish as indicated by the table below.

Default Program Settings (Out of the Box Functionality)

SPB sensor finish matched to luminaire finish		
Luminaire Finish		SPB Sensor Finish*
WH	White	White
BK	Black	Black
GM	Graphite Metallic	Black
BZ	Bronze	Bronze
AP	Gray	Gray
DP	Dark Platinum	Gray

*SPB bezel color automatically selected based on luminaire finish

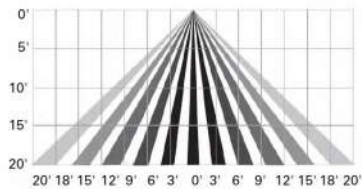
SPB/X Availability Table	
Fixture Square Count	Available SPB/X Square Count
1	Not Available
2	Not Available
3	Not Available
4	2
5	2 or 3
6	3
7	2, 3, 4 or 5
8	2, 3, 5 or 6
9	3 or 6

Occupancy Sensor				
Setting	MS/DIM	SPB	WaveLinx Lite (WOF / WOB)	WaveLinx (SWPD)
High Mode %	100%	100%	100%	100%
Low Mode %	10%	10%	50%	50%
Time Delay	5 min	5 min	15 min	15 min
Cut Off Delay	1 hr	1 hr	Disabled	Disabled
PhotoCell Enabled	No	No	Yes	Yes

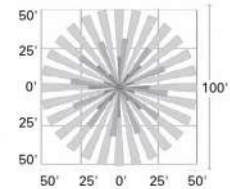
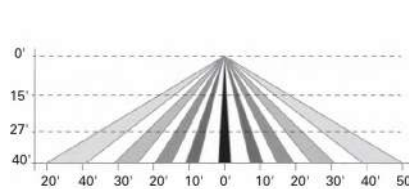
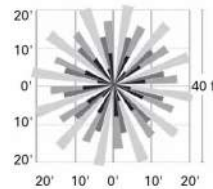
WaveLinx Wireless Control and Monitoring System

Operates on a wireless mesh network based on IEEE 802.15.4 standards enabling wireless control of outdoor lighting. WaveLinx and WaveLinx Lite sensors utilize the Zhaga Book 18 compliant 4-PIN receptacle (ZD or ZW), while the WOLC control module utilizes a 7-PIN receptacle. ZW option provides 4-PIN receptacle and control module to enable future installation of WaveLinx sensors. ZD option provides 4-PIN receptacle and sensor-ready (SR) driver to enable future installation of WaveLinx sensors, power monitoring, and advanced functionality. WaveLinx (SWPD4 to SWPD5) outdoor wireless sensors offer passive infrared (PIR) occupancy and photocell for closed loop daylight harvesting, and can be factory or field-installed. Sensors are factory preset to dim down to 50% after 15 minutes of no motion detected. Two lens options are available for mounting heights of 7' to 40'. Use the WaveLinx mobile application for set-up and configuration. At least one Wireless Area Controller (WAC) is required for full functionality and remote communication (including adjustment of any factory pre-sets). WaveLinx Lite (WOF and WOB) outdoor wireless sensors provide PIR occupancy and photocell for closed loop daylight harvesting, and can be factory or field-installed. Sensors are factory preset to dim down to 50% after 15 minutes of no motion detected. Two lens options are available for mounting heights of 7' to 40'. Use the WaveLinx Lite mobile application for set-up and configuration. WAC not required. WaveLinx Outdoor Control Module (WOLC-7P-10A) accessory provides a photocontrol enabling astronomic or time-based schedules to provide ON, OFF and dimming control of fixtures utilizing a 7-PIN receptacle. The out-of-box functionality is ON at dusk and OFF at dawn.

For mounting heights up to 15' (SWPD4 and WOB)



For mounting heights up to 40' (SWPD5 and WOF)



LumenSafe Integrated Network Security Camera (LD)

Cooper Lighting Solutions brings ease of camera deployment to a whole new level. No additional wiring is needed beyond providing line power to the luminaire. A variety of networking options allows security integrators to design the optimal solution for active surveillance. As the ideal solution to meet the needs for active surveillance, the LumenSafe integrated network camera is a streamlined, outdoor-ready fixed dome that provides HDTV 1080p video. This IP camera is optimally designed for deployment in the video management system or security software platform of choice.

Synapse (DIM10)

SimplySNAP integrated wireless controls system by Synapse. Includes factory installed DIM10 Synapse control module and FSP-201 motion sensor; requires additional Synapse system components for operation. Contact Synapse at www.synapsewireless.com for product support, warranty and terms and conditions.



Cooper Lighting Solutions
1121 Highway 74 South
Peachtree City, GA 30269
P: 770-486-4800
www.cooperlighting.com

© 2023 Cooper Lighting Solutions
All Rights Reserved.
Specifications and dimensions
subject to change without notice.



Job Name:
SPIRIT VALLEY BUSINESS PARK - 649
SPIRIT VALLEY CENTRAL DRIVE

Catalog Number:
GALN-SA1A-740-U-SLL-WM-XX

Notes:

Type:

WP3

LAI24-308384

Project		Catalog #		Type	
Prepared by		Notes		Date	



McGraw-Edison

GALN Galleon II

Area / Site Luminaire

Product Features



Product Certifications



Interactive Menu

- Ordering Information [page 2](#)
- Mounting Details [page 3](#)
- Optical Distributions [page 5](#)
- Product Specifications [page 5](#)
- Energy and Performance Data [page 6](#)
- Control Options [page 11](#)

Quick Facts

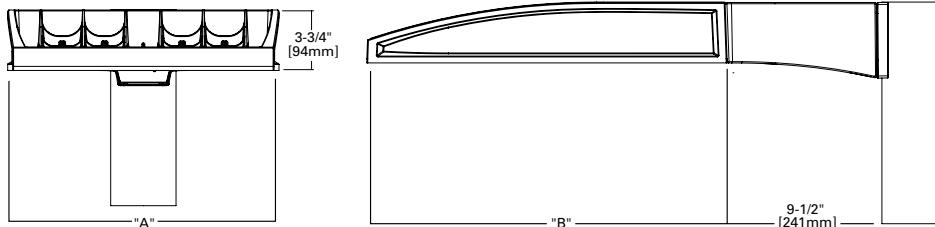
- Lumen packages range from 3,300 - 73,500 (33W - 552W)
- 17 optical distributions
- Efficacy up to 159 lumens per watt

Connected Systems

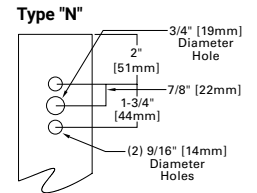
- WaveLinx Lite
- WaveLinx

Dimensional Details

Standard Pole Mount Arm



Pole Drilling Pattern



Number of Light Squares	Width "A"	Housing Length "B"	Weight with Standard or QM Arm	EPA with Standard or QM Arm
1-4	16"	22"	29 lb	0.95
5-6	22"	22"	39 lb	0.95
7-9	22"	28-1/8"	48 lb	1.1

NOTES:
For arm selection requirements and additional line art, see Mounting Details section.

NOTES:
1. Visit <https://www.designlights.org/search/> to confirm qualification. Not all product variations are DLC qualified.
2. IDA Certified (3000K CCT and warmer only, fixed mounting options)



Job Name:
SPIRIT VALLEY BUSINESS PARK - 649
SPIRIT VALLEY CENTRAL DRIVE

Catalog Number:
GALN-SA1A-740-U-SLL-WM-XX

Type:
WP3

Notes:

LAI24-308384

McGraw-Edison

GALN Galleon II

Ordering Information

SAMPLE NUMBER: **GALN-SA4C-740-U-T4FT-GM**

Product Family 1,2	Light Engine		Color Temperature	Voltage	Distribution	Mounting	Finish
	Configuration	Drive Current					
GALN=Galleon II BAA-GALN=Galleon II Buy American Act Compliant 27 TAA-GALN=Galleon II Trade Agreements Act Compliant 27	SA1=1 Square SA2=2 Squares SA3=3 Squares SA4=4 Squares SA5=5 Squares SA6=6 Squares SA7=7 Squares SA8=8 Squares SA9=9 Squares	A=600mA B=800mA C=1000mA D=1200mA 4,17 Z=Configured 23	722=70CRI, 2200K 727=70CRI, 2700K 730=70CRI, 3000K 735=70CRI, 3500K 740=70CRI, 4000K 750=70CRI, 5000K 760=70CRI, 6000K 827=80CRI, 2700K 830=80CRI, 3000K 835=80CRI, 3500K 840=80CRI, 4000K 930=90CRI, 3000K 935=90CRI, 3500K 940=90CRI, 4000K 950=90CRI, 5000K AMB=Amber, 590nm 15, 17	U=120-277V H=347V-480V 7, 30 1=120V 2=208V 3=240V 4=277V 8=480V 7, 30 9=347V 7 DV=277V-480V DuraVolt Drivers 29, 30, 31	T1=Type I T2=Type II T2R=Type II Roadway T3=Type III T3R=Type III Roadway T4FT=Type IV Forward Throw T4W=Type IV Wide 5NQ=Type V Narrow 5MQ=Type V Square Medium 5WQ=Type V Square Wide SL2=Type II w/Spill Control SL3=Type III w/Spill Control SL4=Type IV w/Spill Control SLL=90° Spill Light Eliminator Left SLR=90° Spill Light Eliminator Right RW=Rectangular Wide Type I AFL=Automotive Frontline	[Blank]=Standard Pole Mount Arm QU=Quick Mount Universal Arm QM=Pole Mount Arm with Quick Mount Adaptor PA=Pole Mount, Adjustable SP=3" Slipfitter, Adjustable 4 SP2=2-3/8" Slipfitter, Adjustable 4 QMA=Quick Mount Mast Arm, Fixed MA=Mast Arm, Fixed WM=Wall Mount, Fixed WA=Wall Mount, Adjustable UP=Upswept Arm	AP=Grey BZ=Bronze BK=Black DP=Dark Platinum GM=Graphite Metallic WH=White RALXX=Custom Color
Options (Add as Suffix)		Controls and Systems Options (Add as Suffix)			Accessories (Order Separately) 28		
DIM=External 0-10V Dimming Leads 20 F=Single Fuse (120, 277 or 347V Specify Voltage) FF=Double Fuse (208, 240 or 480V Specify Voltage) 20K=20KV UL 1449 fused surge protective device 19 2L=Two Circuits 18 HA=50°C High Ambient HSS=Installed House Side Shield 18 GRSBK=Glare Reducing Shield, Black 23 GRSWH=Glare Reducing Shield, White 23 LCF=Light Square Trim Painted to Match Housing 24 TH=Tool-less Door Hardware 5 CC=Coastal Construction finish 7 L90=Optics Rotated 90° Left R90=Optics Rotated 90° Right AHD145=After Hours Dim, 5 Hours 22 AHD245=After Hours Dim, 6 Hours 22 AHD255=After Hours Dim, 7 Hours 22 AHD355=After Hours Dim, 8 Hours 22 DALI=DALI Drivers		BPC=Button Type Photocontrol. Must specify voltage 120V, 208V, 240V or 277V. 6 PR=NEMA 3-PIN Photocontrol Receptacle PR7=NEMA 7-PIN Photocontrol Receptacle 21 FADC=Field Adjustable Dimming Controller 22 PSC=Photocontrol Shorting Cap SPB2=Dimming Motion Sensor, 9'-20' mounting 24 SPB4=Dimming Motion Sensor, 21'-40' mounting 24 SPB2/X=Dimming Motion Sensor, limited square count, 9'-20' mounting 24 SPB4/X=Dimming Motion Sensor, limited square count, 21'-40' mounting 24 MS/DIM-L20=Motion Sensor for Dimming Operation, 9'-20' Mounting 34 MS/DIM-L40=Motion Sensor for Dimming Operation, 21'-40' Mounting 34 ZW=WaveLinX-enabled 4-PIN Twistlock Receptacle 19 ZD=SR Driver-enabled 4-PIN Twistlock Receptacle 19 ZW-WOBXX=WaveLinX Lite, Dimming Motion and Daylight, Bluetooth Programmable, 7' - 15' Mounting 19, 12 ZW-WOFXX=WaveLinX Lite, Dimming Motion and Daylight, Bluetooth Programmable, 15' - 40' Mounting 19, 12 ZD-WOBXX=WaveLinX Lite, SR Driver, Dimming Motion and Daylight, Bluetooth Programmable, 7' - 15' Mounting 19, 12 ZD-WOFXX=WaveLinX Lite, SR Driver, Dimming Motion and Daylight, Bluetooth Programmable, 15' - 40' Mounting 19, 12 ZW-SWPD4XX=WaveLinX Pro, Dimming Motion and Daylight, WAC Programmable, 7' - 15' Mounting 19, 12, 13 ZW-SWPD5XX=WaveLinX Pro, Dimming Motion and Daylight, WAC Programmable, 15' - 40' Mounting 19, 12, 13 ZD-SWPD4XX=WaveLinX Pro, SR Driver, Dimming Motion and Daylight, WAC Programmable, 7' - 15' Mounting 19, 12, 13 ZD-SWPD5XX=WaveLinX Pro, SR Driver, Dimming Motion and Daylight, WAC Programmable, 15' - 40' Mounting 19, 12, 13 DIM10-L20=Synapse Occupancy Sensor (9'-20' Mounting) 19 DIM10-L40=Synapse Occupancy Sensor (21'-40' Mounting) 19			QA/RA1016=NEMA Photocontrol Multi-Tap - 105-285V QA/RA1027=NEMA Photocontrol - 480V QA/RA1201=NEMA Photocontrol - 347V QA/RA1013=Photocontrol Shorting Cap QA/RA1014=120V Photocontrol MA1252=10kV Surge Module Replacement MA1036-XX=Single Tenon Adapter for 2-3/8" O.D. Tenon MA1037-XX=2@180° Tenon Adapter for 2-3/8" O.D. Tenon MA1197-XX=3@120° Tenon Adapter for 2-3/8" O.D. Tenon MA1188-XX=4@90° Tenon Adapter for 2-3/8" O.D. Tenon MA1189-XX=2@90° Tenon Adapter for 2-3/8" O.D. Tenon MA1190-XX=3@90° Tenon Adapter for 2-3/8" O.D. Tenon MA1191-XX=2@120° Tenon Adapter for 2-3/8" O.D. Tenon MA1038-XX=Single Tenon Adapter for 3-1/2" O.D. Tenon MA1039-XX=2@180° Tenon Adapter for 3-1/2" O.D. Tenon MA1192-XX=3@120° Tenon Adapter for 3-1/2" O.D. Tenon MA1193-XX=4@90° Tenon Adapter for 3-1/2" O.D. Tenon MA1194-XX=2@90° Tenon Adapter for 3-1/2" O.D. Tenon MA1195-XX=3@90° Tenon Adapter for 3-1/2" O.D. Tenon SRA238=Adapter kit for mounting 3" SP arm to 2-3/8" O.D. vertical tenon FSIR-100=Wireless Configuration Tool for MS/DIM 34 LS/HSS=Field Installed House Side Shield 9, 18 LS/GRSBK-2PK=Glare Reducing Shield, Black 9, 23 LS/GRSWH-2PK=Glare Reducing Shield, White 9, 23 LS/PFS=Perimeter Shield, Black 18 WOLC-7P-10A=WaveLinX Outdoor Control Module 11, 19 WOB-XX=WaveLinX Lite Sensor, Dimming Motion and Daylight, Bluetooth Programmable, 7' - 15' Mounting 12, 14, 19 WOF-XX=WaveLinX Lite Sensor, Dimming Motion and Daylight, Bluetooth Programmable, 15' - 40' Mounting 12, 14, 19 SWPD4-XX=WaveLinX Sensor, Dimming Motion and Daylight, WAC Programmable, 7' - 15' Mounting 12, 13, 14, 19 SWPD5-XX=WaveLinX Sensor, Dimming Motion and Daylight, WAC Programmable, 15' - 40' Mounting 12, 13, 14, 19		

NOTES:

- Customer is responsible for engineering analysis to confirm pole and fixture compatibility for all applications. Refer to our white paper WP513001EN for additional support information.
- DesignLights Consortium® Qualified. Refer to www.designlights.org Qualified Products List under Family Models for details.
- Coastal construction finish salt spray tested to over 5,000-hours per ASTM B117, with a scribe rating of 9 per ASTM D1654. Not available with TH option.
- Drive current 1200mA not available with color temperatures 722, 727, 827, 830 or 930 when the HSS option is selected.
- TH option not 3G rated. Not available with Coastal Construction (CC) option.
- Not available with voltage options H, 8 or 9.
- Requires the use of an internal step down transformer when combined with sensor options. Not available in combination with the HA high ambient and sensor options at 1A.
- SP arm limited to 3" O.D. vertical tenon. SP2 limited to 2-3/8" O.D. vertical tenon.
- One required for each Light Square.
- 2L is not available with SPB at 347V or 480V. Not available with WaveLinX or Enlightened sensors, or 20kV surge option.
- Requires PR7.
- Replace XX with sensor color (WH, BZ or BK.)
- WAC Gateway required to enable field-configurability: Order WAC-PoE and WPOE-120 (10V to PoE injector) power supply if needed. WAC not required for LC Bluetooth sensors.
- Requires ZW or ZD receptacle.
- Narrow-band 590nm +/- 5nm for wildlife and observatory use. Choose drive current A; supplied at 500mA drive current only. Exact luminaire wattage available in IES files. Available with 5WQ, 5MQ, SL2, SL3 and SLL distributions. Can be used with HSS option.
- Set of 4 pcs. One set required per Light Square.

- Not available with HA option.
- Not for use with T1, 5NQ, 5MQ, 5WQ or RW optics.
- Cannot be used with other control options.
- Low voltage control lead brought out 18" outside fixture. Not available with DALI or integrated controls options
- Not available if any SPB, LWR, or WaveLinX sensor is selected. Motion sensor has an integral photocell.
- Requires the use of BPC photocontrol or the PR7 or PR photocontrol receptacle with photocontrol accessory.
- Not for use with T1, T4FT, T4W or SL4 optics.
- Sensor configuration mobile application required for configuration. See controls page for details.
- Replace X with number of Light Squares controlled by the SPB, referencing the "SPB/X Availability Table" on the controls page.
- Not available with HSS, GRSWH or GRSBK.
- Only product configurations with these designated prefixes are built to be compliant with the Buy American Act of 1933 (BAA) or Trade Agreements Act of 1979 (TAA), respectively. Please refer to [DOMESTIC PREFERENCES](http://www.domesticpreferences.com) website for more information. Components shipped separately may be separately analyzed under domestic preference requirements.
- For BAA or TAA requirements, Accessories sold separately will be separately analyzed under domestic preference requirements. Consult factory for further information.
- DuraVolt drivers feature added protection from power quality issues such as loss of neutral, transients and voltage fluctuations. Visit www.signify.com/duravolt for more information.
- 480V not to be used with ungrounded or impedance grounded systems.
- Not available in 1 square configuration at 800mA or below. Not available with any control option except SPB.
- Cannot be used with PR7 or other motion response control options.
- Use GALN Product Configurator to specify lumen output, drive current and wattage. Not available with AMB.
- Uses the FSP-211 motion sensor. The FSIR-100 configuration tool is required to adjust parameters including high and low modes, sensitivity, time delay, cutoff and more. Consult your lighting representative at Cooper Lighting Solutions for more information.

LumenSafe Integrated Network Security Camera Technology Options (Add as Suffix)

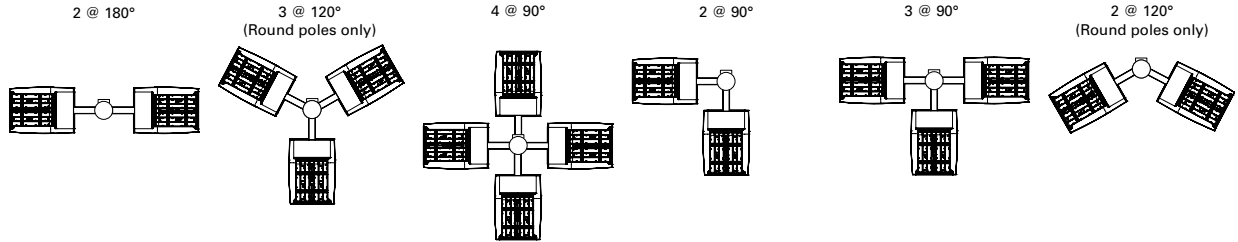
Product Family	Camera Type	Data Backhaul
L=LumenSafe Technology 	D=Standard Dome Camera H=Hi-Res Dome Camera Z=Remote PTZ Camera	C=Cellular, No SIM A=Cellular, AT&T V=Cellular, Verizon S=Cellular, Sprint R=Cellular, Rogers W=Wi-Fi Networking w/ Omni-Directional Antenna E=Ethernet Networking



McGraw-Edison **GALN Galleon II**

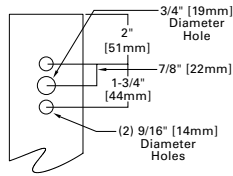
Mounting Details

Pole Configuration Options

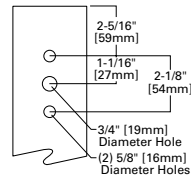


Pole Drilling Patterns

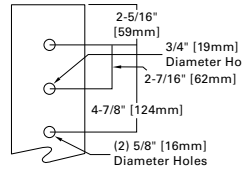
Type "N"



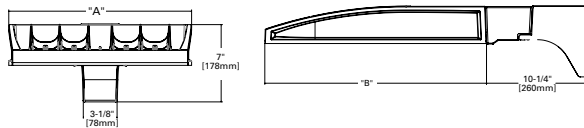
Type "R"



Type "M"

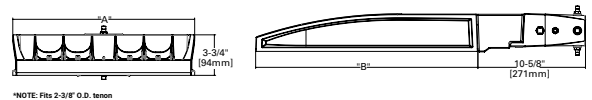


Quick Mount Universal Arm (QU)



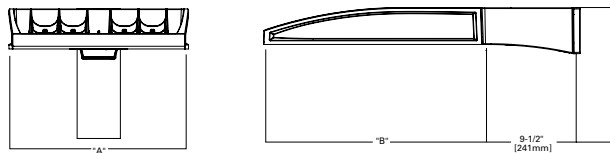
*NOTE: Universal bolt pattern compatible with Type N through Type M drilling patterns

Quick Mount Mast Arm (QMA)



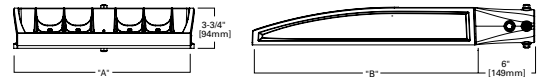
*NOTE: Fits 2-3/8" O.D. tenon

Pole Mount Arm with Quick Mount Adaptor (QM)



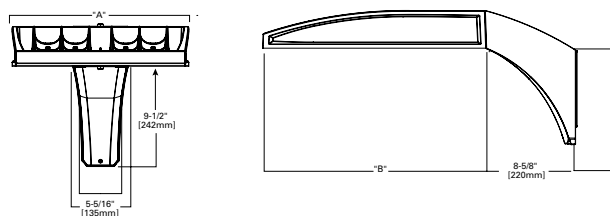
*NOTE: Use Type N drilling pattern

Mast Arm, Fixed (MA)



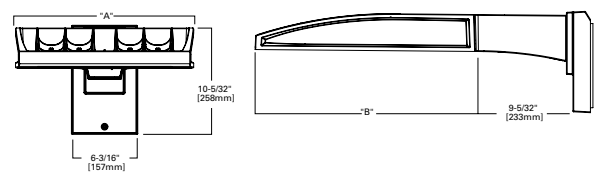
*NOTE: Fits 2-3/8" O.D. tenon

Upswept Arm (UP)



*NOTE: Universal bolt pattern compatible with Type N through Type M drilling patterns

Wall Mount, Fixed (WM)





Job Name:
SPIRIT VALLEY BUSINESS PARK - 649
SPIRIT VALLEY CENTRAL DRIVE

Catalog Number:
GALN-SA1A-740-U-SLL-WM-XX

Notes:

Type:

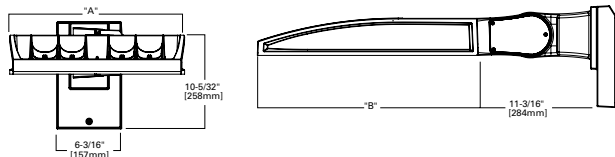
WP3

LAI24-308384

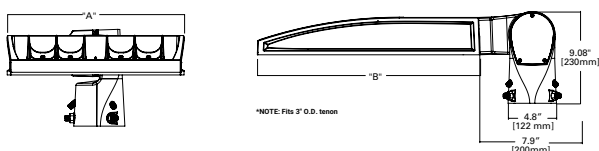
McGraw-Edison **GALN Galleon II**

Mounting Details

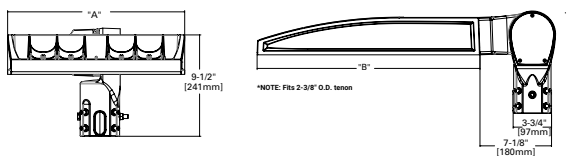
Wall Mount, Adjustable (WA)



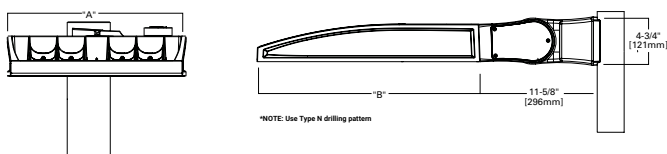
3\" Slipfitter, Adjustable (SP)



2-3/8\" Slipfitter, Adjustable (SP2)

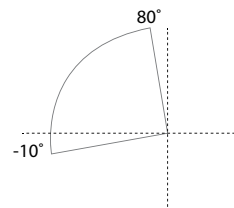


Pole Mount, Adjustable Arm (PA)



Adjustable Arm Range of Motion

- Includes WA, SP, SP2 and PA mounting options
- Adjustable in increments of 5°
- Must maintain downward facing orientation



Fixture Weights and EPAs

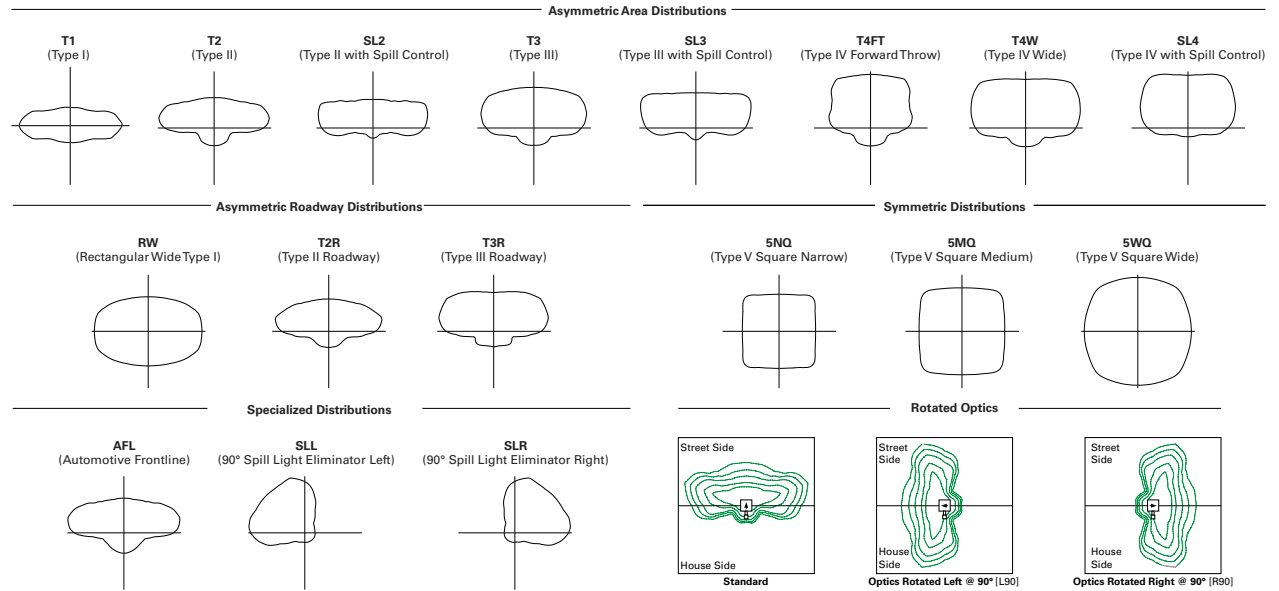
Tilt Angle (Degrees)	Number of Light Squares	Weight	1 @ 90°	2 @ 180°	2 @ 90°	2 @ 120°	3 @ 90°	3 @ 120°	4 @ 90°
0°	1-4	33.5 lb (15.2 kg)	0.85	1.70	1.46	1.66	2.31	2.25	2.35
	5-6	43.5 lb (19.7 kg)	0.86	1.71	1.62	1.80	2.49	2.35	2.50
	7-9	52.5 lb (23.8 kg)	0.98	1.95	1.75	1.98	2.73	2.55	2.76
15°	1-4	33.5 lb (15.2 kg)	1.10	1.71	1.95	2.26	2.81	3.30	2.87
	5-6	43.5 lb (19.7 kg)	1.42	1.71	2.27	2.72	3.13	3.63	3.15
	7-9	52.5 lb (23.8 kg)	1.69	1.96	2.67	3.22	3.65	4.38	3.72
30°	1-4	33.5 lb (15.2 kg)	1.72	1.81	2.58	3.21	3.44	4.59	3.53
	5-6	43.5 lb (19.7 kg)	2.26	2.29	3.11	4.00	3.97	5.27	4.00
	7-9	52.5 lb (23.8 kg)	2.75	2.85	3.73	4.83	4.71	6.45	4.81
45°	1-4	33.5 lb (15.2 kg)	2.25	2.36	3.10	4.00	3.96	5.63	4.08
	5-6	43.5 lb (19.7 kg)	2.96	2.99	3.81	5.06	4.67	6.49	4.71
	7-9	52.5 lb (23.8 kg)	3.63	3.76	3.73	6.17	5.59	8.03	5.73
60°	1-4	33.5 lb (15.2 kg)	2.63	2.77	3.49	4.58	4.34	6.21	4.48
	5-6	43.5 lb (19.7 kg)	3.46	3.51	4.32	5.84	5.19	7.01	5.22
	7-9	52.5 lb (23.8 kg)	4.27	4.44	5.25	7.15	6.23	8.80	6.40



McGraw-Edison

GALN Galleon II

Optical Distributions



Product Specifications

Construction

- Die-cast aluminum housing and heat sink
- Three housing sizes, using 1 to 9 light squares

Optics

- High-efficiency injection-molded AccuLED Optics technology
- 17 optical distributions for area site and roadway applications
- 3 shielding options include HSS, GRS and PFS
- IDA Certified (3000K CCT and warmer only, fixed mounting options)

Electrical

- Removable power tray assembly includes drivers, surge modules and control modules for ease of maintenance and serviceability
- Standard with 0-10V dimming
- Standard with 10kV surge module, optional 20kV surge module

- Suitable for operation in -40°C to 40°C ambient environments. Optional 50°C high ambient (HA) configuration

Mounting

- Arms are factory installed, enabling closed-housing installation
- All arms suitable for round or square pole installation
- All arms provide clearance for multiple fixture installations at 90°

Finish

- 6 standard finishes use super durable TGIC polyester powder coat paint, providing 2.5 mil nominal thickness and salt-spray tested to 3,000 hours per ASTM B117
- RAL and custom color matches available
- Coastal Construction (CC) option salt-spray tested to 5,000 hours per ASTM B117, achieving a scribe rating of 9 per ASTM D1654

Typical Applications

- Outdoor, Parking Lots, Walkways, Roadways, Building Areas

Warranty

- Five year limited warranty



Job Name:
SPIRIT VALLEY BUSINESS PARK - 649
SPIRIT VALLEY CENTRAL DRIVE

Catalog Number:
GALN-SA1A-740-U-SLL-WM-XX

Notes:

Type:

WP3

LAI24-308384

McGraw-Edison**GALN Galleon II****Energy and Performance Data****Lumen Maintenance (TM-21)**

Drive Current	Ambient Temperature	25,000 hours*	50,000 hours*	60,000 hours*	100,000 hours**	Theoretical L70 hours**
Up to 1A	25°C	99.4%	99.0%	98.9%	98.3%	> 2.4M
	40°C	98.7%	98.3%	98.1%	97.4%	> 1.9M
	50°C	98.2%	97.2%	96.8%	95.2%	> 851,000
1.2A	25°C	99.4%	99.0%	98.9%	98.3%	> 2.4M
	40°C	98.5%	97.9%	97.7%	96.7%	> 1.3M

Lumen Multiplier

Ambient Temperature	Lumen Multiplier
0°C	1.02
10°C	1.01
25°C	1.00
40°C	0.99
50°C	0.97

* Supported by IES TM-21 standards

** Theoretical values represent estimations commonly used; however, refer to the IES position on LED Product Lifetime Prediction, IES PS-10-18, explaining proper use of IES TM-21 and LM-80.

FADC Settings

SA1-SA3 (A, B, C, D Drive Current)

FADC Position	Percent of Typical Lumen Output
1	25%
2	48%
3	56%
4	65%
5	75%
6	80%
7	85%
8	90%
9	95%
10	100%

FADC Settings

SA4-SA6 (A, B, C, D Drive Current)

FADC Position	Percent of Typical Lumen Output
1	14%
2	25%
3	32%
4	43%
5	49%
6	57%
7	65%
8	72%
9	80%
10	100%

FADC Settings

SA7-SA9 (A, B, C, D Drive Current)

FADC Position	Percent of Typical Lumen Output
1	19%
2	38%
3	47%
4	63%
5	74%
6	85%
7	95%
8	97%
9	100%
10	100%



Job Name:
SPIRIT VALLEY BUSINESS PARK - 649
SPIRIT VALLEY CENTRAL DRIVE

Catalog Number:
GALN-SA1A-740-U-SLL-WM-XX

Notes:

Type:
WP3

LAI24-308384

McGraw-Edison **GALN Galleon II**

Performance Table, Drive Current "A" (615mA)

Number of Light Squares		1	2	3	4	5	6	7	8	9
Nominal Power (Watts)		33	63	93	121	154	182	215	244	274
Input Current @ 120V		0.283	0.529	0.778	1.058	1.310	1.556	1.839	2.089	2.335
Input Current @ 208V		0.165	0.309	0.460	0.618	0.771	0.919	1.082	1.240	1.379
Input Current @ 240V		0.143	0.270	0.398	0.540	0.671	0.796	0.944	1.078	1.194
Input Current @ 277V		0.125	0.237	0.352	0.473	0.581	0.705	0.818	0.962	1.057
Input Current @ 347V		0.098	0.181	0.272	0.362	0.454	0.544	0.636	0.738	0.816
Input Current @ 480V		0.073	0.133	0.200	0.267	0.335	0.400	0.470	0.554	0.600
Optics										
T1	4000K Lumens	4,619	9,180	13,628	18,059	22,861	27,070	31,796	36,863	41,385
	BUG Rating	B2-U0-G1	B3-U0-G1	B3-U0-G2	B4-U0-G2	B4-U0-G2	B4-U0-G2	B5-U0-G3	B5-U0-G3	B5-U0-G3
	Lumens per Watt	140	146	147	149	148	149	148	151	151
T2	4000K Lumens	4,654	9,249	13,730	18,194	23,032	27,273	32,034	37,138	41,694
	BUG Rating	B1-U0-G1	B1-U0-G2	B2-U0-G2	B2-U0-G3	B3-U0-G4	B3-U0-G4	B3-U0-G4	B3-U0-G5	B3-U0-G5
	Lumens per Watt	141	147	148	150	150	150	149	152	152
T2R	4000K Lumens	4,716	9,372	13,913	18,437	23,340	27,637	32,462	37,634	42,251
	BUG Rating	B1-U0-G1	B1-U0-G2	B2-U0-G2	B2-U0-G2	B3-U0-G3	B3-U0-G3	B3-U0-G4	B3-U0-G4	B3-U0-G4
	Lumens per Watt	143	149	150	152	152	152	151	154	154
T3	4000K Lumens	4,589	9,120	13,538	17,940	22,711	26,892	31,587	36,220	41,112
	BUG Rating	B1-U0-G1	B2-U0-G2	B2-U0-G2	B3-U0-G3	B3-U0-G3	B3-U0-G4	B3-U0-G4	B3-U0-G4	B4-U0-G4
	Lumens per Watt	139	145	146	148	147	148	147	150	150
T3R	4000K Lumens	4,735	9,411	13,970	18,513	23,436	27,751	32,596	37,790	42,425
	BUG Rating	B1-U0-G1	B1-U0-G2	B2-U0-G3	B2-U0-G3	B3-U0-G4	B3-U0-G4	B3-U0-G4	B3-U0-G5	B3-U0-G5
	Lumens per Watt	143	149	150	153	152	152	152	155	155
T4FT	4000K Lumens	4,617	9,176	13,622	18,051	22,851	27,058	31,782	36,847	41,366
	BUG Rating	B1-U0-G2	B2-U0-G2	B2-U0-G3	B3-U0-G3	B3-U0-G4	B3-U0-G4	B3-U0-G5	B3-U0-G5	B3-U0-G5
	Lumens per Watt	140	146	146	149	148	149	148	151	151
T4W	4000K Lumens	4,631	9,203	13,662	18,104	22,918	27,138	31,876	36,955	41,488
	BUG Rating	B1-U0-G2	B2-U0-G2	B2-U0-G3	B3-U0-G3	B3-U0-G4	B3-U0-G4	B3-U0-G5	B3-U0-G5	B4-U0-G5
	Lumens per Watt	140	146	147	150	149	149	148	151	151
SL2	4000K Lumens	4,619	9,180	13,627	18,058	22,860	27,069	31,795	36,861	41,383
	BUG Rating	B1-U0-G2	B2-U0-G2	B2-U0-G3	B3-U0-G3	B3-U0-G4	B3-U0-G4	B3-U0-G4	B3-U0-G5	B4-U0-G5
	Lumens per Watt	140	146	147	149	148	149	148	151	151
SL3	4000K Lumens	4,586	9,115	13,531	17,931	22,699	26,879	31,571	36,602	41,091
	BUG Rating	B1-U0-G1	B1-U0-G2	B2-U0-G3	B2-U0-G3	B3-U0-G4	B3-U0-G4	B3-U0-G4	B3-U0-G5	B3-U0-G5
	Lumens per Watt	139	145	145	148	147	148	147	150	150
SL4	4000K Lumens	4,529	9,002	13,363	17,708	22,417	26,544	31,178	36,146	40,580
	BUG Rating	B1-U0-G2	B1-U0-G3	B2-U0-G3	B2-U0-G4	B2-U0-G4	B3-U0-G5	B3-U0-G5	B3-U0-G5	B3-U0-G5
	Lumens per Watt	137	143	144	146	146	146	145	148	148
5NQ	4000K Lumens	4,829	9,598	14,247	18,880	23,901	28,301	33,242	38,539	43,266
	BUG Rating	B2-U0-G1	B3-U0-G1	B3-U0-G2	B4-U0-G2	B4-U0-G2	B4-U0-G2	B5-U0-G2	B5-U0-G3	B5-U0-G3
	Lumens per Watt	146	152	153	156	155	155	155	158	158
5MQ	4000K Lumens	4,853	9,645	14,318	18,974	24,020	28,442	33,407	38,731	43,482
	BUG Rating	B3-U0-G1	B3-U0-G2	B4-U0-G2	B4-U0-G2	B5-U0-G3	B5-U0-G3	B5-U0-G4	B5-U0-G4	B5-U0-G4
	Lumens per Watt	147	153	154	157	156	156	155	159	159
5WQ	4000K Lumens	4,843	9,625	14,288	18,934	23,969	28,382	33,337	38,649	43,390
	BUG Rating	B3-U0-G1	B4-U0-G2	B4-U0-G2	B5-U0-G3	B5-U0-G3	B5-U0-G4	B5-U0-G4	B5-U0-G4	B5-U0-G5
	Lumens per Watt	147	153	154	156	156	156	155	158	158
SLL/ SLR	4000K Lumens	3,989	7,927	11,768	15,594	19,741	23,375	27,456	31,831	35,736
	BUG Rating	B1-U0-G2	B1-U0-G2	B2-U0-G3	B2-U0-G3	B2-U0-G4	B3-U0-G4	B3-U0-G4	B3-U0-G5	B3-U0-G5
	Lumens per Watt	121	126	127	129	128	128	128	130	130
RW	4000K Lumens	4,774	9,488	14,085	18,665	23,628	27,979	32,863	38,100	42,774
	BUG Rating	B2-U0-G1	B3-U0-G1	B3-U0-G2	B4-U0-G2	B4-U0-G2	B4-U0-G2	B5-U0-G3	B5-U0-G3	B5-U0-G3
	Lumens per Watt	145	151	151	154	153	154	153	156	156
AFL	4000K Lumens	4,673	9,286	13,785	18,268	23,126	27,384	32,164	37,290	41,864
	BUG Rating	B1-U0-G1	B1-U0-G1	B2-U0-G2	B2-U0-G2	B3-U0-G2	B3-U0-G2	B3-U0-G3	B3-U0-G3	B3-U0-G3
	Lumens per Watt	142	147	148	151	150	150	150	153	153

* Nominal data for 70 CRI. ** For additional performance data, please reference the Galleon Supplemental Performance Guide.





Job Name:
SPIRIT VALLEY BUSINESS PARK - 649
SPIRIT VALLEY CENTRAL DRIVE

Catalog Number:
GALN-SA1A-740-U-SLL-WM-XX

Notes:

Type:
WP3

LAI24-308384

McGraw-Edison **GALN Galleon II**

Performance Table, Drive Current "B" (800mA)

Number of Light Squares		1	2	3	4	5	6	7	8	9
Nominal Power (Watts)		44	82	121	164	204	243	286	325	364
Input Current @ 120V		0.367	0.689	1.014	1.378	1.704	2.027	2.393	2.716	3.041
Input Current @ 208V		0.213	0.401	0.594	0.802	0.997	1.188	1.400	1.605	1.782
Input Current @ 240V		0.184	0.347	0.510	0.694	0.860	1.021	1.210	1.386	1.531
Input Current @ 277V		0.160	0.303	0.449	0.605	0.757	0.898	1.065	1.242	1.347
Input Current @ 347V		0.125	0.235	0.355	0.471	0.592	0.710	0.828	0.958	1.065
Input Current @ 480V		0.092	0.172	0.258	0.344	0.432	0.517	0.605	0.706	0.775
Optics										
T1	4000K Lumens	5,748	11,423	16,957	22,470	28,446	33,683	39,563	45,867	51,494
	BUG Rating	B2-U0-G1	B3-U0-G2	B4-U0-G2	B4-U0-G2	B4-U0-G2	B5-U0-G3	B5-U0-G3	B5-U0-G4	B5-U0-G4
	Lumens per Watt	131	139	140	137	139	139	138	141	141
T2	4000K Lumens	5,790	11,508	17,083	22,638	28,658	33,935	39,859	46,210	51,879
	BUG Rating	B1-U0-G2	B2-U0-G2	B2-U0-G3	B3-U0-G4	B3-U0-G4	B3-U0-G4	B3-U0-G5	B3-U0-G5	B4-U0-G5
	Lumens per Watt	132	140	141	138	140	140	139	142	143
T2R	4000K Lumens	5,868	11,662	17,311	22,941	29,041	34,388	40,391	46,827	52,572
	BUG Rating	B1-U0-G1	B2-U0-G2	B2-U0-G2	B3-U0-G3	B3-U0-G3	B3-U0-G4	B3-U0-G4	B3-U0-G4	B3-U0-G5
	Lumens per Watt	133	142	143	140	142	142	141	144	144
T3	4000K Lumens	5,710	11,347	16,845	22,322	28,258	33,461	39,303	45,565	51,155
	BUG Rating	B1-U0-G1	B2-U0-G2	B3-U0-G3	B3-U0-G3	B3-U0-G4	B3-U0-G4	B4-U0-G4	B4-U0-G5	B4-U0-G5
	Lumens per Watt	130	138	139	136	139	138	137	140	141
T3R	4000K Lumens	5,892	11,710	17,383	23,035	29,161	34,530	40,558	47,020	52,788
	BUG Rating	B1-U0-G2	B2-U0-G2	B2-U0-G3	B3-U0-G4	B3-U0-G4	B3-U0-G5	B3-U0-G5	B3-U0-G5	B4-U0-G5
	Lumens per Watt	134	143	144	140	143	142	142	145	145
T4FT	4000K Lumens	5,745	11,418	16,949	22,460	28,433	33,668	39,546	45,847	51,471
	BUG Rating	B1-U0-G2	B2-U0-G3	B2-U0-G3	B3-U0-G4	B3-U0-G4	B3-U0-G5	B3-U0-G5	B4-U0-G5	B4-U0-G5
	Lumens per Watt	131	139	140	137	139	139	138	141	141
T4W	4000K Lumens	5,762	11,451	16,999	22,526	28,517	33,767	39,662	45,982	51,622
	BUG Rating	B1-U0-G2	B2-U0-G2	B3-U0-G3	B3-U0-G4	B3-U0-G4	B3-U0-G5	B4-U0-G5	B4-U0-G5	B4-U0-G5
	Lumens per Watt	131	140	140	137	140	139	139	141	142
SL2	4000K Lumens	5,747	11,422	16,956	22,469	28,444	33,681	39,561	45,865	51,491
	BUG Rating	B1-U0-G2	B2-U0-G3	B3-U0-G3	B3-U0-G4	B3-U0-G4	B3-U0-G4	B4-U0-G5	B4-U0-G5	B4-U0-G5
	Lumens per Watt	131	139	140	137	139	139	138	141	141
SL3	4000K Lumens	5,707	11,342	16,836	22,311	28,244	33,444	39,283	45,542	51,129
	BUG Rating	B1-U0-G2	B2-U0-G3	B2-U0-G3	B3-U0-G4	B3-U0-G4	B3-U0-G5	B3-U0-G5	B3-U0-G5	B3-U0-G5
	Lumens per Watt	130	138	139	136	138	138	137	140	140
SL4	4000K Lumens	5,636	11,201	16,627	22,034	27,893	33,028	38,794	44,976	50,493
	BUG Rating	B1-U0-G2	B1-U0-G3	B2-U0-G4	B2-U0-G4	B3-U0-G5	B3-U0-G5	B3-U0-G5	B3-U0-G5	B3-U0-G5
	Lumens per Watt	128	137	137	134	137	136	136	138	139
5NQ	4000K Lumens	6,009	11,942	17,727	23,492	29,739	35,214	41,362	47,953	53,835
	BUG Rating	B2-U0-G1	B3-U0-G1	B4-U0-G2	B4-U0-G2	B5-U0-G2	B5-U0-G2	B5-U0-G3	B5-U0-G3	B5-U0-G3
	Lumens per Watt	137	146	147	143	146	145	145	148	148
5MQ	4000K Lumens	6,039	12,001	17,816	23,609	29,887	35,389	41,568	48,191	54,103
	BUG Rating	B3-U0-G1	B4-U0-G2	B4-U0-G2	B5-U0-G3	B5-U0-G3	B5-U0-G4	B5-U0-G4	B5-U0-G4	B5-U0-G5
	Lumens per Watt	137	146	147	144	147	146	145	148	149
5WQ	4000K Lumens	6,026	11,976	17,778	23,559	29,824	35,315	41,480	48,090	53,989
	BUG Rating	B3-U0-G1	B4-U0-G2	B5-U0-G3	B5-U0-G3	B5-U0-G4	B5-U0-G4	B5-U0-G4	B5-U0-G5	B5-U0-G5
	Lumens per Watt	137	146	147	144	146	145	145	148	148
SLL/ SLR	4000K Lumens	4,963	9,863	14,642	19,403	24,563	29,085	34,163	39,607	44,465
	BUG Rating	B1-U0-G2	B1-U0-G3	B2-U0-G3	B2-U0-G4	B3-U0-G4	B3-U0-G5	B3-U0-G5	B3-U0-G5	B3-U0-G5
	Lumens per Watt	113	120	121	118	120	120	119	122	122
RW	4000K Lumens	5,940	11,806	17,526	23,224	29,400	34,813	40,891	47,407	53,222
	BUG Rating	B3-U0-G1	B3-U0-G2	B4-U0-G2	B4-U0-G2	B5-U0-G3	B5-U0-G3	B5-U0-G3	B5-U0-G4	B5-U0-G4
	Lumens per Watt	135	144	145	142	144	143	143	146	146
AFL	4000K Lumens	5,814	11,555	17,153	22,730	28,775	34,073	40,021	46,398	52,090
	BUG Rating	B1-U0-G1	B2-U0-G1	B2-U0-G2	B2-U0-G2	B3-U0-G3	B3-U0-G3	B3-U0-G3	B3-U0-G3	B3-U0-G4
	Lumens per Watt	132	141	142	139	141	140	140	143	143

* Nominal data for 70 CRI. ** For additional performance data, please reference the Galleon Supplemental Performance Guide.





Job Name:
SPIRIT VALLEY BUSINESS PARK - 649
SPIRIT VALLEY CENTRAL DRIVE

Catalog Number:
GALN-SA1A-740-U-SLL-WM-XX

Notes:

Type:
WP3

LAI24-308384

McGraw-Edison **GALN Galleon II**

Performance Table, Drive Current "C" (1050mA)

Number of Light Squares		1	2	3	4	5	6	7	8	9
Nominal Power (Watts)		57	108	160	213	269	321	377	429	481
Input Current @ 120V		0.478	0.905	1.338	1.810	2.244	2.675	3.150	3.584	4.013
Input Current @ 208V		0.279	0.532	0.780	1.064	1.313	1.559	1.845	2.093	2.339
Input Current @ 240V		0.243	0.458	0.664	0.916	1.123	1.328	1.582	1.788	1.991
Input Current @ 277V		0.213	0.404	0.582	0.808	0.997	1.164	1.401	1.589	1.745
Input Current @ 347V		0.164	0.322	0.471	0.644	0.795	0.943	1.117	1.269	1.414
Input Current @ 480V		0.121	0.235	0.341	0.469	0.579	0.681	0.814	0.923	1.022
Optics										
T1	4000K Lumens	7,101	14,113	20,950	27,763	35,146	41,616	48,882	56,671	63,623
	BUG Rating	B3-U0-G1	B3-U0-G2	B4-U0-G2	B4-U0-G2	B5-U0-G3	B5-U0-G3	B5-U0-G4	B5-U0-G4	B5-U0-G4
	Lumens per Watt	125	131	131	130	131	130	130	132	132
T2	4000K Lumens	7,154	14,219	21,107	27,970	35,408	41,927	49,247	57,094	64,098
	BUG Rating	B1-U0-G2	B2-U0-G2	B3-U0-G3	B3-U0-G4	B3-U0-G4	B3-U0-G5	B4-U0-G5	B4-U0-G5	B4-U0-G5
	Lumens per Watt	126	132	132	131	132	131	131	133	133
T2R	4000K Lumens	7,250	14,408	21,389	28,344	35,881	42,487	49,905	57,857	64,954
	BUG Rating	B1-U0-G1	B2-U0-G2	B2-U0-G3	B3-U0-G3	B3-U0-G4	B3-U0-G4	B3-U0-G5	B4-U0-G5	B4-U0-G5
	Lumens per Watt	127	133	134	133	133	132	132	135	135
T3	4000K Lumens	7,054	14,020	20,812	27,580	34,914	41,342	48,560	56,297	63,203
	BUG Rating	B1-U0-G2	B2-U0-G2	B3-U0-G3	B3-U0-G4	B3-U0-G4	B4-U0-G4	B4-U0-G5	B4-U0-G5	B4-U0-G5
	Lumens per Watt	124	130	130	129	130	129	129	131	131
T3R	4000K Lumens	7,280	14,468	21,477	28,461	36,029	42,663	50,111	58,096	65,222
	BUG Rating	B1-U0-G2	B2-U0-G3	B3-U0-G4	B3-U0-G4	B3-U0-G5	B3-U0-G5	B3-U0-G5	B4-U0-G5	B4-U0-G5
	Lumens per Watt	128	134	134	134	134	133	133	135	136
T4FT	4000K Lumens	7,098	14,107	20,941	27,751	35,130	41,598	48,860	56,646	63,594
	BUG Rating	B1-U0-G2	B2-U0-G3	B3-U0-G4	B3-U0-G4	B3-U0-G5	B3-U0-G5	B4-U0-G5	B4-U0-G5	B4-U0-G5
	Lumens per Watt	125	131	131	130	131	130	130	132	132
T4W	4000K Lumens	7,119	14,148	21,003	27,832	35,233	41,720	49,004	56,812	63,781
	BUG Rating	B1-U0-G2	B2-U0-G3	B3-U0-G4	B3-U0-G4	B3-U0-G5	B4-U0-G5	B4-U0-G5	B4-U0-G5	B4-U0-G5
	Lumens per Watt	125	131	131	131	131	130	130	132	133
SL2	4000K Lumens	7,101	14,112	20,949	27,761	35,144	41,614	48,879	56,668	63,619
	BUG Rating	B1-U0-G2	B2-U0-G3	B3-U0-G3	B3-U0-G4	B3-U0-G5	B4-U0-G5	B4-U0-G5	B4-U0-G5	B4-U0-G5
	Lumens per Watt	125	131	131	130	131	130	130	132	132
SL3	4000K Lumens	7,051	14,013	20,802	27,566	34,897	41,321	48,535	56,269	63,172
	BUG Rating	B1-U0-G2	B2-U0-G3	B2-U0-G4	B3-U0-G4	B3-U0-G5	B3-U0-G5	B3-U0-G5	B4-U0-G5	B4-U0-G5
	Lumens per Watt	124	130	130	129	130	129	129	131	131
SL4	4000K Lumens	6,963	13,839	20,543	27,223	34,463	40,808	47,932	55,569	62,386
	BUG Rating	B1-U0-G2	B2-U0-G3	B2-U0-G4	B3-U0-G5	B3-U0-G5	B3-U0-G5	B3-U0-G5	B3-U0-G5	B3-U0-G5
	Lumens per Watt	122	128	128	128	128	127	127	130	130
5NQ	4000K Lumens	7,424	14,755	21,903	29,025	36,743	43,508	51,104	59,247	66,515
	BUG Rating	B3-U0-G1	B3-U0-G2	B4-U0-G2	B5-U0-G2	B5-U0-G3	B5-U0-G3	B5-U0-G3	B5-U0-G4	B5-U0-G4
	Lumens per Watt	130	137	137	136	137	136	136	138	138
5MQ	4000K Lumens	7,461	14,828	22,012	29,169	36,926	43,725	51,359	59,542	66,846
	BUG Rating	B3-U0-G1	B4-U0-G2	B5-U0-G3	B5-U0-G3	B5-U0-G4	B5-U0-G4	B5-U0-G4	B5-U0-G5	B5-U0-G5
	Lumens per Watt	131	137	138	137	137	136	136	139	139
5WQ	4000K Lumens	7,445	14,797	21,966	29,108	36,849	43,633	51,250	59,417	66,705
	BUG Rating	B3-U0-G2	B4-U0-G2	B5-U0-G3	B5-U0-G4	B5-U0-G4	B5-U0-G5	B5-U0-G5	B5-U0-G5	B5-U0-G5
	Lumens per Watt	131	137	137	137	137	136	136	139	139
SLL/SLR	4000K Lumens	6,132	12,187	18,091	23,973	30,348	35,936	42,210	48,935	54,938
	BUG Rating	B1-U0-G2	B2-U0-G3	B2-U0-G3	B3-U0-G4	B3-U0-G5	B3-U0-G5	B3-U0-G5	B3-U0-G5	B3-U0-G5
	Lumens per Watt	108	113	113	113	113	112	112	114	114
RW	4000K Lumens	7,340	14,587	21,653	28,694	36,325	43,013	50,522	58,573	65,757
	BUG Rating	B3-U0-G1	B3-U0-G2	B4-U0-G2	B4-U0-G2	B5-U0-G3	B5-U0-G3	B5-U0-G4	B5-U0-G4	B5-U0-G4
	Lumens per Watt	129	135	135	135	135	134	134	137	137
AFL	4000K Lumens	7,183	14,276	21,193	28,084	35,552	42,098	49,448	57,327	64,359
	BUG Rating	B1-U0-G1	B2-U0-G2	B2-U0-G2	B3-U0-G2	B3-U0-G3	B3-U0-G3	B3-U0-G4	B3-U0-G4	B4-U0-G4
	Lumens per Watt	126	132	132	132	132	131	131	134	134

* Nominal data for 70 CRI. ** For additional performance data, please reference the Galleon Supplemental Performance Guide.





Job Name:
SPIRIT VALLEY BUSINESS PARK - 649
SPIRIT VALLEY CENTRAL DRIVE

Catalog Number:
GALN-SA1A-740-U-SLL-WM-XX

Notes:

Type:
WP3

LAI24-308384

McGraw-Edison **GALN Galleon II**

Performance Table, Drive Current "D" (1200mA)

Number of Light Squares		1	2	3	4	5	6	7	8	9
Nominal Power (Watts)		65	125	184	245	309	368	433	493	552
Input Current @ 120V		0.546	1.041	1.535	2.082	2.578	3.070	3.619	4.114	4.605
Input Current @ 208V		0.318	0.610	0.893	1.219	1.504	1.786	2.113	2.397	2.679
Input Current @ 240V		0.276	0.523	0.758	1.046	1.282	1.516	1.806	2.041	2.274
Input Current @ 277V		0.241	0.460	0.662	0.920	1.133	1.325	1.593	1.807	1.987
Input Current @ 347V		0.187	0.370	0.543	0.740	0.915	1.085	1.285	1.459	1.628
Input Current @ 480V		0.138	0.269	0.391	0.537	0.663	0.782	0.932	1.057	1.173
Optics										
T1	4000K Lumens	7,814	15,529	23,053	30,549	38,672	45,793	53,787	62,358	70,007
	BUG Rating	B3-U0-G1	B4-U0-G2	B4-U0-G2	B5-U0-G3	B5-U0-G3	B5-U0-G4	B5-U0-G4	B5-U0-G4	B5-U0-G4
	Lumens per Watt	120	124	125	125	125	124	124	126	127
T2	4000K Lumens	7,872	15,645	23,225	30,777	38,962	46,135	54,189	62,824	70,530
	BUG Rating	B1-U0-G2	B2-U0-G3	B3-U0-G4	B3-U0-G4	B3-U0-G5	B3-U0-G5	B4-U0-G5	B4-U0-G5	B4-U0-G5
	Lumens per Watt	121	125	126	126	126	125	125	127	128
T2R	4000K Lumens	7,977	15,854	23,535	31,188	39,482	46,751	54,913	63,663	71,472
	BUG Rating	B1-U0-G2	B2-U0-G2	B3-U0-G3	B3-U0-G4	B3-U0-G4	B3-U0-G4	B4-U0-G5	B4-U0-G5	B4-U0-G5
	Lumens per Watt	123	127	128	127	128	127	127	129	129
T3	4000K Lumens	7,762	15,427	22,901	30,348	38,418	45,491	53,433	61,947	69,546
	BUG Rating	B2-U0-G2	B3-U0-G3	B3-U0-G3	B3-U0-G4	B4-U0-G4	B4-U0-G5	B4-U0-G5	B4-U0-G5	B4-U0-G5
	Lumens per Watt	119	123	124	124	124	124	123	126	126
T3R	4000K Lumens	8,010	15,920	23,632	31,317	39,645	46,944	55,139	63,925	71,767
	BUG Rating	B1-U0-G2	B2-U0-G3	B3-U0-G4	B3-U0-G4	B3-U0-G5	B3-U0-G5	B4-U0-G5	B4-U0-G5	B4-U0-G5
	Lumens per Watt	123	127	128	128	128	128	127	130	130
T4FT	4000K Lumens	7,810	15,522	23,043	30,535	38,655	45,772	53,763	62,330	69,976
	BUG Rating	B1-U0-G2	B2-U0-G3	B3-U0-G4	B3-U0-G4	B3-U0-G5	B4-U0-G5	B4-U0-G5	B4-U0-G5	B4-U0-G5
	Lumens per Watt	120	124	125	125	125	124	124	126	127
T4W	4000K Lumens	7,833	15,568	23,110	30,625	38,769	45,907	53,921	62,513	70,182
	BUG Rating	B2-U0-G2	B3-U0-G3	B3-U0-G4	B3-U0-G5	B4-U0-G5	B4-U0-G5	B4-U0-G5	B4-U0-G5	B4-U0-G5
	Lumens per Watt	121	125	126	125	125	125	125	127	127
SL2	4000K Lumens	7,813	15,528	23,052	30,547	38,670	45,790	53,784	62,354	70,003
	BUG Rating	B2-U0-G2	B3-U0-G3	B3-U0-G4	B3-U0-G4	B4-U0-G5	B4-U0-G5	B4-U0-G5	B4-U0-G5	B4-U0-G5
	Lumens per Watt	120	124	125	125	125	124	124	126	127
SL3	4000K Lumens	7,758	15,419	22,889	30,332	38,398	45,468	53,406	61,916	69,511
	BUG Rating	B1-U0-G2	B2-U0-G3	B3-U0-G4	B3-U0-G4	B3-U0-G5	B3-U0-G5	B3-U0-G5	B4-U0-G5	B4-U0-G5
	Lumens per Watt	119	123	124	124	124	124	123	126	126
SL4	4000K Lumens	7,662	15,228	22,605	29,955	37,921	44,903	52,742	61,146	68,646
	BUG Rating	B1-U0-G3	B2-U0-G3	B2-U0-G4	B3-U0-G5	B3-U0-G5	B3-U0-G5	B3-U0-G5	B3-U0-G5	B4-U0-G5
	Lumens per Watt	118	122	123	122	123	122	122	124	124
5NQ	4000K Lumens	8,169	16,235	24,101	31,938	40,431	47,874	56,232	65,193	73,190
	BUG Rating	B3-U0-G1	B3-U0-G2	B4-U0-G2	B5-U0-G2	B5-U0-G3	B5-U0-G3	B5-U0-G4	B5-U0-G4	B5-U0-G4
	Lumens per Watt	126	130	131	130	131	130	130	132	133
5MQ	4000K Lumens	8,210	16,316	24,221	32,097	40,632	48,113	56,512	65,517	73,554
	BUG Rating	B3-U0-G2	B4-U0-G2	B5-U0-G3	B5-U0-G3	B5-U0-G4	B5-U0-G4	B5-U0-G5	B5-U0-G5	B5-U0-G5
	Lumens per Watt	126	131	132	131	131	131	131	133	133
5WQ	4000K Lumens	8,192	16,282	24,170	32,029	40,546	48,011	56,393	65,379	73,399
	BUG Rating	B3-U0-G2	B4-U0-G2	B5-U0-G3	B5-U0-G4	B5-U0-G4	B5-U0-G5	B5-U0-G5	B5-U0-G5	B5-U0-G5
	Lumens per Watt	126	130	131	131	131	130	130	133	133
SLL/SLR	4000K Lumens	6,747	13,410	19,906	26,379	33,394	39,542	46,445	53,846	60,451
	BUG Rating	B1-U0-G2	B2-U0-G3	B2-U0-G4	B3-U0-G4	B3-U0-G5	B3-U0-G5	B3-U0-G5	B3-U0-G5	B4-U0-G5
	Lumens per Watt	104	107	108	108	107	107	107	109	110
RW	4000K Lumens	8,076	16,050	23,826	31,574	39,970	47,329	55,592	64,450	72,356
	BUG Rating	B3-U0-G1	B4-U0-G2	B4-U0-G2	B5-U0-G3	B5-U0-G3	B5-U0-G4	B5-U0-G4	B5-U0-G4	B5-U0-G5
	Lumens per Watt	124	128	129	129	129	129	128	131	131
AFL	4000K Lumens	7,904	15,709	23,320	30,902	39,120	46,323	54,410	63,079	70,817
	BUG Rating	B1-U0-G1	B2-U0-G2	B3-U0-G2	B3-U0-G3	B3-U0-G3	B3-U0-G3	B3-U0-G4	B4-U0-G4	B4-U0-G4
	Lumens per Watt	122	126	127	126	127	126	126	128	128

* Nominal data for 70 CRI. ** For additional performance data, please reference the Galleon Supplemental Performance Guide.





Job Name:
SPIRIT VALLEY BUSINESS PARK - 649
SPIRIT VALLEY CENTRAL DRIVE

Catalog Number:
GALN-SA1A-740-U-SLL-WM-XX

Notes:

Type:
WP3

LAI24-308384

McGraw-Edison **GALN Galleon II**

Control Options

0-10V (DIM)

This fixture is offered standard with 0-10V dimming driver(s). The DIM option provides 0-10V dimming wire leads for use with a lighting control panel or other control method.

Photocontrol (BPC, PR and PR7)

Optional button-type photocontrol (BPC) and photocontrol receptacles (PR and PR7) provide a flexible solution to enable "dusk-to-dawn" lighting by sensing light levels. Advanced control systems compatible with NEMA 7-pin standards can be utilized with the PR7 receptacle.

After Hours Dim (AHD)

This feature allows photocontrol-enabled luminaires to achieve additional energy savings by dimming during scheduled portions of the night. The dimming profile will automatically take effect after a "dusk-to-dawn" period has been calculated from the photocontrol input. Specify the desired dimming profile for a simple, factory-shipped dimming solution requiring no external control wiring. Reference the After Hours Dim supplemental guide for additional information.

Dimming Occupancy Sensor (SPB and MS/DIM-LXX)

These passive infrared (PIR) sensors are factory installed in the luminaire housing. When the SPB (FSP-321 or FSP-311) or MS/DIM (FSP-211) sensor options are selected, the occupancy sensor is connected to a dimming driver and the luminaire dims when no motion is detected. After a set period of time, the luminaire turns off, and when motion is detected, the luminaire returns to full light output. Both sensors are factory preset to dim down to approximately 10% power with a time delay of five minutes. The MS/DIM sensor requires the FSIR-100 programming tool to adjust factory defaults. The SPB sensor default parameters are listed in the table below and can be configured utilizing the Sensor Configuration mobile application for iOS and Android devices. The SPB/X is configured to control only the specified number of light squares (See SPB/X Availability Table below.) An integral photocontrol can be activated with the app for "dusk-to-dawn" control or daylight harvesting - the factory default is off. Four sensor colors are available; Bronze, Black, Gray and White, and are automatically selected based on the luminaire finish as indicated by the table below.

Default Program Settings (Out of the Box Functionality)

SPB sensor finish matched to luminaire finish		
Luminaire Finish		SPB Sensor Finish*
WH	White	White
BK	Black	Black
GM	Graphite Metallic	Black
BZ	Bronze	Bronze
AP	Gray	Gray
DP	Dark Platinum	Gray

*SPB bezel color automatically selected based on luminaire finish

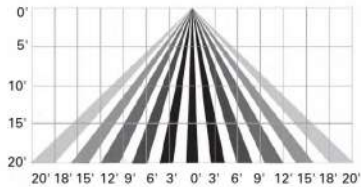
SPB/X Availability Table	
Fixture Square Count	Available SPB/X Square Count
1	Not Available
2	Not Available
3	Not Available
4	2
5	2 or 3
6	3
7	2, 3, 4 or 5
8	2, 3, 5 or 6
9	3 or 6

Occupancy Sensor				
Setting	MS/DIM	SPB	WaveLinx Lite (WOF / WOB)	WaveLinx (SWPD)
High Mode %	100%	100%	100%	100%
Low Mode %	10%	10%	50%	50%
Time Delay	5 min	5 min	15 min	15 min
Cut Off Delay	1 hr	1 hr	Disabled	Disabled
PhotoCell Enabled	No	No	Yes	Yes

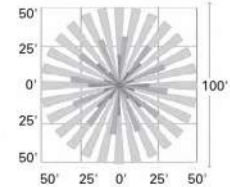
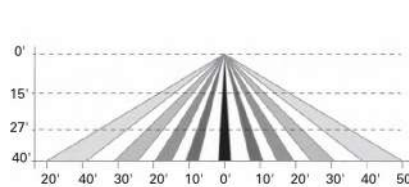
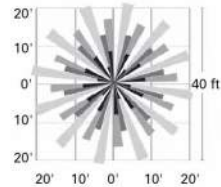
WaveLinx Wireless Control and Monitoring System

Operates on a wireless mesh network based on IEEE 802.15.4 standards enabling wireless control of outdoor lighting. WaveLinx and WaveLinx Lite sensors utilize the Zhaga Book 18 compliant 4-PIN receptacle (ZD or ZW), while the WOLC control module utilizes a 7-PIN receptacle. ZW option provides 4-PIN receptacle and control module to enable future installation of WaveLinx sensors. ZD option provides 4-PIN receptacle and sensor-ready (SR) driver to enable future installation of WaveLinx sensors, power monitoring, and advanced functionality. WaveLinx (SWPD4 to SWPD5) outdoor wireless sensors offer passive infrared (PIR) occupancy and photocell for closed loop daylight harvesting, and can be factory or field-installed. Sensors are factory preset to dim down to 50% after 15 minutes of no motion detected. Two lens options are available for mounting heights of 7' to 40'. Use the WaveLinx mobile application for set-up and configuration. At least one Wireless Area Controller (WAC) is required for full functionality and remote communication (including adjustment of any factory pre-sets). WaveLinx Lite (WOF and WOB) outdoor wireless sensors provide PIR occupancy and photocell for closed loop daylight harvesting, and can be factory or field-installed. Sensors are factory preset to dim down to 50% after 15 minutes of no motion detected. Two lens options are available for mounting heights of 7' to 40'. Use the WaveLinx Lite mobile application for set-up and configuration. WAC not required. WaveLinx Outdoor Control Module (WOLC-7P-10A) accessory provides a photocontrol enabling astronomic or time-based schedules to provide ON, OFF and dimming control of fixtures utilizing a 7-PIN receptacle. The out-of-box functionality is ON at dusk and OFF at dawn.

For mounting heights up to 15' (SWPD4 and WOB)



For mounting heights up to 40' (SWPD5 and WOF)



LumenSafe Integrated Network Security Camera (LD)

Cooper Lighting Solutions brings ease of camera deployment to a whole new level. No additional wiring is needed beyond providing line power to the luminaire. A variety of networking options allows security integrators to design the optimal solution for active surveillance. As the ideal solution to meet the needs for active surveillance, the LumenSafe integrated network camera is a streamlined, outdoor-ready fixed dome that provides HDTV 1080p video. This IP camera is optimally designed for deployment in the video management system or security software platform of choice.

Synapse (DIM10)

SimplySNAP integrated wireless controls system by Synapse. Includes factory installed DIM10 Synapse control module and FSP-201 motion sensor; requires additional Synapse system components for operation. Contact Synapse at www.synapsewireless.com for product support, warranty and terms and conditions.



Cooper Lighting Solutions
1121 Highway 74 South
Peachtree City, GA 30269
P: 770-486-4800
www.cooperlighting.com

© 2023 Cooper Lighting Solutions
All Rights Reserved.
Specifications and dimensions
subject to change without notice.

PS500052EN page 11
September 29, 2023 1:22 PM



Job Name:
SPIRIT VALLEY BUSINESS PARK - 649
SPIRIT VALLEY CENTRAL DRIVE

Catalog Number:
GALN-SA1A-740-U-SLR-WM-XX

Notes:

Type:

WP4

LAI24-308384

Project		Catalog #		Type	
Prepared by		Notes		Date	



McGraw-Edison

GALN Galleon II

Area / Site Luminaire

Product Features



Product Certifications



Interactive Menu

- Ordering Information page 2
- Mounting Details page 3
- Optical Distributions page 5
- Product Specifications page 5
- Energy and Performance Data page 6
- Control Options page 11

Quick Facts

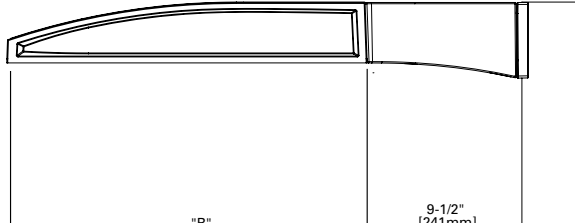
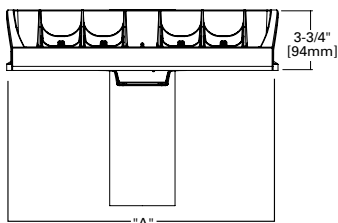
- Lumen packages range from 3,300 - 73,500 (33W - 552W)
- 17 optical distributions
- Efficacy up to 159 lumens per watt

Connected Systems

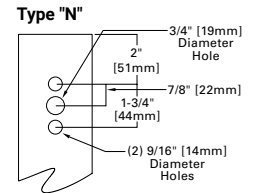
- WaveLinx Lite
- WaveLinx

Dimensional Details

Standard Pole Mount Arm



Pole Drilling Pattern



Number of Light Squares	Width "A"	Housing Length "B"	Weight with Standard or QM Arm	EPA with Standard or QM Arm
1-4	16"	22"	29 lb	0.95
5-6	22"	22"	39 lb	0.95
7-9	22"	28-1/8"	48 lb	1.1

NOTES:
For arm selection requirements and additional line art, see Mounting Details section.

NOTES:
1. Visit <https://www.designlights.org/search/> to confirm qualification. Not all product variations are DLC qualified.
2. IDA Certified (3000K CCT and warmer only, fixed mounting options)





Job Name:
SPIRIT VALLEY BUSINESS PARK - 649
SPIRIT VALLEY CENTRAL DRIVE

Catalog Number:
GALN-SA1A-740-U-SLR-WM-XX

Type:
WP4

Notes:

LAI24-308384

McGraw-Edison

GALN Galleon II

Ordering Information

SAMPLE NUMBER: GALN-SA4C-740-U-T4FT-GM

Product Family 1,2	Light Engine		Color Temperature	Voltage	Distribution	Mounting	Finish
	Configuration	Drive Current					
GALN=Galleon II BAA-GALN=Galleon II Buy American Act Compliant 27 TAA-GALN=Galleon II Trade Agreements Act Compliant 27	SA1=1 Square SA2=2 Squares SA3=3 Squares SA4=4 Squares SA5=5 Squares SA6=6 Squares SA7=7 Squares SA8=8 Squares SA9=9 Squares	A=600mA B=800mA C=1000mA D=1200mA 4,17 Z=Configured 23	722=70CRI, 2200K 727=70CRI, 2700K 730=70CRI, 3000K 735=70CRI, 3500K 740=70CRI, 4000K 750=70CRI, 5000K 760=70CRI, 6000K 827=80CRI, 2700K 830=80CRI, 3000K 835=80CRI, 3500K 840=80CRI, 4000K 930=90CRI, 3000K 935=90CRI, 3500K 940=90CRI, 4000K 950=90CRI, 5000K AMB=Amber, 590nm 15, 17	U=120-277V H=347V-480V 7, 30 1=120V 2=208V 3=240V 4=277V 8=480V 7, 30 9=347V 7 DV=277V-480V DuraVolt Drivers 29, 30, 31	T1=Type I T2=Type II T2R=Type II Roadway T3=Type III T3R=Type III Roadway T4FT=Type IV Forward Throw T4W=Type IV Wide 5NQ=Type V Narrow 5MQ=Type V Square Medium 5WQ=Type V Square Wide SL2=Type II w/Spill Control SL3=Type III w/Spill Control SL4=Type IV w/Spill Control SLL=90° Spill Light Eliminator Left SLR=90° Spill Light Eliminator Right RW=Rectangular Wide Type I AFL=Automotive Frontline	[Blank]=Standard Pole Mount Arm QU=Quick Mount Universal Arm QM=Pole Mount Arm with Quick Mount Adaptor PA=Pole Mount, Adjustable SP=3" Slipfitter, Adjustable 4 SP2=2-3/8" Slipfitter, Adjustable 4 QMA=Quick Mount Mast Arm, Fixed MA=Mast Arm, Fixed WM=Wall Mount, Fixed WA=Wall Mount, Adjustable UP=Upswept Arm	AP=Grey BZ=Bronze BK=Black DP=Dark Platinum GM=Graphite Metallic WH=White RALXX=Custom Color

VERIFY FINISH

Options (Add as Suffix)	Controls and Systems Options (Add as Suffix)	Accessories (Order Separately) 28
<p>DIM=External 0-10V Dimming Leads 20 F=Single Fuse (120, 277 or 347V Specify Voltage) FF=Double Fuse (208, 240 or 480V Specify Voltage) 20K=20KV UL 1449 fused surge protective device 19 2L=Two Circuits 18 HA=50°C High Ambient HSS=Installed House Side Shield 18 GRSBK=Glare Reducing Shield, Black 23 GRSWH=Glare Reducing Shield, White 23 LCF=Light Square Trim Painted to Match Housing 24 TH=Tool-less Door Hardware 5 CC=Coastal Construction finish 7 L90=Optics Rotated 90° Left R90=Optics Rotated 90° Right AHD145=After Hours Dim, 5 Hours 22 AHD245=After Hours Dim, 6 Hours 22 AHD255=After Hours Dim, 7 Hours 22 AHD355=After Hours Dim, 8 Hours 22 DALI=DALI Drivers</p>	<p>BPC=Button Type Photocontrol. Must specify voltage 120V, 208V, 240V or 277V. 6 PR=NEMA 3-PIN Photocontrol Receptacle PR7=NEMA 7-PIN Photocontrol Receptacle 21 FADC=Field Adjustable Dimming Controller 22 PSC=Photocontrol Shorting Cap SPB2=Dimming Motion Sensor, 9'-20' mounting 24 SPB4=Dimming Motion Sensor, 21'-40' mounting 24 SPB2/X=Dimming Motion Sensor, limited square count, 9'-20' mounting 24 SPB4/X=Dimming Motion Sensor, limited square count, 21'-40' mounting 24 MS/DIM-L20=Motion Sensor for Dimming Operation, 9'-20' Mounting 34 MS/DIM-L40=Motion Sensor for Dimming Operation, 21'-40' Mounting 34 ZW=WaveLinX-enabled 4-PIN Twistlock Receptacle 19 ZD=SR Driver-enabled 4-PIN Twistlock Receptacle 19 ZW-WOBXX=WaveLinX Lite, Dimming Motion and Daylight, Bluetooth Programmable, 7' - 15' Mounting 19,12 ZW-WOFXX=WaveLinX Lite, Dimming Motion and Daylight, Bluetooth Programmable, 15' - 40' Mounting 19,12 ZD-WOBXX=WaveLinX Lite, SR Driver, Dimming Motion and Daylight, Bluetooth Programmable, 7' - 15' Mounting 19,12 ZD-WOFXX=WaveLinX Lite, SR Driver, Dimming Motion and Daylight, Bluetooth Programmable, 15' - 40' Mounting 19,12 ZW-SWPD4XX=WaveLinX Pro, Dimming Motion and Daylight, WAC Programmable, 7' - 15' Mounting 19,12,13 ZW-SWPD5XX=WaveLinX Pro, Dimming Motion and Daylight, WAC Programmable, 15' - 40' Mounting 19,12,13 ZD-SWPD4XX=WaveLinX Pro, SR Driver, Dimming Motion and Daylight, WAC Programmable, 7' - 15' Mounting 19,12,13 ZD-SWPD5XX=WaveLinX Pro, SR Driver, Dimming Motion and Daylight, WAC Programmable, 15' - 40' Mounting 19,12,13 DIM10-L20=Synapse Occupancy Sensor (9'-20' Mounting) 19 DIM10-L40=Synapse Occupancy Sensor (21'-40' Mounting) 19</p>	<p>QA/RA1016=NEMA Photocontrol Multi-Tap - 105-285V QA/RA1027=NEMA Photocontrol - 480V QA/RA1201=NEMA Photocontrol - 347V QA/RA1013=Photocontrol Shorting Cap QA/RA1014=120V Photocontrol MA1252=10kV Surge Module Replacement MA1036-XX=Single Tenon Adapter for 2-3/8" O.D. Tenon MA1037-XX=2@180° Tenon Adapter for 2-3/8" O.D. Tenon MA1197-XX=3@120° Tenon Adapter for 2-3/8" O.D. Tenon MA1188-XX=4@90° Tenon Adapter for 2-3/8" O.D. Tenon MA1189-XX=2@90° Tenon Adapter for 2-3/8" O.D. Tenon MA1190-XX=3@90° Tenon Adapter for 2-3/8" O.D. Tenon MA1191-XX=2@120° Tenon Adapter for 2-3/8" O.D. Tenon MA1038-XX=Single Tenon Adapter for 3-1/2" O.D. Tenon MA1039-XX=2@180° Tenon Adapter for 3-1/2" O.D. Tenon MA1192-XX=3@120° Tenon Adapter for 3-1/2" O.D. Tenon MA1193-XX=4@90° Tenon Adapter for 3-1/2" O.D. Tenon MA1194-XX=2@90° Tenon Adapter for 3-1/2" O.D. Tenon MA1195-XX=3@90° Tenon Adapter for 3-1/2" O.D. Tenon SRA238=Adapter kit for mounting 3" SP arm to 2-3/8" O.D. vertical tenon FSIR-100=Wireless Configuration Tool for MS/DIM 34 LS/HSS=Field Installed House Side Shield 9,18 LS/GRSBK-2PK=Glare Reducing Shield, Black 9,23 LS/GRSWH-2PK=Glare Reducing Shield, White 9,23 LS/PFS=Perimeter Shield, Black 18 WOLC-7P-10A=WaveLinX Outdoor Control Module 11,19 WOB-XX=WaveLinX Lite Sensor, Dimming Motion and Daylight, Bluetooth Programmable, 7' - 15' Mounting 12,14,19 WOF-XX=WaveLinX Lite Sensor, Dimming Motion and Daylight, Bluetooth Programmable, 15' - 40' Mounting 12,14,19 SWPD4-XX=WaveLinX Sensor, Dimming Motion and Daylight, WAC Programmable, 7' - 15' Mounting 12,13,14,19 SWPD5-XX=WaveLinX Sensor, Dimming Motion and Daylight, WAC Programmable, 15' - 40' Mounting 12,13,14,19</p>

NOTES:

- Customer is responsible for engineering analysis to confirm pole and fixture compatibility for all applications. Refer to our white paper WP513001EN for additional support information.
- DesignLights Consortium® Qualified. Refer to www.designlights.org Qualified Products List under Family Models for details.
- Coastal construction finish salt spray tested to over 5,000-hours per ASTM B117, with a scribe rating of 9 per ASTM D1654. Not available with TH option.
- Drive current 1200mA not available with color temperatures 722, 727, 827, 830 or 930 when the HSS option is selected.
- TH option not 3G rated. Not available with Coastal Construction (CC) option.
- Not available with voltage options H, 8 or 9.
- Requires the use of an internal step down transformer when combined with sensor options. Not available in combination with the HA high ambient and sensor options at 1A.
- SP arm limited to 3" O.D. vertical tenon. SP2 limited to 2-3/8" O.D. vertical tenon.
- One required for each Light Square.
- 2L is not available with SPB at 347V or 480V. Not available with WaveLinX or Enlightened sensors, or 20kV surge option.
- Requires PR7.
- Replace XX with sensor color (WH, BZ or BK.)
- WAC Gateway required to enable field-configurable: Order WAC-PoE and WPOE-120 (10V to PoE injector) power supply if needed. WAC not required for LC Bluetooth sensors.
- Requires ZW or ZD receptacle.
- Narrow-band 590nm +/- 5nm for wildlife and observatory use. Choose drive current A; supplied at 500mA drive current only. Exact luminaire wattage available in IES files. Available with SWQ, SMQ, SL2, SL3 and SL4 distributions. Can be used with HSS option.
- Set of 4 pcs. One set required per Light Square.

- Not available with HA option.
- Not for use with T1, 5MQ, 5WQ or RW optics.
- Cannot be used with other control options.
- Low voltage control lead brought out 18" outside fixture. Not available with DALI or integrated controls options
- Not available if any SPB, LWR, or WaveLinX sensor is selected. Motion sensor has an integral photocell.
- Requires the use of BPC photocontrol or the PR7 or PR photocontrol receptacle with photocontrol accessory.
- Not for use with T1, T4FT, T4W or SL4 optics.
- Sensor configuration mobile application required for configuration. See controls page for details.
- Replace X with number of Light Squares controlled by the SPB, referencing the "SPB/X Availability Table" on the controls page.
- Not available with HSS, GRSWH or GRSBK.
- Only product configurations with these designated prefixes are built to be compliant with the Buy American Act of 1933 (BAA) or Trade Agreements Act of 1979 (TAA), respectively. Please refer to www.designlights.org website for more information. Components shipped separately may be separately analyzed under domestic preference requirements.
- For BAA or TAA requirements, Accessories sold separately will be separately analyzed under domestic preference requirements. Consult factory for further information.
- DuraVolt drivers feature added protection from power quality issues such as loss of neutral, transients and voltage fluctuations. Visit www.signify.com/duravolt for more information.
- 300V not to be used with ungrounded or impedance grounded systems.
- Not available in 1 square configuration at 800mA or below. Not available with any control option except SPB.
- Cannot be used with PR7 or other motion response control options.
- Use GALN Product Configurator to specify lumen output, drive current and wattage. Not available with AMB.
- Uses the FSP-211 motion sensor. The FSIR-100 configuration tool is required to adjust parameters including high and low modes, sensitivity, time delay, cutoff and more. Consult your lighting representative at Cooper Lighting Solutions for more information.

LumenSafe Integrated Network Security Camera Technology Options (Add as Suffix)

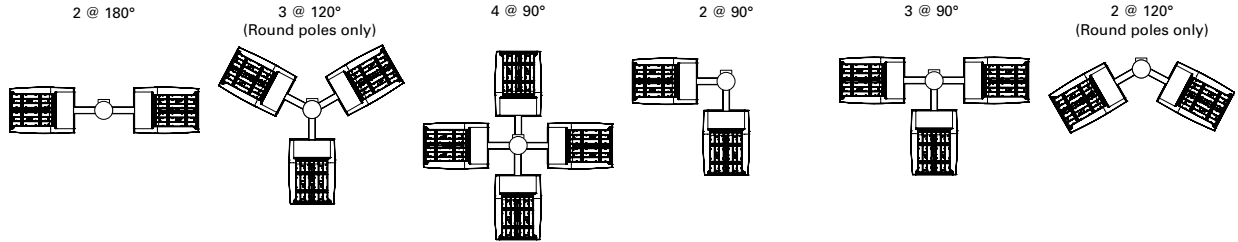
Product Family	Camera Type	Data Backhaul
L=LumenSafe Technology 	D=Standard Dome Camera H=Hi-Res Dome Camera Z=Remote PTZ Camera	C=Cellular, No SIM A=Cellular, AT&T V=Cellular, Verizon S=Cellular, Sprint R=Cellular, Rogers W=Wi-Fi Networking w/ Omni-Directional Antenna E=Ethernet Networking



McGraw-Edison **GALN Galleon II**

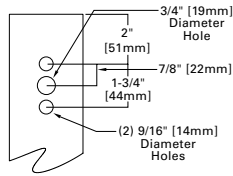
Mounting Details

Pole Configuration Options

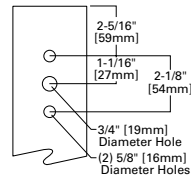


Pole Drilling Patterns

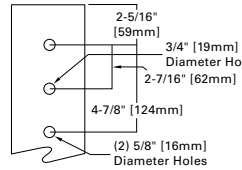
Type "N"



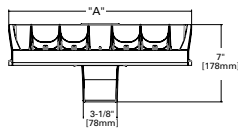
Type "R"



Type "M"

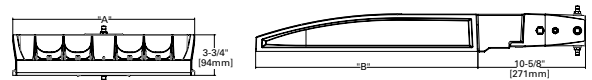


Quick Mount Universal Arm (QU)



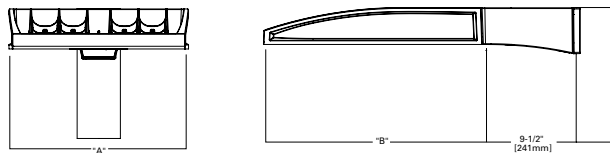
*NOTE: Universal bolt pattern compatible with Type N through Type M drilling patterns

Quick Mount Mast Arm (QMA)



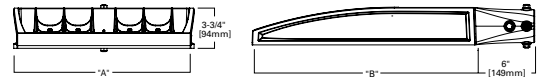
*NOTE: Fits 2-3/8" O.D. tenon

Pole Mount Arm with Quick Mount Adaptor (QM)



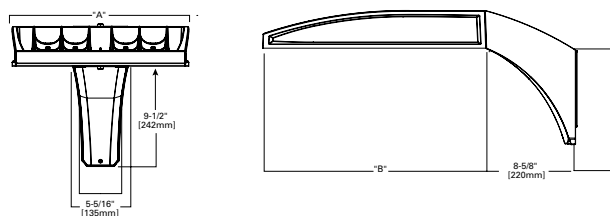
*NOTE: Use Type N drilling pattern

Mast Arm, Fixed (MA)



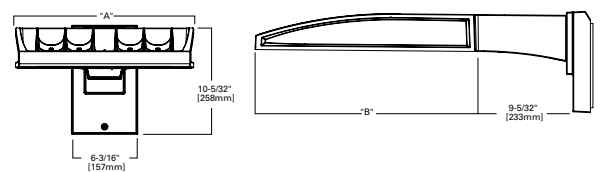
*NOTE: Fits 2-3/8" O.D. tenon

Upswept Arm (UP)



*NOTE: Universal bolt pattern compatible with Type N through Type M drilling patterns

Wall Mount, Fixed (WM)





Job Name:
SPIRIT VALLEY BUSINESS PARK - 649
SPIRIT VALLEY CENTRAL DRIVE

Catalog Number:
GALN-SA1A-740-U-SLR-WM-XX

Notes:

Type:

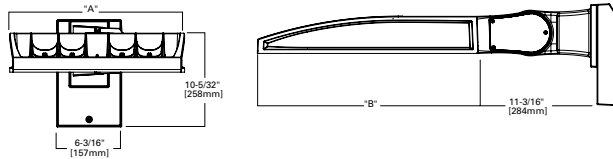
WP4

LAI24-308384

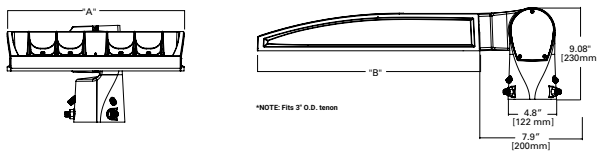
McGraw-Edison **GALN Galleon II**

Mounting Details

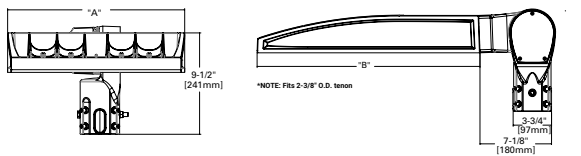
Wall Mount, Adjustable (WA)



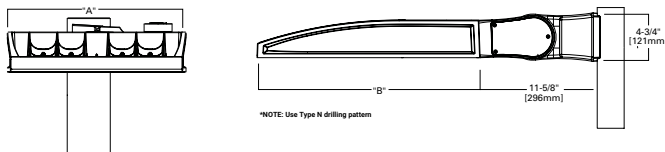
3\"/>



2-3/8\"/>

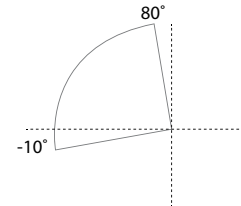


Pole Mount, Adjustable Arm (PA)



Adjustable Arm Range of Motion

- Includes WA, SP, SP2 and PA mounting options
- Adjustable in increments of 5°
- Must maintain downward facing orientation



Fixture Weights and EPAs

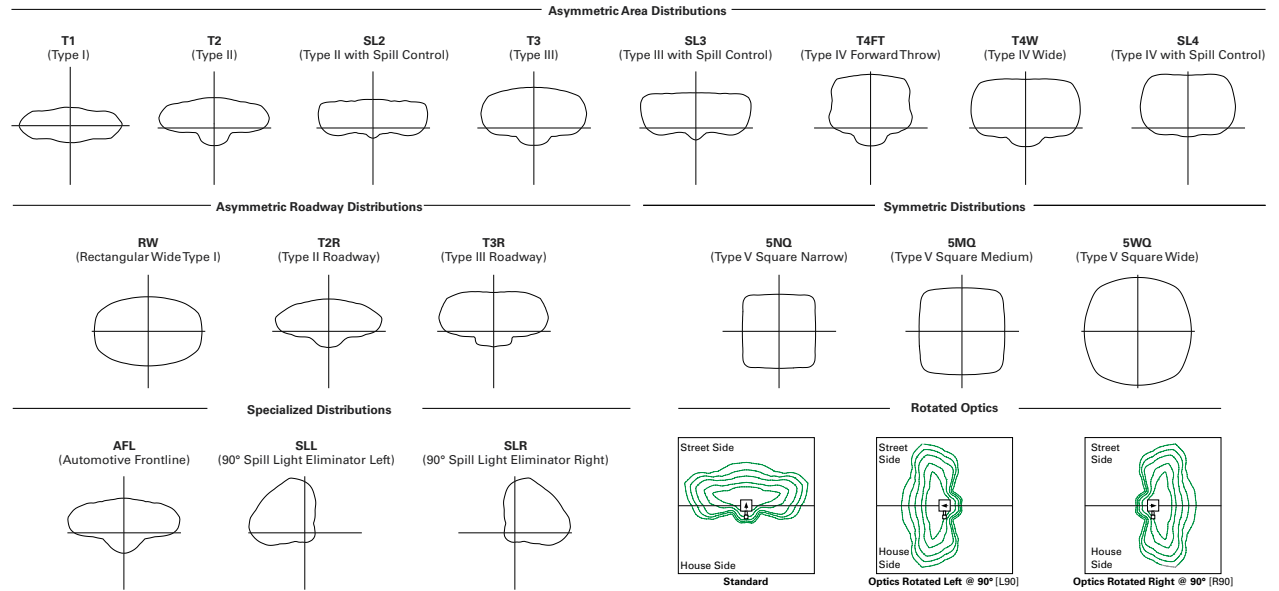
Tilt Angle (Degrees)	Number of Light Squares	Weight	1 @ 90°	2 @ 180°	2 @ 90°	2 @ 120°	3 @ 90°	3 @ 120°	4 @ 90°
0°	1-4	33.5 lb (15.2 kg)	0.85	1.70	1.46	1.66	2.31	2.25	2.35
	5-6	43.5 lb (19.7 kg)	0.86	1.71	1.62	1.80	2.49	2.35	2.50
	7-9	52.5 lb (23.8 kg)	0.98	1.95	1.75	1.98	2.73	2.55	2.76
15°	1-4	33.5 lb (15.2 kg)	1.10	1.71	1.95	2.26	2.81	3.30	2.87
	5-6	43.5 lb (19.7 kg)	1.42	1.71	2.27	2.72	3.13	3.63	3.15
	7-9	52.5 lb (23.8 kg)	1.69	1.96	2.67	3.22	3.65	4.38	3.72
30°	1-4	33.5 lb (15.2 kg)	1.72	1.81	2.58	3.21	3.44	4.59	3.53
	5-6	43.5 lb (19.7 kg)	2.26	2.29	3.11	4.00	3.97	5.27	4.00
	7-9	52.5 lb (23.8 kg)	2.75	2.85	3.73	4.83	4.71	6.45	4.81
45°	1-4	33.5 lb (15.2 kg)	2.25	2.36	3.10	4.00	3.96	5.63	4.08
	5-6	43.5 lb (19.7 kg)	2.96	2.99	3.81	5.06	4.67	6.49	4.71
	7-9	52.5 lb (23.8 kg)	3.63	3.76	3.73	6.17	5.59	8.03	5.73
60°	1-4	33.5 lb (15.2 kg)	2.63	2.77	3.49	4.58	4.34	6.21	4.48
	5-6	43.5 lb (19.7 kg)	3.46	3.51	4.32	5.84	5.19	7.01	5.22
	7-9	52.5 lb (23.8 kg)	4.27	4.44	5.25	7.15	6.23	8.80	6.40



McGraw-Edison

GALN Galleon II

Optical Distributions



Product Specifications

Construction

- Die-cast aluminum housing and heat sink
- Three housing sizes, using 1 to 9 light squares

Optics

- High-efficiency injection-molded AccuLED Optics technology
- 17 optical distributions for area site and roadway applications
- 3 shielding options include HSS, GRS and PFS
- IDA Certified (3000K CCT and warmer only, fixed mounting options)

Electrical

- Removable power tray assembly includes drivers, surge modules and control modules for ease of maintenance and serviceability
- Standard with 0-10V dimming
- Standard with 10kV surge module, optional 20kV surge module

- Suitable for operation in -40°C to 40°C ambient environments. Optional 50°C high ambient (HA) configuration

Mounting

- Arms are factory installed, enabling closed-housing installation
- All arms suitable for round or square pole installation
- All arms provide clearance for multiple fixture installations at 90°

Finish

- 6 standard finishes use super durable TGIC polyester powder coat paint, providing 2.5 mil nominal thickness and salt-spray tested to 3,000 hours per ASTM B117
- RAL and custom color matches available
- Coastal Construction (CC) option salt-spray tested to 5,000 hours per ASTM B117, achieving a scribe rating of 9 per ASTM D1654

Typical Applications

- Outdoor, Parking Lots, Walkways, Roadways, Building Areas

Warranty

- Five year limited warranty



Job Name:
SPIRIT VALLEY BUSINESS PARK - 649
SPIRIT VALLEY CENTRAL DRIVE

Catalog Number:
GALN-SA1A-740-U-SLR-WM-XX

Notes:

Type:

WP4

LAI24-308384

McGraw-Edison**GALN Galleon II****Energy and Performance Data****Lumen Maintenance (TM-21)**

Drive Current	Ambient Temperature	25,000 hours*	50,000 hours*	60,000 hours*	100,000 hours**	Theoretical L70 hours**
Up to 1A	25°C	99.4%	99.0%	98.9%	98.3%	> 2.4M
	40°C	98.7%	98.3%	98.1%	97.4%	> 1.9M
	50°C	98.2%	97.2%	96.8%	95.2%	> 851,000
1.2A	25°C	99.4%	99.0%	98.9%	98.3%	> 2.4M
	40°C	98.5%	97.9%	97.7%	96.7%	> 1.3M

Lumen Multiplier

Ambient Temperature	Lumen Multiplier
0°C	1.02
10°C	1.01
25°C	1.00
40°C	0.99
50°C	0.97

* Supported by IES TM-21 standards

** Theoretical values represent estimations commonly used; however, refer to the IES position on LED Product Lifetime Prediction, IES PS-10-18, explaining proper use of IES TM-21 and LM-80.

FADC Settings

SA1-SA3 (A, B, C, D Drive Current)

FADC Position	Percent of Typical Lumen Output
1	25%
2	48%
3	56%
4	65%
5	75%
6	80%
7	85%
8	90%
9	95%
10	100%

FADC Settings

SA4-SA6 (A, B, C, D Drive Current)

FADC Position	Percent of Typical Lumen Output
1	14%
2	25%
3	32%
4	43%
5	49%
6	57%
7	65%
8	72%
9	80%
10	100%

FADC Settings

SA7-SA9 (A, B, C, D Drive Current)

FADC Position	Percent of Typical Lumen Output
1	19%
2	38%
3	47%
4	63%
5	74%
6	85%
7	95%
8	97%
9	100%
10	100%



Job Name:
SPIRIT VALLEY BUSINESS PARK - 649
SPIRIT VALLEY CENTRAL DRIVE

Catalog Number:
GALN-SA1A-740-U-SLR-WM-XX

Notes:

Type:
WP4

LAI24-308384

McGraw-Edison **GALN Galleon II**

Performance Table, Drive Current "A" (615mA)

Number of Light Squares		1	2	3	4	5	6	7	8	9
Nominal Power (Watts)		33	63	93	121	154	182	215	244	274
Input Current @ 120V		0.283	0.529	0.778	1.058	1.310	1.556	1.839	2.089	2.335
Input Current @ 208V		0.165	0.309	0.460	0.618	0.771	0.919	1.082	1.240	1.379
Input Current @ 240V		0.143	0.270	0.398	0.540	0.671	0.796	0.944	1.078	1.194
Input Current @ 277V		0.125	0.237	0.352	0.473	0.581	0.705	0.818	0.962	1.057
Input Current @ 347V		0.098	0.181	0.272	0.362	0.454	0.544	0.636	0.738	0.816
Input Current @ 480V		0.073	0.133	0.200	0.267	0.335	0.400	0.470	0.554	0.600
Optics										
T1	4000K Lumens	4,619	9,180	13,628	18,059	22,861	27,070	31,796	36,863	41,385
	BUG Rating	B2-U0-G1	B3-U0-G1	B3-U0-G2	B4-U0-G2	B4-U0-G2	B4-U0-G2	B5-U0-G3	B5-U0-G3	B5-U0-G3
	Lumens per Watt	140	146	147	149	148	149	148	151	151
T2	4000K Lumens	4,654	9,249	13,730	18,194	23,032	27,273	32,034	37,138	41,694
	BUG Rating	B1-U0-G1	B1-U0-G2	B2-U0-G2	B2-U0-G3	B3-U0-G4	B3-U0-G4	B3-U0-G4	B3-U0-G5	B3-U0-G5
	Lumens per Watt	141	147	148	150	150	150	149	152	152
T2R	4000K Lumens	4,716	9,372	13,913	18,437	23,340	27,637	32,462	37,634	42,251
	BUG Rating	B1-U0-G1	B1-U0-G2	B2-U0-G2	B2-U0-G2	B3-U0-G3	B3-U0-G3	B3-U0-G4	B3-U0-G4	B3-U0-G4
	Lumens per Watt	143	149	150	152	152	152	151	154	154
T3	4000K Lumens	4,589	9,120	13,538	17,940	22,711	26,892	31,587	36,220	41,112
	BUG Rating	B1-U0-G1	B2-U0-G2	B2-U0-G2	B3-U0-G3	B3-U0-G3	B3-U0-G4	B3-U0-G4	B3-U0-G4	B4-U0-G4
	Lumens per Watt	139	145	146	148	147	148	147	150	150
T3R	4000K Lumens	4,735	9,411	13,970	18,513	23,436	27,751	32,596	37,790	42,425
	BUG Rating	B1-U0-G1	B1-U0-G2	B2-U0-G3	B2-U0-G3	B3-U0-G4	B3-U0-G4	B3-U0-G4	B3-U0-G5	B3-U0-G5
	Lumens per Watt	143	149	150	153	152	152	152	155	155
T4FT	4000K Lumens	4,617	9,176	13,622	18,051	22,851	27,058	31,782	36,847	41,366
	BUG Rating	B1-U0-G2	B2-U0-G2	B2-U0-G3	B3-U0-G3	B3-U0-G4	B3-U0-G4	B3-U0-G5	B3-U0-G5	B3-U0-G5
	Lumens per Watt	140	146	146	149	148	149	148	151	151
T4W	4000K Lumens	4,631	9,203	13,662	18,104	22,918	27,138	31,876	36,955	41,488
	BUG Rating	B1-U0-G2	B2-U0-G2	B2-U0-G3	B3-U0-G3	B3-U0-G4	B3-U0-G4	B3-U0-G5	B3-U0-G5	B4-U0-G5
	Lumens per Watt	140	146	147	150	149	149	148	151	151
SL2	4000K Lumens	4,619	9,180	13,627	18,058	22,860	27,069	31,795	36,861	41,383
	BUG Rating	B1-U0-G2	B2-U0-G2	B2-U0-G3	B3-U0-G3	B3-U0-G4	B3-U0-G4	B3-U0-G4	B3-U0-G5	B4-U0-G5
	Lumens per Watt	140	146	147	149	148	149	148	151	151
SL3	4000K Lumens	4,586	9,115	13,531	17,931	22,699	26,879	31,571	36,602	41,091
	BUG Rating	B1-U0-G1	B1-U0-G2	B2-U0-G3	B2-U0-G3	B3-U0-G4	B3-U0-G4	B3-U0-G4	B3-U0-G5	B3-U0-G5
	Lumens per Watt	139	145	145	148	147	148	147	150	150
SL4	4000K Lumens	4,529	9,002	13,363	17,708	22,417	26,544	31,178	36,146	40,580
	BUG Rating	B1-U0-G2	B1-U0-G3	B2-U0-G3	B2-U0-G4	B2-U0-G4	B3-U0-G5	B3-U0-G5	B3-U0-G5	B3-U0-G5
	Lumens per Watt	137	143	144	146	146	146	145	148	148
5NQ	4000K Lumens	4,829	9,598	14,247	18,880	23,901	28,301	33,242	38,539	43,266
	BUG Rating	B2-U0-G1	B3-U0-G1	B3-U0-G2	B4-U0-G2	B4-U0-G2	B4-U0-G2	B5-U0-G2	B5-U0-G3	B5-U0-G3
	Lumens per Watt	146	152	153	156	155	155	155	158	158
5MQ	4000K Lumens	4,853	9,645	14,318	18,974	24,020	28,442	33,407	38,731	43,482
	BUG Rating	B3-U0-G1	B3-U0-G2	B4-U0-G2	B4-U0-G2	B5-U0-G3	B5-U0-G3	B5-U0-G4	B5-U0-G4	B5-U0-G4
	Lumens per Watt	147	153	154	157	156	156	155	159	159
5WQ	4000K Lumens	4,843	9,625	14,288	18,934	23,969	28,382	33,337	38,649	43,390
	BUG Rating	B3-U0-G1	B4-U0-G2	B4-U0-G2	B5-U0-G3	B5-U0-G3	B5-U0-G4	B5-U0-G4	B5-U0-G4	B5-U0-G5
	Lumens per Watt	147	153	154	156	156	156	155	158	158
SLL/SLR	4000K Lumens	3,989	7,927	11,768	15,594	19,741	23,375	27,456	31,831	35,736
	BUG Rating	B1-U0-G2	B1-U0-G2	B2-U0-G3	B2-U0-G3	B2-U0-G4	B3-U0-G4	B3-U0-G4	B3-U0-G5	B3-U0-G5
	Lumens per Watt	121	126	127	129	128	128	128	130	130
RW	4000K Lumens	4,774	9,488	14,085	18,665	23,628	27,979	32,863	38,100	42,774
	BUG Rating	B2-U0-G1	B3-U0-G1	B3-U0-G2	B4-U0-G2	B4-U0-G2	B4-U0-G2	B5-U0-G3	B5-U0-G3	B5-U0-G3
	Lumens per Watt	145	151	151	154	153	154	153	156	156
AFL	4000K Lumens	4,673	9,286	13,785	18,268	23,126	27,384	32,164	37,290	41,864
	BUG Rating	B1-U0-G1	B1-U0-G1	B2-U0-G2	B2-U0-G2	B3-U0-G2	B3-U0-G2	B3-U0-G3	B3-U0-G3	B3-U0-G3
	Lumens per Watt	142	147	148	151	150	150	150	153	153

* Nominal data for 70 CRI. ** For additional performance data, please reference the Galleon Supplemental Performance Guide.





Job Name:
SPIRIT VALLEY BUSINESS PARK - 649
SPIRIT VALLEY CENTRAL DRIVE

Catalog Number:
GALN-SA1A-740-U-SLR-WM-XX

Notes:

Type:

WP4

LAI24-308384

McGraw-Edison GALN Galleon II

Performance Table, Drive Current "B" (800mA)

Number of Light Squares		1	2	3	4	5	6	7	8	9
Nominal Power (Watts)		44	82	121	164	204	243	286	325	364
Input Current @ 120V		0.367	0.689	1.014	1.378	1.704	2.027	2.393	2.716	3.041
Input Current @ 208V		0.213	0.401	0.594	0.802	0.997	1.188	1.400	1.605	1.782
Input Current @ 240V		0.184	0.347	0.510	0.694	0.860	1.021	1.210	1.386	1.531
Input Current @ 277V		0.160	0.303	0.449	0.605	0.757	0.898	1.065	1.242	1.347
Input Current @ 347V		0.125	0.235	0.355	0.471	0.592	0.710	0.828	0.958	1.065
Input Current @ 480V		0.092	0.172	0.258	0.344	0.432	0.517	0.605	0.706	0.775
Optics										
T1	4000K Lumens	5,748	11,423	16,957	22,470	28,446	33,683	39,563	45,867	51,494
	BUG Rating	B2-U0-G1	B3-U0-G2	B4-U0-G2	B4-U0-G2	B4-U0-G2	B5-U0-G3	B5-U0-G3	B5-U0-G4	B5-U0-G4
	Lumens per Watt	131	139	140	137	139	139	138	141	141
T2	4000K Lumens	5,790	11,508	17,083	22,638	28,658	33,935	39,859	46,210	51,879
	BUG Rating	B1-U0-G2	B2-U0-G2	B2-U0-G3	B3-U0-G4	B3-U0-G4	B3-U0-G4	B3-U0-G5	B3-U0-G5	B4-U0-G5
	Lumens per Watt	132	140	141	138	140	140	139	142	143
T2R	4000K Lumens	5,868	11,662	17,311	22,941	29,041	34,388	40,391	46,827	52,572
	BUG Rating	B1-U0-G1	B2-U0-G2	B2-U0-G2	B3-U0-G3	B3-U0-G3	B3-U0-G4	B3-U0-G4	B3-U0-G4	B3-U0-G5
	Lumens per Watt	133	142	143	140	142	142	141	144	144
T3	4000K Lumens	5,710	11,347	16,845	22,322	28,258	33,461	39,303	45,565	51,155
	BUG Rating	B1-U0-G1	B2-U0-G2	B3-U0-G3	B3-U0-G3	B3-U0-G4	B3-U0-G4	B4-U0-G4	B4-U0-G5	B4-U0-G5
	Lumens per Watt	130	138	139	136	139	138	137	140	141
T3R	4000K Lumens	5,892	11,710	17,383	23,035	29,161	34,530	40,558	47,020	52,788
	BUG Rating	B1-U0-G2	B2-U0-G2	B2-U0-G3	B3-U0-G4	B3-U0-G4	B3-U0-G5	B3-U0-G5	B3-U0-G5	B4-U0-G5
	Lumens per Watt	134	143	144	140	143	142	142	145	145
T4FT	4000K Lumens	5,745	11,418	16,949	22,460	28,433	33,668	39,546	45,847	51,471
	BUG Rating	B1-U0-G2	B2-U0-G3	B2-U0-G3	B3-U0-G4	B3-U0-G4	B3-U0-G5	B3-U0-G5	B4-U0-G5	B4-U0-G5
	Lumens per Watt	131	139	140	137	139	139	138	141	141
T4W	4000K Lumens	5,762	11,451	16,999	22,526	28,517	33,767	39,662	45,982	51,622
	BUG Rating	B1-U0-G2	B2-U0-G2	B3-U0-G3	B3-U0-G4	B3-U0-G4	B3-U0-G5	B4-U0-G5	B4-U0-G5	B4-U0-G5
	Lumens per Watt	131	140	140	137	140	139	139	141	142
SL2	4000K Lumens	5,747	11,422	16,956	22,469	28,444	33,681	39,561	45,865	51,491
	BUG Rating	B1-U0-G2	B2-U0-G3	B3-U0-G3	B3-U0-G4	B3-U0-G4	B3-U0-G4	B4-U0-G5	B4-U0-G5	B4-U0-G5
	Lumens per Watt	131	139	140	137	139	139	138	141	141
SL3	4000K Lumens	5,707	11,342	16,836	22,311	28,244	33,444	39,283	45,542	51,129
	BUG Rating	B1-U0-G2	B2-U0-G3	B2-U0-G3	B3-U0-G4	B3-U0-G4	B3-U0-G5	B3-U0-G5	B3-U0-G5	B3-U0-G5
	Lumens per Watt	130	138	139	136	138	138	137	140	140
SL4	4000K Lumens	5,636	11,201	16,627	22,034	27,893	33,028	38,794	44,976	50,493
	BUG Rating	B1-U0-G2	B1-U0-G3	B2-U0-G4	B2-U0-G4	B3-U0-G5	B3-U0-G5	B3-U0-G5	B3-U0-G5	B3-U0-G5
	Lumens per Watt	128	137	137	134	137	136	136	138	139
5NQ	4000K Lumens	6,009	11,942	17,727	23,492	29,739	35,214	41,362	47,953	53,835
	BUG Rating	B2-U0-G1	B3-U0-G1	B4-U0-G2	B4-U0-G2	B5-U0-G2	B5-U0-G2	B5-U0-G3	B5-U0-G3	B5-U0-G3
	Lumens per Watt	137	146	147	143	146	145	145	148	148
5MQ	4000K Lumens	6,039	12,001	17,816	23,609	29,887	35,389	41,568	48,191	54,103
	BUG Rating	B3-U0-G1	B4-U0-G2	B4-U0-G2	B5-U0-G3	B5-U0-G3	B5-U0-G4	B5-U0-G4	B5-U0-G4	B5-U0-G5
	Lumens per Watt	137	146	147	144	147	146	145	148	149
5WQ	4000K Lumens	6,026	11,976	17,778	23,559	29,824	35,315	41,480	48,090	53,989
	BUG Rating	B3-U0-G1	B4-U0-G2	B5-U0-G3	B5-U0-G3	B5-U0-G4	B5-U0-G4	B5-U0-G4	B5-U0-G5	B5-U0-G5
	Lumens per Watt	137	146	147	144	146	145	145	148	148
SLL/SLR	4000K Lumens	4,963	9,863	14,642	19,403	24,563	29,085	34,163	39,607	44,465
	BUG Rating	B1-U0-G2	B1-U0-G3	B2-U0-G3	B2-U0-G4	B3-U0-G4	B3-U0-G5	B3-U0-G5	B3-U0-G5	B3-U0-G5
	Lumens per Watt	113	120	121	118	120	120	119	122	122
RW	4000K Lumens	5,940	11,806	17,526	23,224	29,400	34,813	40,891	47,407	53,222
	BUG Rating	B3-U0-G1	B3-U0-G2	B4-U0-G2	B4-U0-G2	B5-U0-G3	B5-U0-G3	B5-U0-G3	B5-U0-G4	B5-U0-G4
	Lumens per Watt	135	144	145	142	144	143	143	146	146
AFL	4000K Lumens	5,814	11,555	17,153	22,730	28,775	34,073	40,021	46,398	52,090
	BUG Rating	B1-U0-G1	B2-U0-G1	B2-U0-G2	B2-U0-G2	B3-U0-G3	B3-U0-G3	B3-U0-G3	B3-U0-G3	B3-U0-G4
	Lumens per Watt	132	141	142	139	141	140	140	143	143

* Nominal data for 70 CRI. ** For additional performance data, please reference the Galleon Supplemental Performance Guide.





Job Name:
SPIRIT VALLEY BUSINESS PARK - 649
SPIRIT VALLEY CENTRAL DRIVE

Catalog Number:
GALN-SA1A-740-U-SLR-WM-XX

Notes:

Type:

WP4

LAI24-308384

McGraw-Edison GALN Galleon II

Performance Table, Drive Current "C" (1050mA)

Number of Light Squares		1	2	3	4	5	6	7	8	9
Nominal Power (Watts)		57	108	160	213	269	321	377	429	481
Input Current @ 120V		0.478	0.905	1.338	1.810	2.244	2.675	3.150	3.584	4.013
Input Current @ 208V		0.279	0.532	0.780	1.064	1.313	1.559	1.845	2.093	2.339
Input Current @ 240V		0.243	0.458	0.664	0.916	1.123	1.328	1.582	1.788	1.991
Input Current @ 277V		0.213	0.404	0.582	0.808	0.997	1.164	1.401	1.589	1.745
Input Current @ 347V		0.164	0.322	0.471	0.644	0.795	0.943	1.117	1.269	1.414
Input Current @ 480V		0.121	0.235	0.341	0.469	0.579	0.681	0.814	0.923	1.022
Optics										
T1	4000K Lumens	7,101	14,113	20,950	27,763	35,146	41,616	48,882	56,671	63,623
	BUG Rating	B3-U0-G1	B3-U0-G2	B4-U0-G2	B4-U0-G2	B5-U0-G3	B5-U0-G3	B5-U0-G4	B5-U0-G4	B5-U0-G4
	Lumens per Watt	125	131	131	130	131	130	130	130	132
T2	4000K Lumens	7,154	14,219	21,107	27,970	35,408	41,927	49,247	57,094	64,098
	BUG Rating	B1-U0-G2	B2-U0-G2	B3-U0-G3	B3-U0-G4	B3-U0-G4	B3-U0-G5	B4-U0-G5	B4-U0-G5	B4-U0-G5
	Lumens per Watt	126	132	132	131	132	131	131	133	133
T2R	4000K Lumens	7,250	14,408	21,389	28,344	35,881	42,487	49,905	57,857	64,954
	BUG Rating	B1-U0-G1	B2-U0-G2	B2-U0-G3	B3-U0-G3	B3-U0-G4	B3-U0-G4	B3-U0-G5	B4-U0-G5	B4-U0-G5
	Lumens per Watt	127	133	134	133	133	132	132	135	135
T3	4000K Lumens	7,054	14,020	20,812	27,580	34,914	41,342	48,560	56,297	63,203
	BUG Rating	B1-U0-G2	B2-U0-G2	B3-U0-G3	B3-U0-G4	B3-U0-G4	B4-U0-G4	B4-U0-G5	B4-U0-G5	B4-U0-G5
	Lumens per Watt	124	130	130	129	130	129	129	131	131
T3R	4000K Lumens	7,280	14,468	21,477	28,461	36,029	42,663	50,111	58,096	65,222
	BUG Rating	B1-U0-G2	B2-U0-G3	B3-U0-G4	B3-U0-G4	B3-U0-G5	B3-U0-G5	B3-U0-G5	B4-U0-G5	B4-U0-G5
	Lumens per Watt	128	134	134	134	134	133	133	135	136
T4FT	4000K Lumens	7,098	14,107	20,941	27,751	35,130	41,598	48,860	56,646	63,594
	BUG Rating	B1-U0-G2	B2-U0-G3	B3-U0-G4	B3-U0-G4	B3-U0-G5	B3-U0-G5	B4-U0-G5	B4-U0-G5	B4-U0-G5
	Lumens per Watt	125	131	131	130	131	130	130	132	132
T4W	4000K Lumens	7,119	14,148	21,003	27,832	35,233	41,720	49,004	56,812	63,781
	BUG Rating	B1-U0-G2	B2-U0-G3	B3-U0-G4	B3-U0-G4	B3-U0-G5	B4-U0-G5	B4-U0-G5	B4-U0-G5	B4-U0-G5
	Lumens per Watt	125	131	131	131	131	130	130	132	133
SL2	4000K Lumens	7,101	14,112	20,949	27,761	35,144	41,614	48,879	56,668	63,619
	BUG Rating	B1-U0-G2	B2-U0-G3	B3-U0-G3	B3-U0-G4	B3-U0-G5	B4-U0-G5	B4-U0-G5	B4-U0-G5	B4-U0-G5
	Lumens per Watt	125	131	131	130	131	130	130	132	132
SL3	4000K Lumens	7,051	14,013	20,802	27,566	34,897	41,321	48,535	56,269	63,172
	BUG Rating	B1-U0-G2	B2-U0-G3	B2-U0-G4	B3-U0-G4	B3-U0-G5	B3-U0-G5	B3-U0-G5	B4-U0-G5	B4-U0-G5
	Lumens per Watt	124	130	130	129	130	129	129	131	131
SL4	4000K Lumens	6,963	13,839	20,543	27,223	34,463	40,808	47,932	55,569	62,386
	BUG Rating	B1-U0-G2	B2-U0-G3	B2-U0-G4	B3-U0-G5	B3-U0-G5	B3-U0-G5	B3-U0-G5	B3-U0-G5	B3-U0-G5
	Lumens per Watt	122	128	128	128	128	127	127	130	130
5NQ	4000K Lumens	7,424	14,755	21,903	29,025	36,743	43,508	51,104	59,247	66,515
	BUG Rating	B3-U0-G1	B3-U0-G2	B4-U0-G2	B5-U0-G2	B5-U0-G3	B5-U0-G3	B5-U0-G3	B5-U0-G4	B5-U0-G4
	Lumens per Watt	130	137	137	136	137	136	136	138	138
5MQ	4000K Lumens	7,461	14,828	22,012	29,169	36,926	43,725	51,359	59,542	66,846
	BUG Rating	B3-U0-G1	B4-U0-G2	B5-U0-G3	B5-U0-G3	B5-U0-G4	B5-U0-G4	B5-U0-G4	B5-U0-G5	B5-U0-G5
	Lumens per Watt	131	137	138	137	137	136	136	139	139
5WQ	4000K Lumens	7,445	14,797	21,966	29,108	36,849	43,633	51,250	59,417	66,705
	BUG Rating	B3-U0-G2	B4-U0-G2	B5-U0-G3	B5-U0-G4	B5-U0-G4	B5-U0-G5	B5-U0-G5	B5-U0-G5	B5-U0-G5
	Lumens per Watt	131	137	137	137	137	136	136	139	139
SLL/SLR	4000K Lumens	6,132	12,187	18,091	23,973	30,348	35,936	42,210	48,935	54,938
	BUG Rating	B1-U0-G2	B2-U0-G3	B2-U0-G3	B3-U0-G4	B3-U0-G5	B3-U0-G5	B3-U0-G5	B3-U0-G5	B3-U0-G5
	Lumens per Watt	108	113	113	113	113	112	112	114	114
RW	4000K Lumens	7,340	14,587	21,653	28,694	36,325	43,013	50,522	58,573	65,757
	BUG Rating	B3-U0-G1	B3-U0-G2	B4-U0-G2	B4-U0-G2	B5-U0-G3	B5-U0-G3	B5-U0-G4	B5-U0-G4	B5-U0-G4
	Lumens per Watt	129	135	135	135	135	134	134	137	137
AFL	4000K Lumens	7,183	14,276	21,193	28,084	35,552	42,098	49,448	57,327	64,359
	BUG Rating	B1-U0-G1	B2-U0-G2	B2-U0-G2	B3-U0-G2	B3-U0-G3	B3-U0-G3	B3-U0-G4	B3-U0-G4	B4-U0-G4
	Lumens per Watt	126	132	132	132	132	131	131	134	134

* Nominal data for 70 CRI. ** For additional performance data, please reference the Galleon Supplemental Performance Guide.





Job Name:
SPIRIT VALLEY BUSINESS PARK - 649
SPIRIT VALLEY CENTRAL DRIVE

Catalog Number:
GALN-SA1A-740-U-SLR-WM-XX

Notes:

Type:
WP4

LAI24-308384

McGraw-Edison **GALN Galleon II**

Performance Table, Drive Current "D" (1200mA)

Number of Light Squares		1	2	3	4	5	6	7	8	9
Nominal Power (Watts)		65	125	184	245	309	368	433	493	552
Input Current @ 120V		0.546	1.041	1.535	2.082	2.578	3.070	3.619	4.114	4.605
Input Current @ 208V		0.318	0.610	0.893	1.219	1.504	1.786	2.113	2.397	2.679
Input Current @ 240V		0.276	0.523	0.758	1.046	1.282	1.516	1.806	2.041	2.274
Input Current @ 277V		0.241	0.460	0.662	0.920	1.133	1.325	1.593	1.807	1.987
Input Current @ 347V		0.187	0.370	0.543	0.740	0.915	1.085	1.285	1.459	1.628
Input Current @ 480V		0.138	0.269	0.391	0.537	0.663	0.782	0.932	1.057	1.173
Optics										
T1	4000K Lumens	7,814	15,529	23,053	30,549	38,672	45,793	53,787	62,358	70,007
	BUG Rating	B3-U0-G1	B4-U0-G2	B4-U0-G2	B5-U0-G3	B5-U0-G3	B5-U0-G4	B5-U0-G4	B5-U0-G4	B5-U0-G4
	Lumens per Watt	120	124	125	125	125	124	124	126	127
T2	4000K Lumens	7,872	15,645	23,225	30,777	38,962	46,135	54,189	62,824	70,530
	BUG Rating	B1-U0-G2	B2-U0-G3	B3-U0-G4	B3-U0-G4	B3-U0-G5	B3-U0-G5	B4-U0-G5	B4-U0-G5	B4-U0-G5
	Lumens per Watt	121	125	126	126	126	125	125	127	128
T2R	4000K Lumens	7,977	15,854	23,535	31,188	39,482	46,751	54,913	63,663	71,472
	BUG Rating	B1-U0-G2	B2-U0-G2	B3-U0-G3	B3-U0-G4	B3-U0-G4	B3-U0-G4	B4-U0-G5	B4-U0-G5	B4-U0-G5
	Lumens per Watt	123	127	128	127	128	127	127	129	129
T3	4000K Lumens	7,762	15,427	22,901	30,348	38,418	45,491	53,433	61,947	69,546
	BUG Rating	B2-U0-G2	B3-U0-G3	B3-U0-G3	B3-U0-G4	B4-U0-G4	B4-U0-G5	B4-U0-G5	B4-U0-G5	B4-U0-G5
	Lumens per Watt	119	123	124	124	124	124	123	126	126
T3R	4000K Lumens	8,010	15,920	23,632	31,317	39,645	46,944	55,139	63,925	71,767
	BUG Rating	B1-U0-G2	B2-U0-G3	B3-U0-G4	B3-U0-G4	B3-U0-G5	B3-U0-G5	B4-U0-G5	B4-U0-G5	B4-U0-G5
	Lumens per Watt	123	127	128	128	128	128	127	130	130
T4FT	4000K Lumens	7,810	15,522	23,043	30,535	38,655	45,772	53,763	62,330	69,976
	BUG Rating	B1-U0-G2	B2-U0-G3	B3-U0-G4	B3-U0-G4	B3-U0-G5	B4-U0-G5	B4-U0-G5	B4-U0-G5	B4-U0-G5
	Lumens per Watt	120	124	125	125	125	124	124	126	127
T4W	4000K Lumens	7,833	15,568	23,110	30,625	38,769	45,907	53,921	62,513	70,182
	BUG Rating	B2-U0-G2	B3-U0-G3	B3-U0-G4	B3-U0-G5	B4-U0-G5	B4-U0-G5	B4-U0-G5	B4-U0-G5	B4-U0-G5
	Lumens per Watt	121	125	126	125	125	125	125	127	127
SL2	4000K Lumens	7,813	15,528	23,052	30,547	38,670	45,790	53,784	62,354	70,003
	BUG Rating	B2-U0-G2	B3-U0-G3	B3-U0-G4	B3-U0-G4	B4-U0-G5	B4-U0-G5	B4-U0-G5	B4-U0-G5	B4-U0-G5
	Lumens per Watt	120	124	125	125	125	124	124	126	127
SL3	4000K Lumens	7,758	15,419	22,889	30,332	38,398	45,468	53,406	61,916	69,511
	BUG Rating	B1-U0-G2	B2-U0-G3	B3-U0-G4	B3-U0-G4	B3-U0-G5	B3-U0-G5	B3-U0-G5	B4-U0-G5	B4-U0-G5
	Lumens per Watt	119	123	124	124	124	124	123	126	126
SL4	4000K Lumens	7,662	15,228	22,605	29,955	37,921	44,903	52,742	61,146	68,646
	BUG Rating	B1-U0-G3	B2-U0-G3	B2-U0-G4	B3-U0-G5	B3-U0-G5	B3-U0-G5	B3-U0-G5	B3-U0-G5	B4-U0-G5
	Lumens per Watt	118	122	123	122	123	122	122	124	124
5NQ	4000K Lumens	8,169	16,235	24,101	31,938	40,431	47,874	56,232	65,193	73,190
	BUG Rating	B3-U0-G1	B3-U0-G2	B4-U0-G2	B5-U0-G2	B5-U0-G3	B5-U0-G3	B5-U0-G4	B5-U0-G4	B5-U0-G4
	Lumens per Watt	126	130	131	130	131	130	130	132	133
5MQ	4000K Lumens	8,210	16,316	24,221	32,097	40,632	48,113	56,512	65,517	73,554
	BUG Rating	B3-U0-G2	B4-U0-G2	B5-U0-G3	B5-U0-G3	B5-U0-G4	B5-U0-G4	B5-U0-G5	B5-U0-G5	B5-U0-G5
	Lumens per Watt	126	131	132	131	131	131	131	133	133
5WQ	4000K Lumens	8,192	16,282	24,170	32,029	40,546	48,011	56,393	65,379	73,399
	BUG Rating	B3-U0-G2	B4-U0-G2	B5-U0-G3	B5-U0-G4	B5-U0-G4	B5-U0-G5	B5-U0-G5	B5-U0-G5	B5-U0-G5
	Lumens per Watt	126	130	131	131	131	130	130	133	133
SLL/SLR	4000K Lumens	6,747	13,410	19,906	26,379	33,394	39,542	46,445	53,846	60,451
	BUG Rating	B1-U0-G2	B2-U0-G3	B2-U0-G4	B3-U0-G4	B3-U0-G5	B3-U0-G5	B3-U0-G5	B3-U0-G5	B4-U0-G5
	Lumens per Watt	104	107	108	108	107	107	107	109	110
RW	4000K Lumens	8,076	16,050	23,826	31,574	39,970	47,329	55,592	64,450	72,356
	BUG Rating	B3-U0-G1	B4-U0-G2	B4-U0-G2	B5-U0-G3	B5-U0-G3	B5-U0-G4	B5-U0-G4	B5-U0-G4	B5-U0-G5
	Lumens per Watt	124	128	129	129	129	129	128	131	131
AFL	4000K Lumens	7,904	15,709	23,320	30,902	39,120	46,323	54,410	63,079	70,817
	BUG Rating	B1-U0-G1	B2-U0-G2	B3-U0-G2	B3-U0-G3	B3-U0-G3	B3-U0-G3	B3-U0-G4	B4-U0-G4	B4-U0-G4
	Lumens per Watt	122	126	127	126	127	126	126	128	128

* Nominal data for 70 CRI. ** For additional performance data, please reference the Galleon Supplemental Performance Guide.





Job Name:
SPIRIT VALLEY BUSINESS PARK - 649
SPIRIT VALLEY CENTRAL DRIVE

Catalog Number:
GALN-SA1A-740-U-SLR-WM-XX

Type:
WP4

Notes:

LAI24-308384

McGraw-Edison **GALN Galleon II**

Control Options

0-10V (DIM)

This fixture is offered standard with 0-10V dimming driver(s). The DIM option provides 0-10V dimming wire leads for use with a lighting control panel or other control method.

Photocontrol (BPC, PR and PR7)

Optional button-type photocontrol (BPC) and photocontrol receptacles (PR and PR7) provide a flexible solution to enable "dusk-to-dawn" lighting by sensing light levels. Advanced control systems compatible with NEMA 7-pin standards can be utilized with the PR7 receptacle.

After Hours Dim (AHD)

This feature allows photocontrol-enabled luminaires to achieve additional energy savings by dimming during scheduled portions of the night. The dimming profile will automatically take effect after a "dusk-to-dawn" period has been calculated from the photocontrol input. Specify the desired dimming profile for a simple, factory-shipped dimming solution requiring no external control wiring. Reference the After Hours Dim supplemental guide for additional information.

Dimming Occupancy Sensor (SPB and MS/DIM-LXX)

These passive infrared (PIR) sensors are factory installed in the luminaire housing. When the SPB (FSP-321 or FSP-311) or MS/DIM (FSP-211) sensor options are selected, the occupancy sensor is connected to a dimming driver and the luminaire dims when no motion is detected. After a set period of time, the luminaire turns off, and when motion is detected, the luminaire returns to full light output. Both sensors are factory preset to dim down to approximately 10% power with a time delay of five minutes. The MS/DIM sensor requires the FSIR-100 programming tool to adjust factory defaults. The SPB sensor default parameters are listed in the table below and can be configured utilizing the Sensor Configuration mobile application for iOS and Android devices. The SPB/X is configured to control only the specified number of light squares (See SPB/X Availability Table below.) An integral photocontrol can be activated with the app for "dusk-to-dawn" control or daylight harvesting - the factory default is off. Four sensor colors are available; Bronze, Black, Gray and White, and are automatically selected based on the luminaire finish as indicated by the table below.

Default Program Settings (Out of the Box Functionality)

SPB sensor finish matched to luminaire finish		
Luminaire Finish		SPB Sensor Finish*
WH	White	White
BK	Black	Black
GM	Graphite Metallic	Black
BZ	Bronze	Bronze
AP	Gray	Gray
DP	Dark Platinum	Gray

*SPB bezel color automatically selected based on luminaire finish

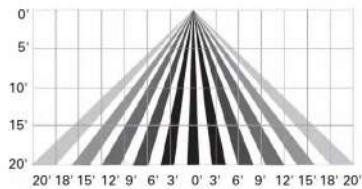
SPB/X Availability Table	
Fixture Square Count	Available SPB/X Square Count
1	Not Available
2	Not Available
3	Not Available
4	2
5	2 or 3
6	3
7	2, 3, 4 or 5
8	2, 3, 5 or 6
9	3 or 6

Occupancy Sensor				
Setting	MS/DIM	SPB	WaveLinX Lite (WOF / WOB)	WaveLinX (SWPD)
High Mode %	100%	100%	100%	100%
Low Mode %	10%	10%	50%	50%
Time Delay	5 min	5 min	15 min	15 min
Cut Off Delay	1 hr	1 hr	Disabled	Disabled
PhotoCell Enabled	No	No	Yes	Yes

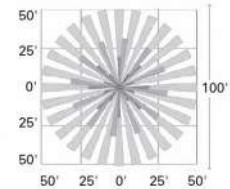
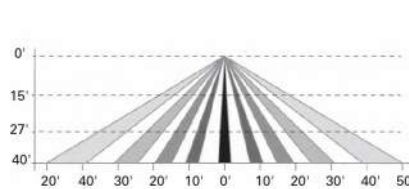
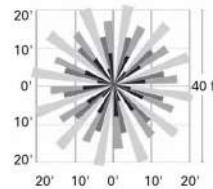
WaveLinX Wireless Control and Monitoring System

Operates on a wireless mesh network based on IEEE 802.15.4 standards enabling wireless control of outdoor lighting. WaveLinX and WaveLinX Lite sensors utilize the Zhaga Book 18 compliant 4-PIN receptacle (ZD or ZW), while the WOLC control module utilizes a 7-PIN receptacle. ZW option provides 4-PIN receptacle and control module to enable future installation of WaveLinX sensors. ZD option provides 4-PIN receptacle and sensor-ready (SR) driver to enable future installation of WaveLinX sensors, power monitoring, and advanced functionality. WaveLinX (SWPD4 to SWPD5) outdoor wireless sensors offer passive infrared (PIR) occupancy and photocell for closed loop daylight harvesting, and can be factory or field-installed. Sensors are factory preset to dim down to 50% after 15 minutes of no motion detected. Two lens options are available for mounting heights of 7' to 40'. Use the WaveLinX mobile application for set-up and configuration. At least one Wireless Area Controller (WAC) is required for full functionality and remote communication (including adjustment of any factory pre-sets). WaveLinX Lite (WOF and WOB) outdoor wireless sensors provide PIR occupancy and photocell for closed loop daylight harvesting, and can be factory or field-installed. Sensors are factory preset to dim down to 50% after 15 minutes of no motion detected. Two lens options are available for mounting heights of 7' to 40'. Use the WaveLinX Lite mobile application for set-up and configuration. WAC not required. WaveLinX Outdoor Control Module (WOLC-7P-10A) accessory provides a photocontrol enabling astronomic or time-based schedules to provide ON, OFF and dimming control of fixtures utilizing a 7-PIN receptacle. The out-of-box functionality is ON at dusk and OFF at dawn.

For mounting heights up to 15' (SWPD4 and WOB)



For mounting heights up to 40' (SWPD5 and WOF)



LumenSafe Integrated Network Security Camera (LD)

Cooper Lighting Solutions brings ease of camera deployment to a whole new level. No additional wiring is needed beyond providing line power to the luminaire. A variety of networking options allows security integrators to design the optimal solution for active surveillance. As the ideal solution to meet the needs for active surveillance, the LumenSafe integrated network camera is a streamlined, outdoor-ready fixed dome that provides HDTV 1080p video. This IP camera is optimally designed for deployment in the video management system or security software platform of choice.

Synapse (DIM10)

SimplySNAP integrated wireless controls system by Synapse. Includes factory installed DIM10 Synapse control module and FSP-201 motion sensor; requires additional Synapse system components for operation. Contact Synapse at www.synapsewireless.com for product support, warranty and terms and conditions.



Cooper Lighting Solutions
1121 Highway 74 South
Peachtree City, GA 30269
P: 770-486-4800
www.cooperlighting.com

© 2023 Cooper Lighting Solutions
All Rights Reserved.
Specifications and dimensions
subject to change without notice.



Job Name:
SPIRIT VALLEY BUSINESS PARK - 649
SPIRIT VALLEY CENTRAL DRIVE

Catalog Number:
GALN-SA1A-740-U-SL2-WM-XX-
GRSBK

Notes:

Type:

WP5

LAI24-308384

Project		Catalog #		Type	
Prepared by		Notes		Date	



McGraw-Edison

GALN Galleon II

Area / Site Luminaire

Product Features



Product Certifications



Interactive Menu

- Ordering Information [page 2](#)
- Mounting Details [page 3](#)
- Optical Distributions [page 5](#)
- Product Specifications [page 5](#)
- Energy and Performance Data [page 6](#)
- Control Options [page 11](#)

Quick Facts

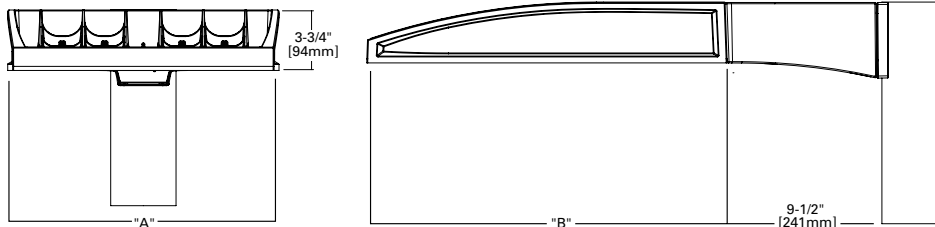
- Lumen packages range from 3,300 - 73,500 (33W - 552W)
- 17 optical distributions
- Efficacy up to 159 lumens per watt

Connected Systems

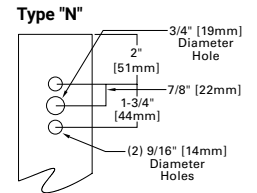
- WaveLinx Lite
- WaveLinx

Dimensional Details

Standard Pole Mount Arm



Pole Drilling Pattern



Number of Light Squares	Width "A"	Housing Length "B"	Weight with Standard or QM Arm	EPA with Standard or QM Arm
1-4	16"	22"	29 lb	0.95
5-6	22"	22"	39 lb	0.95
7-9	22"	28-1/8"	48 lb	1.1

NOTES:
For arm selection requirements and additional line art, see Mounting Details section.

NOTES:
1. Visit <https://www.designlights.org/search/> to confirm qualification. Not all product variations are DLC qualified.
2. IDA Certified (3000K CCT and warmer only, fixed mounting options)



Job Name:
SPIRIT VALLEY BUSINESS PARK - 649
SPIRIT VALLEY CENTRAL DRIVE

Catalog Number:
GALN-SA1A-740-U-SL2-WM-XX-
GRSBK

Notes:

Type:

WP5

LAI24-308384

McGraw-Edison

GALN Galleon II

Ordering Information

SAMPLE NUMBER: GALN-SA4C-740-U-T4FT-GM

Product Family 1,2	Light Engine		Color Temperature	Voltage	Distribution	Mounting	Finish
	Configuration	Drive Current					
GALN=Galleon II BAA-GALN=Galleon II Buy American Act Compliant 27 TAA-GALN=Galleon II Trade Agreements Act Compliant 27	SA1=1 Square SA2=2 Squares SA3=3 Squares SA4=4 Squares SA5=5 Squares SA6=6 Squares SA7=7 Squares SA8=8 Squares SA9=9 Squares	A=600mA B=800mA C=1000mA D=1200mA 4,17 Z=Configured 23	722=70CRI, 2200K 727=70CRI, 2700K 730=70CRI, 3000K 735=70CRI, 3500K 740=70CRI, 4000K 750=70CRI, 5000K 760=70CRI, 6000K 827=80CRI, 2700K 830=80CRI, 3000K 835=80CRI, 3500K 840=80CRI, 4000K 930=90CRI, 3000K 935=90CRI, 3500K 940=90CRI, 4000K 950=90CRI, 5000K AMB=Amber, 590nm 15, 17	U=120-277V H=347V-480V 7, 30 1=120V 2=208V 3=240V 4=277V 8=480V 7, 30 9=347V 7 DV=277V-480V DuraVolt Drivers 29, 30, 31	T1=Type I T2=Type II T2R=Type II Roadway T3=Type III T3R=Type III Roadway T4FT=Type IV Forward Throw T4W=Type IV Wide 5NQ=Type V Narrow 5MQ=Type V Square Medium 5WQ=Type V Square Wide SL2=Type II w/Spill Control SL3=Type III w/Spill Control SL4=Type IV w/Spill Control SLL=90° Spill Light Eliminator Left SLR=90° Spill Light Eliminator Right RW=Rectangular Wide Type I AFL=Automotive Frontline	[Blank]=Standard Pole Mount Arm QU=Quick Mount Universal Arm QM=Pole Mount Arm with Quick Mount Adaptor PA=Pole Mount, Adjustable SP=3" Slipfitter, Adjustable 4 SP2=2-3/8" Slipfitter, Adjustable 4 QMA=Quick Mount Mast Arm, Fixed MA=Mast Arm, Fixed WM=Wall Mount, Fixed WA=Wall Mount, Adjustable UP=Upswept Arm	AP=Grey BZ=Bronze BK=Black DP=Dark Platinum GM=Graphite Metallic WH=White RALXX=Custom Color VERIFY FINISH
Options (Add as Suffix)			Controls and Systems Options (Add as Suffix)		Accessories (Order Separately) 28		
DIM=External 0-10V Dimming Leads 20 F=Single Fuse (120, 277 or 347V Specify Voltage) FF=Double Fuse (208, 240 or 480V Specify Voltage) 20K=20KV UL 1449 fused surge protective device 19 2L=Two Circuits 18 HA=50°C High Ambient HSS=Installed House Side Shield 18 GRSBK=Glare Reducing Shield, Black 23 GRSWH=Glare Reducing Shield, White 23 LCF=Light Square Trim Painted to Match Housing 24 TH=Tool-less Door Hardware 5 CC=Coastal Construction finish 3 L90=Optics Rotated 90° Left R90=Optics Rotated 90° Right AHD145=After Hours Dim, 5 Hours 22 AHD245=After Hours Dim, 6 Hours 22 AHD255=After Hours Dim, 7 Hours 22 AHD355=After Hours Dim, 8 Hours 22 DALI=DALI Drivers			BPC=Button Type Photocontrol. Must specify voltage 120V, 208V, 240V or 277V. 6 PR=NEMA 3-PIN Photocontrol Receptacle PR7=NEMA 7-PIN Photocontrol Receptacle 21 FADC=Field Adjustable Dimming Controller 22 PSC=Photocontrol Shorting Cap SPB2=Dimming Motion Sensor, 9'-20' mounting 24 SPB4=Dimming Motion Sensor, 21'-40' mounting 24 SPB2/X=Dimming Motion Sensor, limited square count, 9'-20' mounting 24 SPB4/X=Dimming Motion Sensor, limited square count, 21'-40' mounting 24 MS/DIM-L20=Motion Sensor for Dimming Operation, 9'-20' Mounting 34 MS/DIM-L40=Motion Sensor for Dimming Operation, 21'-40' Mounting 34 ZW=WaveLinx-enabled 4-PIN Twistlock Receptacle 19 ZD=SR Driver-enabled 4-PIN Twistlock Receptacle 19 ZW-WOBXX=WaveLinx Lite, Dimming Motion and Daylight, Bluetooth Programmable, 7' - 15' Mounting 15, 12 ZW-WOFXX=WaveLinx Lite, Dimming Motion and Daylight, Bluetooth Programmable, 15' - 40' Mounting 15, 12 ZD-WOBXX=WaveLinx Lite, SR Driver, Dimming Motion and Daylight, Bluetooth Programmable, 7' - 15' Mounting 15, 12 ZD-WOFXX=WaveLinx Lite, SR Driver, Dimming Motion and Daylight, Bluetooth Programmable, 15' - 40' Mounting 15, 12 ZW-SWPD4XX=WaveLinx Pro, Dimming Motion and Daylight, WAC Programmable, 7' - 15' Mounting 15, 12, 13 ZW-SWPD5XX=WaveLinx Pro, Dimming Motion and Daylight, WAC Programmable, 15' - 40' Mounting 15, 12, 13 ZD-SWPD4XX=WaveLinx Pro, SR Driver, Dimming Motion and Daylight, WAC Programmable, 7' - 15' Mounting 15, 12, 13 ZD-SWPD5XX=WaveLinx Pro, SR Driver, Dimming Motion and Daylight, WAC Programmable, 15' - 40' Mounting 15, 12, 13 DIM10-L20=Synapse Occupancy Sensor (9'-20' Mounting) 19 DIM10-L40=Synapse Occupancy Sensor (21'-40' Mounting) 19		QA/RA1016=NEMA Photocontrol Multi-Tap - 105-285V QA/RA1027=NEMA Photocontrol - 480V QA/RA1201=NEMA Photocontrol - 347V QA/RA1013=Photocontrol Shorting Cap QA/RA1014=120V Photocontrol MA1252=10kV Surge Module Replacement MA1036-XX=Single Tenon Adapter for 2-3/8" O.D. Tenon MA1037-XX=2@180° Tenon Adapter for 2-3/8" O.D. Tenon MA1197-XX=3@120° Tenon Adapter for 2-3/8" O.D. Tenon MA1188-XX=4@90° Tenon Adapter for 2-3/8" O.D. Tenon MA1189-XX=2@90° Tenon Adapter for 2-3/8" O.D. Tenon MA1190-XX=3@90° Tenon Adapter for 2-3/8" O.D. Tenon MA1191-XX=2@120° Tenon Adapter for 2-3/8" O.D. Tenon MA1038-XX=Single Tenon Adapter for 3-1/2" O.D. Tenon MA1039-XX=2@180° Tenon Adapter for 3-1/2" O.D. Tenon MA1192-XX=3@120° Tenon Adapter for 3-1/2" O.D. Tenon MA1193-XX=4@90° Tenon Adapter for 3-1/2" O.D. Tenon MA1194-XX=2@90° Tenon Adapter for 3-1/2" O.D. Tenon MA1195-XX=3@90° Tenon Adapter for 3-1/2" O.D. Tenon SRA238=Adapter kit for mounting 3" SP arm to 2-3/8" O.D. vertical tenon FSIR-100=Wireless Configuration Tool for MS/DIM 34 LS/HSS=Field Installed House Side Shield 9, 18 LS/GRSBK-2PK =Glare Reducing Shield, Black 9, 23 LS/GRSWH-2PK =Glare Reducing Shield, White 9, 23 LS/PFS=Perimeter Shield, Black 18 WOLC-7P-10A=WaveLinx Outdoor Control Module 11, 19 WOB-XX=WaveLinx Lite Sensor, Dimming Motion and Daylight, Bluetooth Programmable, 7' - 15' Mounting 12, 14, 19 WOF-XX=WaveLinx Lite Sensor, Dimming Motion and Daylight, Bluetooth Programmable, 15' - 40' Mounting 12, 14, 19 SWPD4-XX=WaveLinx Sensor, Dimming Motion and Daylight, WAC Programmable, 7' - 15' Mounting 12, 13, 14, 19 SWPD5-XX=WaveLinx Sensor, Dimming Motion and Daylight, WAC Programmable, 15' - 40' Mounting 12, 13, 14, 19		

NOTES:

- Customer is responsible for engineering analysis to confirm pole and fixture compatibility for all applications. Refer to our white paper WP513001EN for additional support information.
- DesignLights Consortium® Qualified. Refer to www.designlights.org Qualified Products List under Family Models for details.
- Coastal construction finish salt spray tested to over 5,000-hours per ASTM B117, with a scribe rating of 9 per ASTM D1654. Not available with TH option.
- Drive current 1200mA not available with color temperatures 722, 727, 827, 830 or 930 when the HSS option is selected.
- TH option not 3G rated. Not available with Coastal Construction (CC) option.
- Not available with voltage options H, 8 or 9.
- Requires the use of an internal step down transformer when combined with sensor options. Not available in combination with the HA high ambient and sensor options at 1A.
- SP arm limited to 3" O.D. vertical tenon. SP2 limited to 2-3/8" O.D. vertical tenon.
- One required for each Light Square.
- 2L is not available with SPB at 347V or 480V. Not available with WaveLinx or Enlightened sensors, or 20kV surge option.
- Requires PR7.
- Replace XX with sensor color (WH, BZ or BK.)
- WAC Gateway required to enable field-configurable: Order WAC-PoE and WPOE-120 (10V to PoE injector) power supply if needed. WAC not required for LC Bluetooth sensors.
- Requires ZW or ZD receptacle.
- Narrow-band 590nm +/- 5nm for wildlife and observatory use. Choose drive current A; supplied at 500mA drive current only. Exact luminaire wattage available in IES files. Available with SWQ, SMQ, SL2, SL3 and SL4 distributions. Can be used with HSS option.
- Set of 4 pcs. One set required per Light Square.

- Not available with HA option.
- Not for use with T1, 5NQ, 5MQ, 5WQ or RW optics.
- Cannot be used with other control options.
- Low voltage control lead brought out 18" outside fixture. Not available with DALI or integrated controls options
- Not available if any SPB, LWR, or WaveLinx sensor is selected. Motion sensor has an integral photocell.
- Requires the use of BPC photocontrol or the PR7 or PR photocontrol receptacle with photocontrol accessory.
- Not for use with T1, T4FT, T4W or SL4 optics.
- Sensor configuration mobile application required for configuration. See controls page for details.
- Replace X with number of Light Squares controlled by the SPB, referencing the "SPB/X Availability Table" on the controls page.
- Not available with HSS, GRSWH or GRSBK.
- Only product configurations with these designated prefixes are built to be compliant with the Buy American Act of 1933 (BAA) or Trade Agreements Act of 1979 (TAA), respectively. Please refer to [DOMESTIC PREFERENCES](http://www.domesticpreferences.com) website for more information. Components shipped separately may be separately analyzed under domestic preference requirements.
- For BAA or TAA requirements, Accessories sold separately will be separately analyzed under domestic preference requirements. Consult factory for further information.
- DuraVolt drivers feature added protection from power quality issues such as loss of neutral, transients and voltage fluctuations. Visit www.signify.com/duravolt for more information.
30. 480V not to be used with ungrounded or impedance grounded systems.
- Not available in 1 square configuration at 800mA or below. Not available with any control option except SPB.
- Cannot be used with PR7 or other motion response control options.
- Use GALN Product Configurator to specify lumen output, drive current and wattage. Not available with AMB.
- Uses the FSP-211 motion sensor. The FSIR-100 configuration tool is required to adjust parameters including high and low modes, sensitivity, time delay, cutoff and more. Consult your lighting representative at Cooper Lighting Solutions for more information.

LumenSafe Integrated Network Security Camera Technology Options (Add as Suffix)

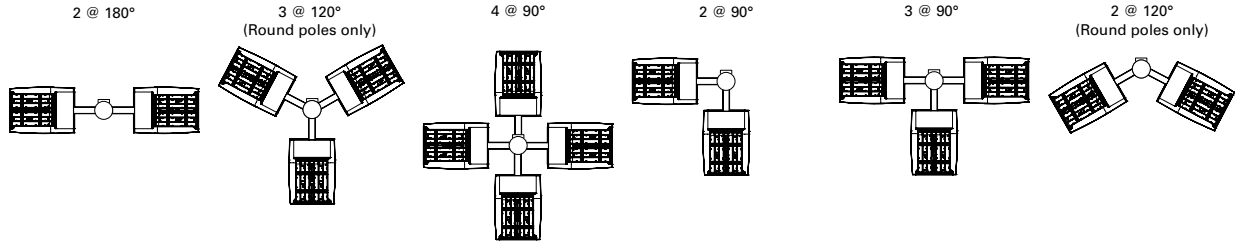
Product Family	Camera Type	Data Backhaul
L=LumenSafe Technology 	D=Standard Dome Camera H=Hi-Res Dome Camera Z=Remote PTZ Camera	C=Cellular, No SIM A=Cellular, AT&T V=Cellular, Verizon S=Cellular, Sprint R=Cellular, Rogers W=Wi-Fi Networking w/ Omni-Directional Antenna E=Ethernet Networking



McGraw-Edison GALN Galleon II

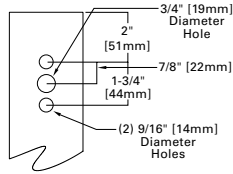
Mounting Details

Pole Configuration Options

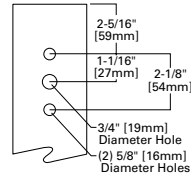


Pole Drilling Patterns

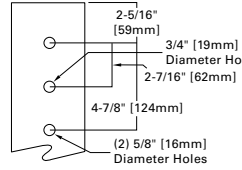
Type "N"



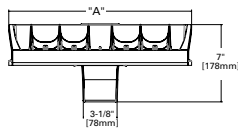
Type "R"



Type "M"

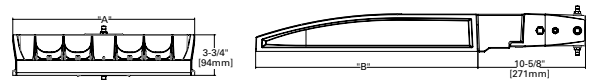


Quick Mount Universal Arm (QU)



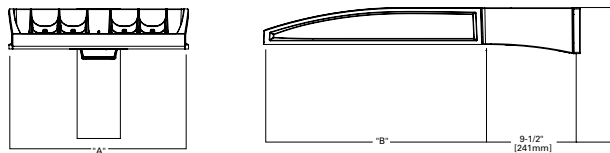
*NOTE: Universal bolt pattern compatible with Type N through Type M drilling patterns

Quick Mount Mast Arm (QMA)



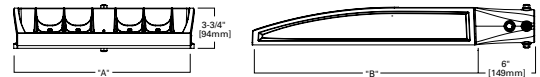
*NOTE: Fits 2-3/8" O.D. tenon

Pole Mount Arm with Quick Mount Adaptor (QM)



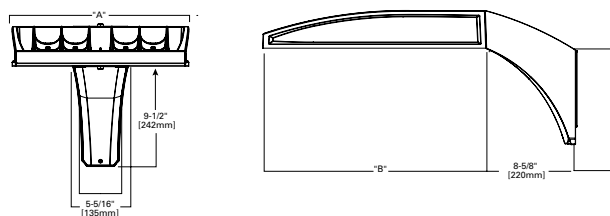
*NOTE: Use Type N drilling pattern

Mast Arm, Fixed (MA)



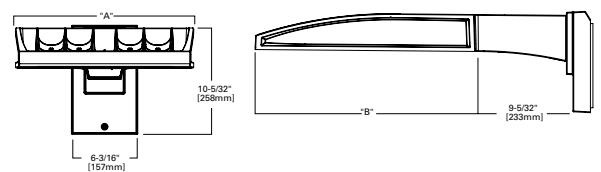
*NOTE: Fits 2-3/8" O.D. tenon

Upswept Arm (UP)



*NOTE: Universal bolt pattern compatible with Type N through Type M drilling patterns

Wall Mount, Fixed (WM)





Job Name:
SPIRIT VALLEY BUSINESS PARK - 649
SPIRIT VALLEY CENTRAL DRIVE

Catalog Number:
GALN-SA1A-740-U-SL2-WM-XX-
GRSBK

Notes:

Type:

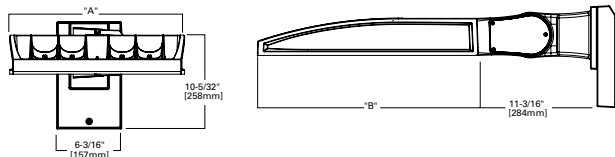
WP5

LAI24-308384

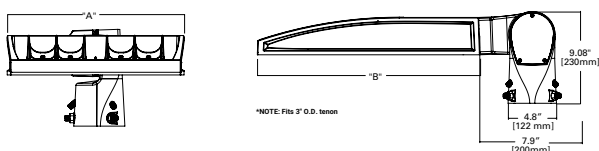
McGraw-Edison **GALN Galleon II**

Mounting Details

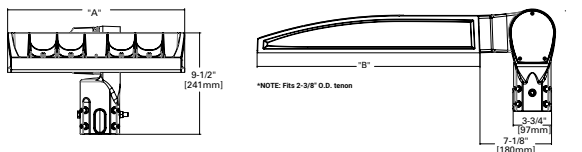
Wall Mount, Adjustable (WA)



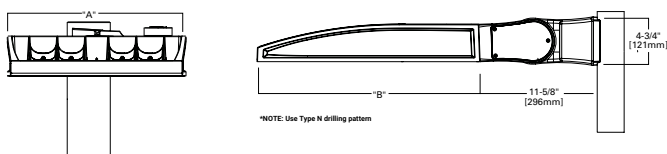
3\" Slipfitter, Adjustable (SP)



2-3/8\" Slipfitter, Adjustable (SP2)

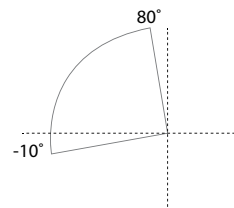


Pole Mount, Adjustable Arm (PA)



Adjustable Arm Range of Motion

- Includes WA, SP, SP2 and PA mounting options
- Adjustable in increments of 5°
- Must maintain downward facing orientation



Fixture Weights and EPAs

Tilt Angle (Degrees)	Number of Light Squares	Weight	1 @ 90°	2 @ 180°	2 @ 90°	2 @ 120°	3 @ 90°	3 @ 120°	4 @ 90°
0°	1-4	33.5 lb (15.2 kg)	0.85	1.70	1.46	1.66	2.31	2.25	2.35
	5-6	43.5 lb (19.7 kg)	0.86	1.71	1.62	1.80	2.49	2.35	2.50
	7-9	52.5 lb (23.8 kg)	0.98	1.95	1.75	1.98	2.73	2.55	2.76
15°	1-4	33.5 lb (15.2 kg)	1.10	1.71	1.95	2.26	2.81	3.30	2.87
	5-6	43.5 lb (19.7 kg)	1.42	1.71	2.27	2.72	3.13	3.63	3.15
	7-9	52.5 lb (23.8 kg)	1.69	1.96	2.67	3.22	3.65	4.38	3.72
30°	1-4	33.5 lb (15.2 kg)	1.72	1.81	2.58	3.21	3.44	4.59	3.53
	5-6	43.5 lb (19.7 kg)	2.26	2.29	3.11	4.00	3.97	5.27	4.00
	7-9	52.5 lb (23.8 kg)	2.75	2.85	3.73	4.83	4.71	6.45	4.81
45°	1-4	33.5 lb (15.2 kg)	2.25	2.36	3.10	4.00	3.96	5.63	4.08
	5-6	43.5 lb (19.7 kg)	2.96	2.99	3.81	5.06	4.67	6.49	4.71
	7-9	52.5 lb (23.8 kg)	3.63	3.76	3.73	6.17	5.59	8.03	5.73
60°	1-4	33.5 lb (15.2 kg)	2.63	2.77	3.49	4.58	4.34	6.21	4.48
	5-6	43.5 lb (19.7 kg)	3.46	3.51	4.32	5.84	5.19	7.01	5.22
	7-9	52.5 lb (23.8 kg)	4.27	4.44	5.25	7.15	6.23	8.80	6.40





Job Name:
SPIRIT VALLEY BUSINESS PARK - 649
SPIRIT VALLEY CENTRAL DRIVE

Catalog Number:
GALN-SA1A-740-U-SL2-WM-XX-GRSBK

Notes:

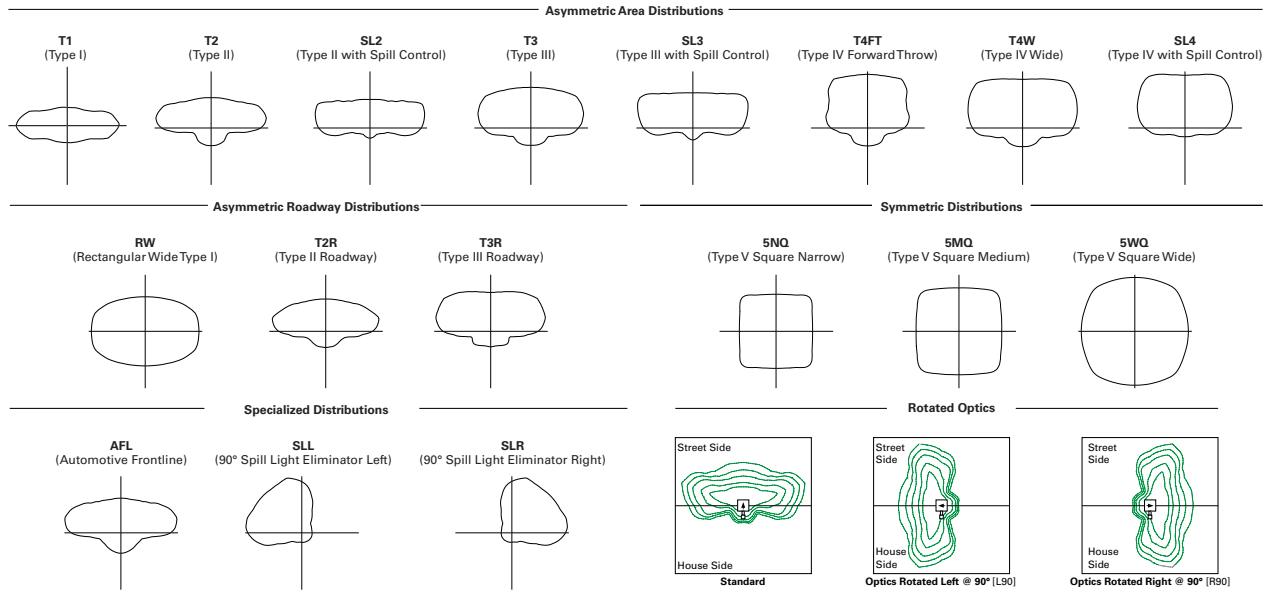
Type:

WP5

LAI24-308384

McGraw-Edison **GALN Galleon II**

Optical Distributions



Product Specifications

Construction

- Die-cast aluminum housing and heat sink
- Three housing sizes, using 1 to 9 light squares

Optics

- High-efficiency injection-molded AccuLED Optics technology
- 17 optical distributions for area site and roadway applications
- 3 shielding options include HSS, GRS and PFS
- IDA Certified (3000K CCT and warmer only, fixed mounting options)

Electrical

- Removable power tray assembly includes drivers, surge modules and control modules for ease of maintenance and serviceability
- Standard with 0-10V dimming
- Standard with 10kV surge module, optional 20kV surge module

- Suitable for operation in -40°C to 40°C ambient environments. Optional 50°C high ambient (HA) configuration

Mounting

- Arms are factory installed, enabling closed-housing installation
- All arms suitable for round or square pole installation
- All arms provide clearance for multiple fixture installations at 90°

Finish

- 6 standard finishes use super durable TGIC polyester powder coat paint, providing 2.5 mil nominal thickness and salt-spray tested to 3,000 hours per ASTM B117
- RAL and custom color matches available
- Coastal Construction (CC) option salt-spray tested to 5,000 hours per ASTM B117, achieving a scribe rating of 9 per ASTM D1654

Typical Applications

- Outdoor, Parking Lots, Walkways, Roadways, Building Areas

Warranty

- Five year limited warranty



Job Name:
SPIRIT VALLEY BUSINESS PARK - 649
SPIRIT VALLEY CENTRAL DRIVE

Catalog Number:
GALN-SA1A-740-U-SL2-WM-XX-
GRSBK

Notes:

Type:

WP5

LAI24-308384

McGraw-Edison**GALN Galleon II****Energy and Performance Data****Lumen Maintenance (TM-21)**

Drive Current	Ambient Temperature	25,000 hours*	50,000 hours*	60,000 hours*	100,000 hours**	Theoretical L70 hours**
Up to 1A	25°C	99.4%	99.0%	98.9%	98.3%	> 2.4M
	40°C	98.7%	98.3%	98.1%	97.4%	> 1.9M
	50°C	98.2%	97.2%	96.8%	95.2%	> 851,000
1.2A	25°C	99.4%	99.0%	98.9%	98.3%	> 2.4M
	40°C	98.5%	97.9%	97.7%	96.7%	> 1.3M

Lumen Multiplier

Ambient Temperature	Lumen Multiplier
0°C	1.02
10°C	1.01
25°C	1.00
40°C	0.99
50°C	0.97

* Supported by IES TM-21 standards

** Theoretical values represent estimations commonly used; however, refer to the IES position on LED Product Lifetime Prediction, IES PS-10-18, explaining proper use of IES TM-21 and LM-80.

FADC Settings

SA1-SA3 (A, B, C, D Drive Current)

FADC Position	Percent of Typical Lumen Output
1	25%
2	48%
3	56%
4	65%
5	75%
6	80%
7	85%
8	90%
9	95%
10	100%

FADC Settings

SA4-SA6 (A, B, C, D Drive Current)

FADC Position	Percent of Typical Lumen Output
1	14%
2	25%
3	32%
4	43%
5	49%
6	57%
7	65%
8	72%
9	80%
10	100%

FADC Settings

SA7-SA9 (A, B, C, D Drive Current)

FADC Position	Percent of Typical Lumen Output
1	19%
2	38%
3	47%
4	63%
5	74%
6	85%
7	95%
8	97%
9	100%
10	100%



Job Name:
SPIRIT VALLEY BUSINESS PARK - 649
SPIRIT VALLEY CENTRAL DRIVE

Catalog Number:
GALN-SA1A-740-U-SL2-WM-XX-
GRSBK
Notes:

Type:
WP5
LAI24-308384

McGraw-Edison **GALN Galleon II**

Performance Table, Drive Current "A" (615mA)

Number of Light Squares		1	2	3	4	5	6	7	8	9
Nominal Power (Watts)		33	63	93	121	154	182	215	244	274
Input Current @ 120V		0.283	0.529	0.778	1.058	1.310	1.556	1.839	2.089	2.335
Input Current @ 208V		0.165	0.309	0.460	0.618	0.771	0.919	1.082	1.240	1.379
Input Current @ 240V		0.143	0.270	0.398	0.540	0.671	0.796	0.944	1.078	1.194
Input Current @ 277V		0.125	0.237	0.352	0.473	0.581	0.705	0.818	0.962	1.057
Input Current @ 347V		0.098	0.181	0.272	0.362	0.454	0.544	0.636	0.738	0.816
Input Current @ 480V		0.073	0.133	0.200	0.267	0.335	0.400	0.470	0.554	0.600
Optics										
T1	4000K Lumens	4,619	9,180	13,628	18,059	22,861	27,070	31,796	36,863	41,385
	BUG Rating	B2-U0-G1	B3-U0-G1	B3-U0-G2	B4-U0-G2	B4-U0-G2	B4-U0-G2	B5-U0-G3	B5-U0-G3	B5-U0-G3
	Lumens per Watt	140	146	147	149	148	149	148	151	151
T2	4000K Lumens	4,654	9,249	13,730	18,194	23,032	27,273	32,034	37,138	41,694
	BUG Rating	B1-U0-G1	B1-U0-G2	B2-U0-G2	B2-U0-G3	B3-U0-G4	B3-U0-G4	B3-U0-G4	B3-U0-G5	B3-U0-G5
	Lumens per Watt	141	147	148	150	150	150	149	152	152
T2R	4000K Lumens	4,716	9,372	13,913	18,437	23,340	27,637	32,462	37,634	42,251
	BUG Rating	B1-U0-G1	B1-U0-G2	B2-U0-G2	B2-U0-G2	B3-U0-G3	B3-U0-G3	B3-U0-G4	B3-U0-G4	B3-U0-G4
	Lumens per Watt	143	149	150	152	152	152	151	154	154
T3	4000K Lumens	4,589	9,120	13,538	17,940	22,711	26,892	31,587	36,220	41,112
	BUG Rating	B1-U0-G1	B2-U0-G2	B2-U0-G2	B3-U0-G3	B3-U0-G3	B3-U0-G4	B3-U0-G4	B3-U0-G4	B4-U0-G4
	Lumens per Watt	139	145	146	148	147	148	147	150	150
T3R	4000K Lumens	4,735	9,411	13,970	18,513	23,436	27,751	32,596	37,790	42,425
	BUG Rating	B1-U0-G1	B1-U0-G2	B2-U0-G3	B2-U0-G3	B3-U0-G4	B3-U0-G4	B3-U0-G4	B3-U0-G5	B3-U0-G5
	Lumens per Watt	143	149	150	153	152	152	152	155	155
T4FT	4000K Lumens	4,617	9,176	13,622	18,051	22,851	27,058	31,782	36,847	41,366
	BUG Rating	B1-U0-G2	B2-U0-G2	B2-U0-G3	B3-U0-G3	B3-U0-G4	B3-U0-G4	B3-U0-G5	B3-U0-G5	B3-U0-G5
	Lumens per Watt	140	146	146	149	148	149	148	151	151
T4W	4000K Lumens	4,631	9,203	13,662	18,104	22,918	27,138	31,876	36,955	41,488
	BUG Rating	B1-U0-G2	B2-U0-G2	B2-U0-G3	B3-U0-G3	B3-U0-G4	B3-U0-G4	B3-U0-G5	B3-U0-G5	B4-U0-G5
	Lumens per Watt	140	146	147	150	149	149	148	151	151
SL2	4000K Lumens	4,619	9,180	13,627	18,058	22,860	27,069	31,795	36,861	41,383
	BUG Rating	B1-U0-G2	B2-U0-G2	B2-U0-G3	B3-U0-G3	B3-U0-G4	B3-U0-G4	B3-U0-G4	B3-U0-G5	B4-U0-G5
	Lumens per Watt	140	146	147	149	148	149	148	151	151
SL3	4000K Lumens	4,586	9,115	13,531	17,931	22,699	26,879	31,571	36,602	41,091
	BUG Rating	B1-U0-G1	B1-U0-G2	B2-U0-G3	B2-U0-G3	B3-U0-G4	B3-U0-G4	B3-U0-G4	B3-U0-G5	B3-U0-G5
	Lumens per Watt	139	145	145	148	147	148	147	150	150
SL4	4000K Lumens	4,529	9,002	13,363	17,708	22,417	26,544	31,178	36,146	40,580
	BUG Rating	B1-U0-G2	B1-U0-G3	B2-U0-G3	B2-U0-G4	B2-U0-G4	B3-U0-G5	B3-U0-G5	B3-U0-G5	B3-U0-G5
	Lumens per Watt	137	143	144	146	146	146	145	148	148
5NQ	4000K Lumens	4,829	9,598	14,247	18,880	23,901	28,301	33,242	38,539	43,266
	BUG Rating	B2-U0-G1	B3-U0-G1	B3-U0-G2	B4-U0-G2	B4-U0-G2	B4-U0-G2	B5-U0-G2	B5-U0-G3	B5-U0-G3
	Lumens per Watt	146	152	153	156	155	155	155	158	158
5MQ	4000K Lumens	4,853	9,645	14,318	18,974	24,020	28,442	33,407	38,731	43,482
	BUG Rating	B3-U0-G1	B3-U0-G2	B4-U0-G2	B4-U0-G2	B5-U0-G3	B5-U0-G3	B5-U0-G4	B5-U0-G4	B5-U0-G4
	Lumens per Watt	147	153	154	157	156	156	155	159	159
5WQ	4000K Lumens	4,843	9,625	14,288	18,934	23,969	28,382	33,337	38,649	43,390
	BUG Rating	B3-U0-G1	B4-U0-G2	B4-U0-G2	B5-U0-G3	B5-U0-G3	B5-U0-G4	B5-U0-G4	B5-U0-G4	B5-U0-G5
	Lumens per Watt	147	153	154	156	156	156	155	158	158
SLL/ SLR	4000K Lumens	3,989	7,927	11,768	15,594	19,741	23,375	27,456	31,831	35,736
	BUG Rating	B1-U0-G2	B1-U0-G2	B2-U0-G3	B2-U0-G3	B2-U0-G4	B3-U0-G4	B3-U0-G4	B3-U0-G5	B3-U0-G5
	Lumens per Watt	121	126	127	129	128	128	128	130	130
RW	4000K Lumens	4,774	9,488	14,085	18,665	23,628	27,979	32,863	38,100	42,774
	BUG Rating	B2-U0-G1	B3-U0-G1	B3-U0-G2	B4-U0-G2	B4-U0-G2	B4-U0-G2	B5-U0-G3	B5-U0-G3	B5-U0-G3
	Lumens per Watt	145	151	151	154	153	154	153	156	156
AFL	4000K Lumens	4,673	9,286	13,785	18,268	23,126	27,384	32,164	37,290	41,864
	BUG Rating	B1-U0-G1	B1-U0-G1	B2-U0-G2	B2-U0-G2	B3-U0-G2	B3-U0-G2	B3-U0-G3	B3-U0-G3	B3-U0-G3
	Lumens per Watt	142	147	148	151	150	150	150	153	153

* Nominal data for 70 CRI. ** For additional performance data, please reference the Galleon Supplemental Performance Guide.





Job Name:
SPIRIT VALLEY BUSINESS PARK - 649
SPIRIT VALLEY CENTRAL DRIVE

Catalog Number:
GALN-SA1A-740-U-SL2-WM-XX-
GRSBK
Notes:

Type:
WP5
LAI24-308384

McGraw-Edison **GALN Galleon II**

Performance Table, Drive Current "B" (800mA)

Number of Light Squares		1	2	3	4	5	6	7	8	9
Nominal Power (Watts)		44	82	121	164	204	243	286	325	364
Input Current @ 120V		0.367	0.689	1.014	1.378	1.704	2.027	2.393	2.716	3.041
Input Current @ 208V		0.213	0.401	0.594	0.802	0.997	1.188	1.400	1.605	1.782
Input Current @ 240V		0.184	0.347	0.510	0.694	0.860	1.021	1.210	1.386	1.531
Input Current @ 277V		0.160	0.303	0.449	0.605	0.757	0.898	1.065	1.242	1.347
Input Current @ 347V		0.125	0.235	0.355	0.471	0.592	0.710	0.828	0.958	1.065
Input Current @ 480V		0.092	0.172	0.258	0.344	0.432	0.517	0.605	0.706	0.775
Optics										
T1	4000K Lumens	5,748	11,423	16,957	22,470	28,446	33,683	39,563	45,867	51,494
	BUG Rating	B2-U0-G1	B3-U0-G2	B4-U0-G2	B4-U0-G2	B4-U0-G2	B5-U0-G3	B5-U0-G3	B5-U0-G4	B5-U0-G4
	Lumens per Watt	131	139	140	137	139	139	138	141	141
T2	4000K Lumens	5,790	11,508	17,083	22,638	28,658	33,935	39,859	46,210	51,879
	BUG Rating	B1-U0-G2	B2-U0-G2	B2-U0-G3	B3-U0-G4	B3-U0-G4	B3-U0-G4	B3-U0-G5	B3-U0-G5	B4-U0-G5
	Lumens per Watt	132	140	141	138	140	140	139	142	143
T2R	4000K Lumens	5,868	11,662	17,311	22,941	29,041	34,388	40,391	46,827	52,572
	BUG Rating	B1-U0-G1	B2-U0-G2	B2-U0-G2	B3-U0-G3	B3-U0-G3	B3-U0-G4	B3-U0-G4	B3-U0-G4	B3-U0-G5
	Lumens per Watt	133	142	143	140	142	142	141	144	144
T3	4000K Lumens	5,710	11,347	16,845	22,322	28,258	33,461	39,303	45,565	51,155
	BUG Rating	B1-U0-G1	B2-U0-G2	B3-U0-G3	B3-U0-G3	B3-U0-G4	B3-U0-G4	B4-U0-G4	B4-U0-G5	B4-U0-G5
	Lumens per Watt	130	138	139	136	139	138	137	140	141
T3R	4000K Lumens	5,892	11,710	17,383	23,035	29,161	34,530	40,558	47,020	52,788
	BUG Rating	B1-U0-G2	B2-U0-G2	B2-U0-G3	B3-U0-G4	B3-U0-G4	B3-U0-G5	B3-U0-G5	B3-U0-G5	B4-U0-G5
	Lumens per Watt	134	143	144	140	143	142	142	145	145
T4FT	4000K Lumens	5,745	11,418	16,949	22,460	28,433	33,668	39,546	45,847	51,471
	BUG Rating	B1-U0-G2	B2-U0-G3	B2-U0-G3	B3-U0-G4	B3-U0-G4	B3-U0-G5	B3-U0-G5	B4-U0-G5	B4-U0-G5
	Lumens per Watt	131	139	140	137	139	139	138	141	141
T4W	4000K Lumens	5,762	11,451	16,999	22,526	28,517	33,767	39,662	45,982	51,622
	BUG Rating	B1-U0-G2	B2-U0-G2	B3-U0-G3	B3-U0-G4	B3-U0-G4	B3-U0-G5	B4-U0-G5	B4-U0-G5	B4-U0-G5
	Lumens per Watt	131	140	140	137	140	139	139	141	142
SL2	4000K Lumens	5,747	11,422	16,956	22,469	28,444	33,681	39,561	45,865	51,491
	BUG Rating	B1-U0-G2	B2-U0-G3	B3-U0-G3	B3-U0-G4	B3-U0-G4	B3-U0-G4	B4-U0-G5	B4-U0-G5	B4-U0-G5
	Lumens per Watt	131	139	140	137	139	139	138	141	141
SL3	4000K Lumens	5,707	11,342	16,836	22,311	28,244	33,444	39,283	45,542	51,129
	BUG Rating	B1-U0-G2	B2-U0-G3	B2-U0-G3	B3-U0-G4	B3-U0-G4	B3-U0-G5	B3-U0-G5	B3-U0-G5	B3-U0-G5
	Lumens per Watt	130	138	139	136	138	138	137	140	140
SL4	4000K Lumens	5,636	11,201	16,627	22,034	27,893	33,028	38,794	44,976	50,493
	BUG Rating	B1-U0-G2	B1-U0-G3	B2-U0-G4	B2-U0-G4	B3-U0-G5	B3-U0-G5	B3-U0-G5	B3-U0-G5	B3-U0-G5
	Lumens per Watt	128	137	137	134	137	136	136	138	139
5NQ	4000K Lumens	6,009	11,942	17,727	23,492	29,739	35,214	41,362	47,953	53,835
	BUG Rating	B2-U0-G1	B3-U0-G1	B4-U0-G2	B4-U0-G2	B5-U0-G2	B5-U0-G2	B5-U0-G3	B5-U0-G3	B5-U0-G3
	Lumens per Watt	137	146	147	143	146	145	145	148	148
5MQ	4000K Lumens	6,039	12,001	17,816	23,609	29,887	35,389	41,568	48,191	54,103
	BUG Rating	B3-U0-G1	B4-U0-G2	B4-U0-G2	B5-U0-G3	B5-U0-G3	B5-U0-G4	B5-U0-G4	B5-U0-G4	B5-U0-G5
	Lumens per Watt	137	146	147	144	147	146	145	148	149
5WQ	4000K Lumens	6,026	11,976	17,778	23,559	29,824	35,315	41,480	48,090	53,989
	BUG Rating	B3-U0-G1	B4-U0-G2	B5-U0-G3	B5-U0-G3	B5-U0-G4	B5-U0-G4	B5-U0-G4	B5-U0-G5	B5-U0-G5
	Lumens per Watt	137	146	147	144	146	145	145	148	148
SLL/ SLR	4000K Lumens	4,963	9,863	14,642	19,403	24,563	29,085	34,163	39,607	44,465
	BUG Rating	B1-U0-G2	B1-U0-G3	B2-U0-G3	B2-U0-G4	B3-U0-G4	B3-U0-G5	B3-U0-G5	B3-U0-G5	B3-U0-G5
	Lumens per Watt	113	120	121	118	120	120	119	122	122
RW	4000K Lumens	5,940	11,806	17,526	23,224	29,400	34,813	40,891	47,407	53,222
	BUG Rating	B3-U0-G1	B3-U0-G2	B4-U0-G2	B4-U0-G2	B5-U0-G3	B5-U0-G3	B5-U0-G3	B5-U0-G4	B5-U0-G4
	Lumens per Watt	135	144	145	142	144	143	143	146	146
AFL	4000K Lumens	5,814	11,555	17,153	22,730	28,775	34,073	40,021	46,398	52,090
	BUG Rating	B1-U0-G1	B2-U0-G1	B2-U0-G2	B2-U0-G2	B3-U0-G3	B3-U0-G3	B3-U0-G3	B3-U0-G3	B3-U0-G4
	Lumens per Watt	132	141	142	139	141	140	140	143	143

* Nominal data for 70 CRI. ** For additional performance data, please reference the Galleon Supplemental Performance Guide.





Job Name:
SPIRIT VALLEY BUSINESS PARK - 649
SPIRIT VALLEY CENTRAL DRIVE

Catalog Number:
GALN-SA1A-740-U-SL2-WM-XX-GRSBK
Notes:

Type:
WP5
LAI24-308384

McGraw-Edison **GALN Galleon II**

Performance Table, Drive Current "C" (1050mA)

Number of Light Squares		1	2	3	4	5	6	7	8	9
Nominal Power (Watts)		57	108	160	213	269	321	377	429	481
Input Current @ 120V		0.478	0.905	1.338	1.810	2.244	2.675	3.150	3.584	4.013
Input Current @ 208V		0.279	0.532	0.780	1.064	1.313	1.559	1.845	2.093	2.339
Input Current @ 240V		0.243	0.458	0.664	0.916	1.123	1.328	1.582	1.788	1.991
Input Current @ 277V		0.213	0.404	0.582	0.808	0.997	1.164	1.401	1.589	1.745
Input Current @ 347V		0.164	0.322	0.471	0.644	0.795	0.943	1.117	1.269	1.414
Input Current @ 480V		0.121	0.235	0.341	0.469	0.579	0.681	0.814	0.923	1.022
Optics										
T1	4000K Lumens	7,101	14,113	20,950	27,763	35,146	41,616	48,882	56,671	63,623
	BUG Rating	B3-U0-G1	B3-U0-G2	B4-U0-G2	B4-U0-G2	B5-U0-G3	B5-U0-G3	B5-U0-G4	B5-U0-G4	B5-U0-G4
	Lumens per Watt	125	131	131	130	131	130	130	132	132
T2	4000K Lumens	7,154	14,219	21,107	27,970	35,408	41,927	49,247	57,094	64,098
	BUG Rating	B1-U0-G2	B2-U0-G2	B3-U0-G3	B3-U0-G4	B3-U0-G4	B3-U0-G5	B4-U0-G5	B4-U0-G5	B4-U0-G5
	Lumens per Watt	126	132	132	131	132	131	131	133	133
T2R	4000K Lumens	7,250	14,408	21,389	28,344	35,881	42,487	49,905	57,857	64,954
	BUG Rating	B1-U0-G1	B2-U0-G2	B2-U0-G3	B3-U0-G3	B3-U0-G4	B3-U0-G4	B3-U0-G5	B4-U0-G5	B4-U0-G5
	Lumens per Watt	127	133	134	133	133	132	132	135	135
T3	4000K Lumens	7,054	14,020	20,812	27,580	34,914	41,342	48,560	56,297	63,203
	BUG Rating	B1-U0-G2	B2-U0-G2	B3-U0-G3	B3-U0-G4	B3-U0-G4	B4-U0-G4	B4-U0-G5	B4-U0-G5	B4-U0-G5
	Lumens per Watt	124	130	130	129	130	129	129	131	131
T3R	4000K Lumens	7,280	14,468	21,477	28,461	36,029	42,663	50,111	58,096	65,222
	BUG Rating	B1-U0-G2	B2-U0-G3	B3-U0-G4	B3-U0-G4	B3-U0-G5	B3-U0-G5	B3-U0-G5	B4-U0-G5	B4-U0-G5
	Lumens per Watt	128	134	134	134	134	133	133	135	136
T4FT	4000K Lumens	7,098	14,107	20,941	27,751	35,130	41,598	48,860	56,646	63,594
	BUG Rating	B1-U0-G2	B2-U0-G3	B3-U0-G4	B3-U0-G4	B3-U0-G5	B3-U0-G5	B4-U0-G5	B4-U0-G5	B4-U0-G5
	Lumens per Watt	125	131	131	130	131	130	130	132	132
T4W	4000K Lumens	7,119	14,148	21,003	27,832	35,233	41,720	49,004	56,812	63,781
	BUG Rating	B1-U0-G2	B2-U0-G3	B3-U0-G4	B3-U0-G4	B3-U0-G5	B4-U0-G5	B4-U0-G5	B4-U0-G5	B4-U0-G5
	Lumens per Watt	125	131	131	131	131	130	130	132	133
SL2	4000K Lumens	7,101	14,112	20,949	27,761	35,144	41,614	48,879	56,668	63,619
	BUG Rating	B1-U0-G2	B2-U0-G3	B3-U0-G3	B3-U0-G4	B3-U0-G5	B4-U0-G5	B4-U0-G5	B4-U0-G5	B4-U0-G5
	Lumens per Watt	125	131	131	130	131	130	130	132	132
SL3	4000K Lumens	7,051	14,013	20,802	27,566	34,897	41,321	48,535	56,269	63,172
	BUG Rating	B1-U0-G2	B2-U0-G3	B2-U0-G4	B3-U0-G4	B3-U0-G5	B3-U0-G5	B3-U0-G5	B4-U0-G5	B4-U0-G5
	Lumens per Watt	124	130	130	129	130	129	129	131	131
SL4	4000K Lumens	6,963	13,839	20,543	27,223	34,463	40,808	47,932	55,569	62,386
	BUG Rating	B1-U0-G2	B2-U0-G3	B2-U0-G4	B3-U0-G5	B3-U0-G5	B3-U0-G5	B3-U0-G5	B3-U0-G5	B3-U0-G5
	Lumens per Watt	122	128	128	128	128	127	127	130	130
5NQ	4000K Lumens	7,424	14,755	21,903	29,025	36,743	43,508	51,104	59,247	66,515
	BUG Rating	B3-U0-G1	B3-U0-G2	B4-U0-G2	B5-U0-G2	B5-U0-G3	B5-U0-G3	B5-U0-G3	B5-U0-G4	B5-U0-G4
	Lumens per Watt	130	137	137	136	137	136	136	138	138
5MQ	4000K Lumens	7,461	14,828	22,012	29,169	36,926	43,725	51,359	59,542	66,846
	BUG Rating	B3-U0-G1	B4-U0-G2	B5-U0-G3	B5-U0-G3	B5-U0-G4	B5-U0-G4	B5-U0-G4	B5-U0-G5	B5-U0-G5
	Lumens per Watt	131	137	138	137	137	136	136	139	139
5WQ	4000K Lumens	7,445	14,797	21,966	29,108	36,849	43,633	51,250	59,417	66,705
	BUG Rating	B3-U0-G2	B4-U0-G2	B5-U0-G3	B5-U0-G4	B5-U0-G4	B5-U0-G5	B5-U0-G5	B5-U0-G5	B5-U0-G5
	Lumens per Watt	131	137	137	137	137	136	136	139	139
SLL/SLR	4000K Lumens	6,132	12,187	18,091	23,973	30,348	35,936	42,210	48,935	54,938
	BUG Rating	B1-U0-G2	B2-U0-G3	B2-U0-G3	B3-U0-G4	B3-U0-G5	B3-U0-G5	B3-U0-G5	B3-U0-G5	B3-U0-G5
	Lumens per Watt	108	113	113	113	113	112	112	114	114
RW	4000K Lumens	7,340	14,587	21,653	28,694	36,325	43,013	50,522	58,573	65,757
	BUG Rating	B3-U0-G1	B3-U0-G2	B4-U0-G2	B4-U0-G2	B5-U0-G3	B5-U0-G3	B5-U0-G4	B5-U0-G4	B5-U0-G4
	Lumens per Watt	129	135	135	135	135	134	134	137	137
AFL	4000K Lumens	7,183	14,276	21,193	28,084	35,552	42,098	49,448	57,327	64,359
	BUG Rating	B1-U0-G1	B2-U0-G2	B2-U0-G2	B3-U0-G2	B3-U0-G3	B3-U0-G3	B3-U0-G4	B3-U0-G4	B4-U0-G4
	Lumens per Watt	126	132	132	132	132	131	131	134	134

* Nominal data for 70 CRI. ** For additional performance data, please reference the Galleon Supplemental Performance Guide.





Job Name:
SPIRIT VALLEY BUSINESS PARK - 649
SPIRIT VALLEY CENTRAL DRIVE

Catalog Number:
GALN-SA1A-740-U-SL2-WM-XX-
GRSBK
Notes:

Type:
WP5
LAI24-308384

McGraw-Edison **GALN Galleon II**

Performance Table, Drive Current "D" (1200mA)

Number of Light Squares		1	2	3	4	5	6	7	8	9
Nominal Power (Watts)		65	125	184	245	309	368	433	493	552
Input Current @ 120V		0.546	1.041	1.535	2.082	2.578	3.070	3.619	4.114	4.605
Input Current @ 208V		0.318	0.610	0.893	1.219	1.504	1.786	2.113	2.397	2.679
Input Current @ 240V		0.276	0.523	0.758	1.046	1.282	1.516	1.806	2.041	2.274
Input Current @ 277V		0.241	0.460	0.662	0.920	1.133	1.325	1.593	1.807	1.987
Input Current @ 347V		0.187	0.370	0.543	0.740	0.915	1.085	1.285	1.459	1.628
Input Current @ 480V		0.138	0.269	0.391	0.537	0.663	0.782	0.932	1.057	1.173
Optics										
T1	4000K Lumens	7,814	15,529	23,053	30,549	38,672	45,793	53,787	62,358	70,007
	BUG Rating	B3-U0-G1	B4-U0-G2	B4-U0-G2	B5-U0-G3	B5-U0-G3	B5-U0-G4	B5-U0-G4	B5-U0-G4	B5-U0-G4
	Lumens per Watt	120	124	125	125	125	124	124	126	127
T2	4000K Lumens	7,872	15,645	23,225	30,777	38,962	46,135	54,189	62,824	70,530
	BUG Rating	B1-U0-G2	B2-U0-G3	B3-U0-G4	B3-U0-G4	B3-U0-G5	B3-U0-G5	B4-U0-G5	B4-U0-G5	B4-U0-G5
	Lumens per Watt	121	125	126	126	126	125	125	127	128
T2R	4000K Lumens	7,977	15,854	23,535	31,188	39,482	46,751	54,913	63,663	71,472
	BUG Rating	B1-U0-G2	B2-U0-G2	B3-U0-G3	B3-U0-G4	B3-U0-G4	B3-U0-G4	B4-U0-G5	B4-U0-G5	B4-U0-G5
	Lumens per Watt	123	127	128	127	128	127	127	129	129
T3	4000K Lumens	7,762	15,427	22,901	30,348	38,418	45,491	53,433	61,947	69,546
	BUG Rating	B2-U0-G2	B3-U0-G3	B3-U0-G3	B3-U0-G4	B4-U0-G4	B4-U0-G5	B4-U0-G5	B4-U0-G5	B4-U0-G5
	Lumens per Watt	119	123	124	124	124	124	123	126	126
T3R	4000K Lumens	8,010	15,920	23,632	31,317	39,645	46,944	55,139	63,925	71,767
	BUG Rating	B1-U0-G2	B2-U0-G3	B3-U0-G4	B3-U0-G4	B3-U0-G5	B3-U0-G5	B4-U0-G5	B4-U0-G5	B4-U0-G5
	Lumens per Watt	123	127	128	128	128	128	127	130	130
T4FT	4000K Lumens	7,810	15,522	23,043	30,535	38,655	45,772	53,763	62,330	69,976
	BUG Rating	B1-U0-G2	B2-U0-G3	B3-U0-G4	B3-U0-G4	B3-U0-G5	B4-U0-G5	B4-U0-G5	B4-U0-G5	B4-U0-G5
	Lumens per Watt	120	124	125	125	125	124	124	126	127
T4W	4000K Lumens	7,833	15,568	23,110	30,625	38,769	45,907	53,921	62,513	70,182
	BUG Rating	B2-U0-G2	B3-U0-G3	B3-U0-G4	B3-U0-G5	B4-U0-G5	B4-U0-G5	B4-U0-G5	B4-U0-G5	B4-U0-G5
	Lumens per Watt	121	125	126	125	125	125	125	127	127
SL2	4000K Lumens	7,813	15,528	23,052	30,547	38,670	45,790	53,784	62,354	70,003
	BUG Rating	B2-U0-G2	B3-U0-G3	B3-U0-G4	B3-U0-G4	B4-U0-G5	B4-U0-G5	B4-U0-G5	B4-U0-G5	B4-U0-G5
	Lumens per Watt	120	124	125	125	125	124	124	126	127
SL3	4000K Lumens	7,758	15,419	22,889	30,332	38,398	45,468	53,406	61,916	69,511
	BUG Rating	B1-U0-G2	B2-U0-G3	B3-U0-G4	B3-U0-G4	B3-U0-G5	B3-U0-G5	B3-U0-G5	B4-U0-G5	B4-U0-G5
	Lumens per Watt	119	123	124	124	124	124	123	126	126
SL4	4000K Lumens	7,662	15,228	22,605	29,955	37,921	44,903	52,742	61,146	68,646
	BUG Rating	B1-U0-G3	B2-U0-G3	B2-U0-G4	B3-U0-G5	B3-U0-G5	B3-U0-G5	B3-U0-G5	B3-U0-G5	B4-U0-G5
	Lumens per Watt	118	122	123	122	123	122	122	124	124
5NQ	4000K Lumens	8,169	16,235	24,101	31,938	40,431	47,874	56,232	65,193	73,190
	BUG Rating	B3-U0-G1	B3-U0-G2	B4-U0-G2	B5-U0-G2	B5-U0-G3	B5-U0-G3	B5-U0-G4	B5-U0-G4	B5-U0-G4
	Lumens per Watt	126	130	131	130	131	130	130	132	133
5MQ	4000K Lumens	8,210	16,316	24,221	32,097	40,632	48,113	56,512	65,517	73,554
	BUG Rating	B3-U0-G2	B4-U0-G2	B5-U0-G3	B5-U0-G3	B5-U0-G4	B5-U0-G4	B5-U0-G5	B5-U0-G5	B5-U0-G5
	Lumens per Watt	126	131	132	131	131	131	131	133	133
5WQ	4000K Lumens	8,192	16,282	24,170	32,029	40,546	48,011	56,393	65,379	73,399
	BUG Rating	B3-U0-G2	B4-U0-G2	B5-U0-G3	B5-U0-G4	B5-U0-G4	B5-U0-G5	B5-U0-G5	B5-U0-G5	B5-U0-G5
	Lumens per Watt	126	130	131	131	131	130	130	133	133
SLL/SLR	4000K Lumens	6,747	13,410	19,906	26,379	33,394	39,542	46,445	53,846	60,451
	BUG Rating	B1-U0-G2	B2-U0-G3	B2-U0-G4	B3-U0-G4	B3-U0-G5	B3-U0-G5	B3-U0-G5	B3-U0-G5	B4-U0-G5
	Lumens per Watt	104	107	108	108	107	107	107	109	110
RW	4000K Lumens	8,076	16,050	23,826	31,574	39,970	47,329	55,592	64,450	72,356
	BUG Rating	B3-U0-G1	B4-U0-G2	B4-U0-G2	B5-U0-G3	B5-U0-G3	B5-U0-G4	B5-U0-G4	B5-U0-G4	B5-U0-G5
	Lumens per Watt	124	128	129	129	129	129	128	131	131
AFL	4000K Lumens	7,904	15,709	23,320	30,902	39,120	46,323	54,410	63,079	70,817
	BUG Rating	B1-U0-G1	B2-U0-G2	B3-U0-G2	B3-U0-G3	B3-U0-G3	B3-U0-G3	B3-U0-G4	B4-U0-G4	B4-U0-G4
	Lumens per Watt	122	126	127	126	127	126	126	128	128

* Nominal data for 70 CRI. ** For additional performance data, please reference the Galleon Supplemental Performance Guide.





Job Name:
SPIRIT VALLEY BUSINESS PARK - 649
SPIRIT VALLEY CENTRAL DRIVE

Catalog Number:
GALN-SA1A-740-U-SL2-WM-XX-
GRSBK
Notes:

Type:
WP5
LAI24-308384

McGraw-Edison **GALN Galleon II**

Control Options

0-10V (DIM)

This fixture is offered standard with 0-10V dimming driver(s). The DIM option provides 0-10V dimming wire leads for use with a lighting control panel or other control method.

Photocontrol (BPC, PR and PR7)

Optional button-type photocontrol (BPC) and photocontrol receptacles (PR and PR7) provide a flexible solution to enable "dusk-to-dawn" lighting by sensing light levels. Advanced control systems compatible with NEMA 7-pin standards can be utilized with the PR7 receptacle.

After Hours Dim (AHD)

This feature allows photocontrol-enabled luminaires to achieve additional energy savings by dimming during scheduled portions of the night. The dimming profile will automatically take effect after a "dusk-to-dawn" period has been calculated from the photocontrol input. Specify the desired dimming profile for a simple, factory-shipped dimming solution requiring no external control wiring. Reference the After Hours Dim supplemental guide for additional information.

Dimming Occupancy Sensor (SPB and MS/DIM-LXX)

These passive infrared (PIR) sensors are factory installed in the luminaire housing. When the SPB (FSP-321 or FSP-311) or MS/DIM (FSP-211) sensor options are selected, the occupancy sensor is connected to a dimming driver and the luminaire dims when no motion is detected. After a set period of time, the luminaire turns off, and when motion is detected, the luminaire returns to full light output. Both sensors are factory preset to dim down to approximately 10% power with a time delay of five minutes. The MS/DIM sensor requires the FSIR-100 programming tool to adjust factory defaults. The SPB sensor default parameters are listed in the table below and can be configured utilizing the Sensor Configuration mobile application for iOS and Android devices. The SPB/X is configured to control only the specified number of light squares (See SPB/X Availability Table below.) An integral photocontrol can be activated with the app for "dusk-to-dawn" control or daylight harvesting - the factory default is off. Four sensor colors are available; Bronze, Black, Gray and White, and are automatically selected based on the luminaire finish as indicated by the table below.

Default Program Settings (Out of the Box Functionality)

SPB sensor finish matched to luminaire finish		
Luminaire Finish		SPB Sensor Finish*
WH	White	White
BK	Black	Black
GM	Graphite Metallic	Black
BZ	Bronze	Bronze
AP	Gray	Gray
DP	Dark Platinum	Gray

*SPB bezel color automatically selected based on luminaire finish

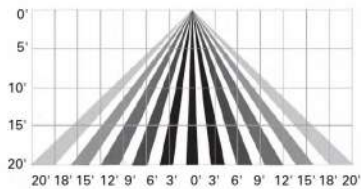
SPB/X Availability Table	
Fixture Square Count	Available SPB/X Square Count
1	Not Available
2	Not Available
3	Not Available
4	2
5	2 or 3
6	3
7	2, 3, 4 or 5
8	2, 3, 5 or 6
9	3 or 6

Occupancy Sensor				
Setting	MS/DIM	SPB	WaveLinx Lite (WOF / WOB)	WaveLinx (SWPD)
High Mode %	100%	100%	100%	100%
Low Mode %	10%	10%	50%	50%
Time Delay	5 min	5 min	15 min	15 min
Cut Off Delay	1 hr	1 hr	Disabled	Disabled
PhotoCell Enabled	No	No	Yes	Yes

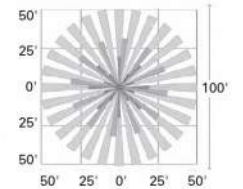
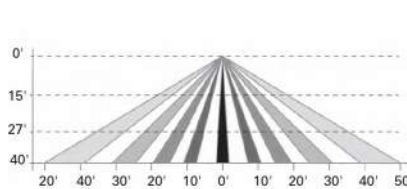
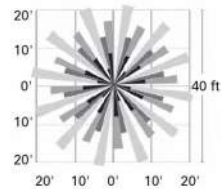
WaveLinx Wireless Control and Monitoring System

Operates on a wireless mesh network based on IEEE 802.15.4 standards enabling wireless control of outdoor lighting. WaveLinx and WaveLinx Lite sensors utilize the Zhaga Book 18 compliant 4-PIN receptacle (ZD or ZW), while the WOLC control module utilizes a 7-PIN receptacle. ZW option provides 4-PIN receptacle and control module to enable future installation of WaveLinx sensors. ZD option provides 4-PIN receptacle and sensor-ready (SR) driver to enable future installation of WaveLinx sensors, power monitoring, and advanced functionality. WaveLinx (SWPD4 to SWPD5) outdoor wireless sensors offer passive infrared (PIR) occupancy and photocell for closed loop daylight harvesting, and can be factory or field-installed. Sensors are factory preset to dim down to 50% after 15 minutes of no motion detected. Two lens options are available for mounting heights of 7' to 40'. Use the WaveLinx mobile application for set-up and configuration. At least one Wireless Area Controller (WAC) is required for full functionality and remote communication (including adjustment of any factory pre-sets). WaveLinx Lite (WOF and WOB) outdoor wireless sensors provide PIR occupancy and photocell for closed loop daylight harvesting, and can be factory or field-installed. Sensors are factory preset to dim down to 50% after 15 minutes of no motion detected. Two lens options are available for mounting heights of 7' to 40'. Use the WaveLinx Lite mobile application for set-up and configuration. WAC not required. WaveLinx Outdoor Control Module (WOLC-7P-10A) accessory provides a photocontrol enabling astronomic or time-based schedules to provide ON, OFF and dimming control of fixtures utilizing a 7-PIN receptacle. The out-of-box functionality is ON at dusk and OFF at dawn.

For mounting heights up to 15' (SWPD4 and WOB)



For mounting heights up to 40' (SWPD5 and WOF)



LumenSafe Integrated Network Security Camera (LD)

Cooper Lighting Solutions brings ease of camera deployment to a whole new level. No additional wiring is needed beyond providing line power to the luminaire. A variety of networking options allows security integrators to design the optimal solution for active surveillance. As the ideal solution to meet the needs for active surveillance, the LumenSafe integrated network camera is a streamlined, outdoor-ready fixed dome that provides HDTV 1080p video. This IP camera is optimally designed for deployment in the video management system or security software platform of choice.

Synapse (DIM10)

SimplySNAP integrated wireless controls system by Synapse. Includes factory installed DIM10 Synapse control module and FSP-201 motion sensor; requires additional Synapse system components for operation. Contact Synapse at www.synapsewireless.com for product support, warranty and terms and conditions.



Cooper Lighting Solutions
1121 Highway 74 South
Peachtree City, GA 30269
P: 770-486-4800
www.cooperlighting.com

© 2023 Cooper Lighting Solutions
All Rights Reserved.
Specifications and dimensions
subject to change without notice.



Job Name:
SPIRIT VALLEY BUSINESS PARK - 649
SPIRIT VALLEY CENTRAL DRIVE

Catalog Number:
CSS6/WL-07-83-40-20-DF-N-V10-S-XX

Notes:

Type:

WP6

LAI24-308384



CORE/WL 6

SQUARE, WET LOCATION, DIRECT ILLUMINATION



SPECIFICATIONS

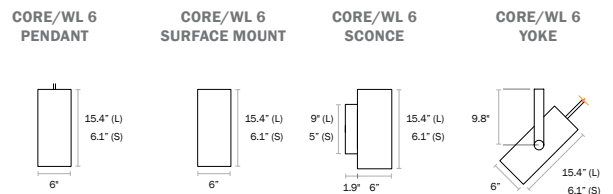
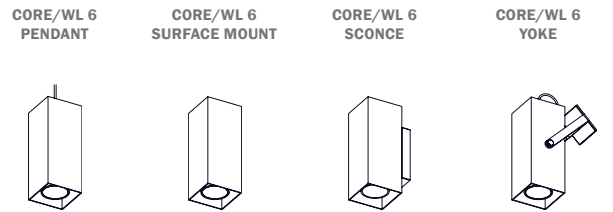
PROFILE	Square
SIZE	6" x 6", 15.4" or 6.1" shell height
LED OUTPUT	700lm - 4,000lm
CCT/CRI	2700K/3000K/3500K/4000K • 83 CRI or 98 CRI
DIMMING/DRIVER	Internal, Canopy, and Remote Driver: 0-10V, Phase, DALI, DMX, eldoLED, Lutron®. Dimming to 0% for select models.
POWER	5.6W to 39.1W per fixture
INPUT	100VAC to 277VAC Phase dimmable versions are 120VAC only.
OPTICS	10° - 80° distribution spun aluminum reflectors. Field replaceable without tools.
FINISHES	Powder coat - TGIC polyester for exterior and interior use
MATERIAL	Extruded aluminum with stainless steel hardware
ENVIRONMENT	Wet location, IP66 rated LED module

WELL

For UGR values and recommended options that contribute to meeting the WELL Building Standard™ see [WELL addendum](#).

*Safety and Performance information available on last page. Output and other specifications available on page 6.

DISTRIBUTIONS & PROFILES



Not to scale. Dimensions are nominal. Consult factory for CAD drawing



CORE/WL 6 – SPECIFICATIONS
SQUARE, WET LOCATION, DIRECT ILLUMINATION

ALWUSA.COM



Job Name:
SPIRIT VALLEY BUSINESS PARK - 649
SPIRIT VALLEY CENTRAL DRIVE

Catalog Number:

CSS6/WL-07-83-40-20-DF-N-V10-S-XX

Notes:

Type:

WP6

LAI24-308384



PRODUCT SUBMITTAL QUICK WORKSHEET

1	2	3	4	5	6	7	8	9	10	11	12	13
---	---	---	---	---	---	---	---	---	----	----	----	----

EXAMPLE: CSP6/WL - 20982740HL - RV10 - L - BABK/12 - AC - EMB

1. MODEL (CHOOSE 1)	2. OUTPUT* (CHOOSE 1)	3. CRI (CHOOSE 1)	4. CCT (CHOOSE 1)
<input type="checkbox"/> CSP6/WL Pendant	<input checked="" type="checkbox"/> 07 700lm	<input checked="" type="checkbox"/> 83 83	<input type="checkbox"/> 27 2700K
<input type="checkbox"/> CSM6/WL Surface Mount	<input type="checkbox"/> 10 950lm	<input type="checkbox"/> 98 98	<input type="checkbox"/> 30 3000K
<input checked="" type="checkbox"/> CSS6/WL Sconce	<input type="checkbox"/> 13 1300lm		<input type="checkbox"/> 35 3500K
<input type="checkbox"/> CSY6/WL Yoke	<input type="checkbox"/> 20 2000lm		<input checked="" type="checkbox"/> 40 4000K
	<input type="checkbox"/> 30 ⁴ 3000lm		
	<input type="checkbox"/> 40 ⁴ 4000lm		

⁴Available for 83CRI only

5. REFLECTOR* (CHOOSE 1)	6. OPTICAL ACCESSORY* (CHOOSE 1)	7. DRIVER LOCATION* (CHOOSE 1)	8. DIMMING* (CHOOSE 1)
<input type="checkbox"/> 10 ² 10° (0.3 S/MH)	<input type="checkbox"/> NN None	<input checked="" type="checkbox"/> IN ⁶ Internal	<input checked="" type="checkbox"/> V10 (0-10V, dim to 10%)
<input checked="" type="checkbox"/> 20 20° (0.4 S/MH)	<input type="checkbox"/> HL ³ Honeycomb Louver	<input type="checkbox"/> R Remote	<input type="checkbox"/> P10 (Phase, dim to 10%)
<input type="checkbox"/> 40 40° (0.7 S/MH)	<input checked="" type="checkbox"/> DF Diffusion Lens	<input type="checkbox"/> D ⁷ Deep Canopy	<input type="checkbox"/> ELDV0 ⁸ (eldoLED, 0-10V, dim to 0%)
<input type="checkbox"/> 60 60° (0.8 S/MH)	<input type="checkbox"/> LS Linear Spread Lens (60° x 1°)		<input type="checkbox"/> LDE1 ⁹ (Lutron ECOSYS1, 0-10V, dim to 1%)
<input type="checkbox"/> 80 80° (1.3 S/MH)	<input type="checkbox"/> WW Wall Wash Lens (shifts beam 20° from vertical)		<input type="checkbox"/> LTEA ⁹ (Lutron HI-Lume, Phase dim, 2-wire to 1%)
	<input type="checkbox"/> FT ⁴ Forward Throw		<input type="checkbox"/> DALI ¹⁰ (DALI, dim to 0%)

²Beam angles noted above are nominal.
³Available for 2000lm 83CRI and lower or 1300lm 98CRI and lower.
⁴Not available for UP sconce style.
⁵Available for sconce only.
⁶See 'Dimming/driver location compatibility' on page 7 to ensure correct dimming specification.
⁷Available for sconces or L shell heights only.
⁸Internal driver located in arm on sconces.
⁹Not available for sconces.
¹⁰See 'Driver' and 'dimming/driver compatibility' charts for dimming compatibility.
¹¹Premium drivers available for remote driver location only.

9. SHELL HEIGHT* (CHOOSE 1)	10. SHELL COLOR* (CHOOSE 1)	11. SUSPENSION* (CHOOSE 1)	12. SUSPENSION OPTIONS* (OPTIONAL CHOOSE 1)
<input type="checkbox"/> L 15.4" Shell	FINISHES	PENDANT OPTIONS	PENDANT OPTIONS
<input checked="" type="checkbox"/> S ¹² 6.1" Shell	<input type="checkbox"/> SG Silver Gray	<input type="checkbox"/> BK ¹¹ Black Cord	<input type="checkbox"/> AC Aircraft Cable
	<input type="checkbox"/> SW Satin White	<input type="checkbox"/> RS ¹² Rigid Stem	<input type="checkbox"/> SB ¹³ Seismic Bracing
	<input type="checkbox"/> SB Satin Black	<input type="checkbox"/> SS ¹² Swivel Stem	
	<input type="checkbox"/> --- Specify Finish Code (Ex: OB = Oil-Rubbed Bronze)	YOKE OPTIONS	SCONCE OPTIONS
	SPECIAL ORDER FINISHES*	<input type="checkbox"/> SC Standard Canopy	<input type="checkbox"/> UP ¹⁴ Uplight
	<input type="checkbox"/> RAL_____ Specify RAL Classic Color (Ex: RAL 3003) -	<input type="checkbox"/> RS ¹² Rigid Stem	
	<input type="checkbox"/> CAT_____ Specify Catalog Colors	<input type="checkbox"/> SS ¹² Swivel Stem	
	<input type="checkbox"/> CCM_____ Specify Custom Color Match		

¹²See page 3 for shell dimension drawings.
¹³Available for remote and deep canopy driver locations.
¹⁴Internal driver location available for sconces only.
¹⁵See page 5 for finish chart.
¹⁶Manually type the finish code into the parametric code above.
¹⁷Selection not required for surface mount and sconce.
¹⁸Standard cord length 6ft. For longer cords, type desired length after cord style in product code above (i.e BK/8 = Black Cord + 8ft cord length)
¹⁹Type desired stem length (4"-100") into product code above.

VERIFY FINISH

13. EMERGENCY OPTIONS* (OPTIONAL)
<input type="checkbox"/> EMB ¹⁵ Emergency Battery

¹⁵Emergency options only available with 0-10V driver options. Third party inverter system recommended for other driver options. Refer to ALW EM Solution Catalog for all compatibility exceptions.
¹⁶Available for remote driver only.



Job Name:
SPIRIT VALLEY BUSINESS PARK - 649
SPIRIT VALLEY CENTRAL DRIVE

Catalog Number:
CSS6/WL-07-83-40-20-DF-N-V10-S-
XX
Notes:

Type:
WP6

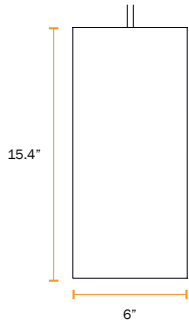
LAI24-308384



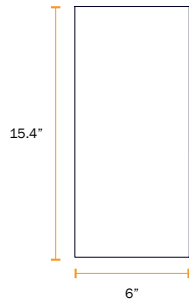
DIMENSIONS AND MOUNTING

SHELL HEIGHT L

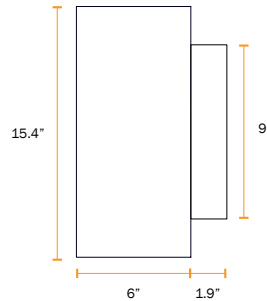
**CORE/WL 6
PENDANT**



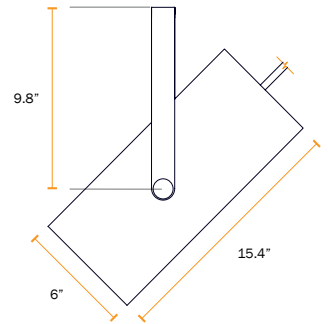
**CORE/WL 6
SURFACE**



**CORE/WL 6
SCONCE**

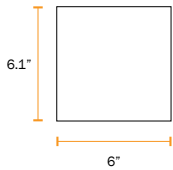


**CORE/WL 6
YOKE**

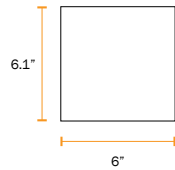


SHELL HEIGHT S

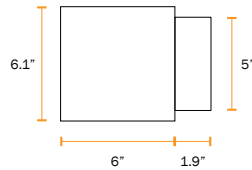
**CORE/WL 6
PENDANT**



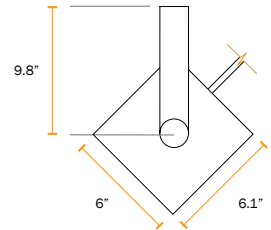
**CORE/WL 6
SURFACE**



**CORE/WL 6
SCONCE**



**CORE/WL 6
YOKE**



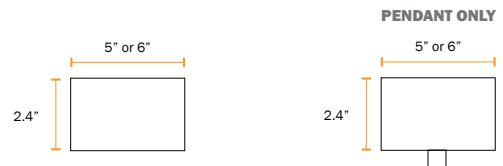
REMOTE DRIVER

STANDARD SHALLOW CANOPY



DEEP CANOPY MOUNTED DRIVER^{16,17}

DEEP CANOPY FOR CANOPY MOUNTED LED DRIVERS



Not to scale. Dimensions are nominal. Consult factory for CAD drawings
All canopies fit standard 3.5" and 4" round and octagonal junction boxes.
¹⁶Deep canopy diameter depends on LED driver size
¹⁷Dual output emergency battery fixtures may require 7" canopy

SS071222

CORE/WL 6 - SPECIFICATIONS
SQUARE, WET LOCATION, DIRECT ILLUMINATION

ALWUSA.COM
3



Job Name:
SPIRIT VALLEY BUSINESS PARK - 649
SPIRIT VALLEY CENTRAL DRIVE

Catalog Number:
CSS6/WL-07-83-40-20-DF-N-V10-S-
XX
Notes:

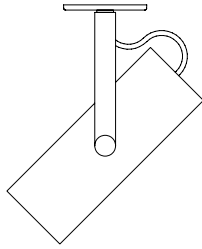
Type:
WP6

LAI24-308384

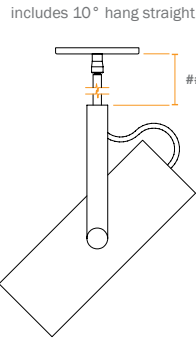


DIMENSIONS AND MOUNTING

**YOKE
STANDARD CANOPY**

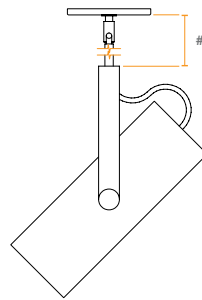


**YOKE
RIGID STEM**



includes 10° hang straight

**YOKE
SWIVEL STEM**

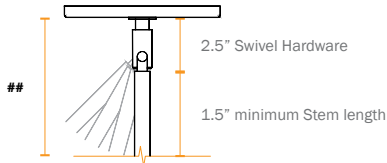


360° rotation x 90° tilt swivel

= length in inches from bottom of canopy to top of yoke

PENDANT SUSPENSION OPTIONS

SWIVEL STEM

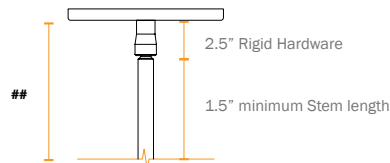


Order Code = **SS##**

= length in inches from bottom of canopy to top of fixture. Includes the swivel hardware. Minimum length for swivel hardware + stem is 4". Total length (##) for swivel hardware alone is 2.5".

360° rotation x 90° tilt swivel

RIGID STEM

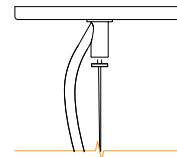


Order Code = **RS##**

= length in inches from bottom of canopy to top of fixture. Includes the rigid hardware. Minimum length for rigid hardware + stem is 4". Total length (##) for rigid hardware alone is 2.5".

Includes 10° hang straight

AIRCRAFT CABLE



Order Code = **AC**

Standard cable length = 6'
Cable length is field adjustable

Not to scale. Dimensions are nominal consult factory for CAD drawings



Job Name:
SPIRIT VALLEY BUSINESS PARK - 649
SPIRIT VALLEY CENTRAL DRIVE

Catalog Number:

CSS6/WL-07-83-40-20-DF-N-V10-S-XX

Notes:

Type:

WP6

LAI24-308384




FINISHES

BASIC POWDER COAT



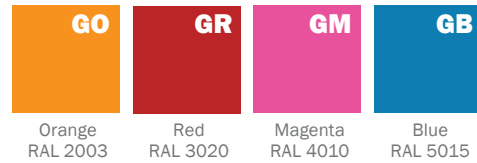
METALLIC POWDER COAT



SATIN ANODIZED EFFECT POWDER COAT



GLOSS POWDER COAT (80-95% GLOSS)



Contact ALW Quotes for sample paint finish swatches.

SPECIAL ORDER FINISHES*



RAL CLASSIC COLORS (80-95% GLOSS): RAL_ _ _ _

Most RAL Classic Colors are available for a minimum setup fee. On your specification submittal choose your RAL color by entering the 4-digit RAL code (Ex: RAL 3003). See www.alwusa.com/finishes



CUSTOM COLOR MATCH: CCM_ _ _ _

Custom powder coat color matching is available for a premium setup fee. Consult ALW for additional information.




CATALOG COLORS: CAT_ _ _ _

The complete range of powder coat colors from Tiger Drylac and TCI catalogs are available for a minimum setup fee. Consult ALW for a catalog color you would like to specify.

*An individual setup fee will apply to each unique Special Order Finish per purchase order.
(ex: RAL 5023 and RAL 2008 are specified for multiple line items on a purchase order. 2x setup fees will apply)

*Printed or on-screen colors are only approximations - consult actual Color Chip Set before specifying)

CORD OPTIONS



SS071222

CORE/WL 6 – SPECIFICATIONS
SQUARE, WET LOCATION, DIRECT ILLUMINATION

ALWUSA.COM
5



Job Name:
SPIRIT VALLEY BUSINESS PARK - 649
SPIRIT VALLEY CENTRAL DRIVE

Catalog Number:

CSS6/WL-07-83-40-20-DF-N-V10-S-XX

Notes:

Type:**WP6**

LAI24-308384

**PERFORMANCE DETAILS**

REFLECTOR OPTION ¹⁸	CRI	OUTPUT OPTIONS	DELIVERED LUMENS ¹⁹	EFFICACY (LM/W)	SYSTEM WATTS(W)	CCT OPTIONS
10° 20° 40° 60° 80°	Ra = 83 ± 3	700	643	115	5.6	2700K 3000K 3500K 4000K
		950	873	106	8.2	
		1300	1196	102	11.7	
		2000	1839	94	19.5	
		3000	2761	94	29.3	
	Ra = 98 ± 3	4000	3683	94	39.1	
		700	643	86.9	7.4	
		950	873	80.1	10.9	
		1300	1196	76.7	15.6	
		2000	1839	69.7	26.4	

¹⁸Based on 40° reflector for all outputs.

¹⁸Refer to IES files for full performance data.

¹⁸10° Reflector only available for 83CRI 1300lm and lower and 98CRI 950lm and lower.

¹⁹Actual lumens measured in field may differ +/- 10%.



Job Name:
SPIRIT VALLEY BUSINESS PARK - 649
SPIRIT VALLEY CENTRAL DRIVE

Catalog Number:
CSS6/WL-07-83-40-20-DF-N-V10-S-
XX
Notes:

Type:

WP6

LAI24-308384

**DRIVERS**

PRODUCT CODE	DESCRIPTION
V10	0-10V dimming down to 10%
P10	ELV/TRIAC Phase dimming down to 10%
ELDVO	eldoLED, 0-10V dimming down to 0%
DALI	DALI flicker-free dimming down to 0%.
DMX	DMX flicker-free dimming down to 0%.
LDE1	ECOSYS1, (LDE1) Lutron Hi-lume 1% EcoSystem LED driver with Soft-on, Fade-to-Black dimming technology
LTEA	LTEA. Lutron Hi-lume 1% 2-wire TRIAC dimming (120V forward-phase only)

*Contact ALW for specific dimming level requests. ALW lighting fixtures are intended for use with a wide range of sensors, lighting controls, LED drivers, and building management systems. If there are specific components required for your application that aren't listed on this spec sheet, please contact ALW customer support today to specify a compatible solution of your choice.

DRIVER/LED LAMPING COMPATIBILITY			
	STD*	CA TITLE 24 JA8/JA10 ²⁰	IEEE P1789 & HD TV STUDIO ²¹
V10	●		
P10	●		
ELDVO	●	●	●
DALI	●	●	●
DMX	●	●	●
LDE1	●	●	●
LTEA	●	●	

DRIVER LOCATION/DRIVER COMPATIBILITY			
	INTERNAL*	DEEP CANOPY	REMOTE
V10	●	●	●
P10	●	●	●
ELDVO		●	●
DALI		●	●
DMX		●	●
LDE1		●	●
LTEA		●	●

● - Indicates compatibility

*Standard lamping (STD) - 700-4000LM

²⁰Fixtures specified with 83CRI, 98CRI, 2700K, 3000K, 3500K, and 4000K lamping with applicable LED drivers have the ability to conform to California Title 24 JA8 and JA10 Appendices.

²¹The following drivers conform to IEEE P1789 Flicker Standard: 'IEEE Recommended Practices for Modulating Current in High-Brightness LEDs for Mitigating Health Risks to Viewers'. These drivers may also be installed in HD TV Studio applications utilizing high frequency camera equipment.

*Internal driver only available for sconces and long shells. For sconces, driver located in sconce arm.

SS071222

CORE/WL 6 – SPECIFICATIONS
SQUARE, WET LOCATION, DIRECT ILLUMINATION

ALWUSA.COM
7



Job Name:
SPIRIT VALLEY BUSINESS PARK - 649
SPIRIT VALLEY CENTRAL DRIVE

Catalog Number:

CSS6/WL-07-83-40-20-DF-N-V10-S-XX

Notes:

Type:

WP6

LAI24-308384



PHOTOMETRICS CORE/WL

BEAM ANGLE (°)	POLAR PLOT (CD)	MTG HEIGHT (FT)	LIGHT LEVEL (FC)	BEAM DIAMETER (FT)	SPACING CRITERION (SC) ²² (0°- 180°) (90°- 270°)	MAX INTENSITY (CD)	BUG RATING
10°		6	315.8	1.8	.30 .30	11370	B2-U0-G0
		8	177.7	2.4			
		10	113.7	3.0			
		12	79.0	3.5			
		14	58.0	4.1			
		16	44.4	4.7			
20°		6	173.0	2.6	.40 .40	6228	B2-U0-G0
		8	97.3	3.4			
		10	62.3	4.3			
		12	43.3	5.1			
		14	31.8	6.0			
		16	24.3	6.8			
40°		6	87.6	4.5	.65 .65	3154	B2-U1-G0
		8	49.3	5.9			
		10	31.5	7.4			
		12	21.9	8.9			
		14	16.1	10.4			
		16	12.3	11.9			
60°		6	40.7	5.9	.80 .80	1465	B1-U1-G1
		8	22.9	7.9			
		10	14.7	9.8			
		12	10.2	11.8			
		14	7.5	13.7			
		16	5.7	15.7			
80°		6	34.4	10.2	1.31 1.31	1355	B2-U0-G0
		8	19.3	13.6			
		10	12.4	17.0			
		12	8.6	20.4			
		14	6.3	23.8			
		16	4.8	27.2			

*Photometric calculations based on 2000lm 2700K-4000K 83CRI-98CRI fixture combination. Actual results may vary in the field.

For footcandle and output multipliers refer to the [ALW IES File Multipliers Chart](#).

²²Spacing criterion refers to maximum distance luminaires can be spaced to provide uniform illumination on the working plane or surface.

Luminaire spacing = Spacing Criterion (SC) x Mounting Height (MH) (ex. 1.14 (SC) x 10' (MH) = 11.4' Luminaire Spacing).

SS071222

CORE/WL 6 – SPECIFICATIONS
SQUARE, WET LOCATION, DIRECT ILLUMINATION

ALWUSA.COM
8

**Job Name:**SPIRIT VALLEY BUSINESS PARK - 649
SPIRIT VALLEY CENTRAL DRIVE**Catalog Number:**

CSS6/WL-07-83-40-20-DF-N-V10-S-XX

Notes:

Type:**WP6**

LAI24-308384

**ADDITIONAL OPTIONS & SPECIFICATIONS****LED PERFORMANCE**

> 55,000 hours at 70% lumen maintenance, LM80 / TM-21

COLOR CONSISTENCY

1x2 SDCM (MacAdam) along BBL, CCT +/- 40K to 70K, Duv +/- .001

HOUSING

Extruded aluminum with stainless steel hardware

SAFETY & REGULATORY

Can be used to comply with **Title 24 JA8 and JA10** requirements.
Contact ALW customer support today and we can help you with your project requirements.

ETL Listed (U.S. & Canada). Suitable for wet locations.
Conforms to UL 1598, 2108, 8750
Certified to CSA std. CSA C22.2# 9 & #250.0

OPERATING TEMPERATURE

Luminaire should be installed and operated ONLY in environments where the ambient temperature ranges from -4 °F to 104 °F (-20 °C to 40 °C). Luminaire operation in environments outside the listed temperature range voids the warranty AND may damage the product or adversely impact lamp life, lumen output and color consistency.

CONTROLS & LED DRIVER

ALW lighting fixtures are intended for use with a wide range of sensors, lighting controls, LED drivers, and building management systems. Our component portfolio is continually expanding to adopt to the latest technologies and specification needs. If there's a component or system needed that you don't see on the spec sheet please contact ALW customer support today so we can review your requirements.

WARRANTY

LIMITED WARRANTY. Visit alwusa.com/warranty for more information.

WEIGHT

CORE/WL 6			
PENDANT	SURFACE MOUNT	SCONCE	YOKE
9 lbs/ 4.1 kg	9 lbs/ 4.1 kg	9 lbs/ 4.1 kg	9 lbs/ 4.1 kg