

Memorandum

TO: Mayor & City Council
FROM: Mike Geisel, City Administrator
DATE: September 20, 2017
RE: Compensation and Benefits Study



As directed by City Council, Staff has reviewed the wage and compensation data provided by CBIZ for the non-uniform civilian employee group and has developed a recommended course of action. As originally stated, the purpose of the Wage and Compensation study was intended to provide feedback as to the City's actual factual position relative to the competitive labor market. In general, it is my opinion that the CBIZ data indicates that the City is competitively positioned in the labor market and no major compensation adjustments are required. While the CBIZ study successfully provided that data, the recommendations went substantially further to recommend significant structural changes in our compensation structure and administration. I am pleased that City Council requested analysis and recommendations from staff relative to this information.

As we reviewed and compared the existing compensation structure with the CBIZ proposal, we identified several key concerns:

- 1) The existing compensation structure consists of 83 pay grades, all uniformly spaced at 2% increments and each providing a spread of 40% between the top and bottom of the compensation ranges. Managing 83 pay grades is administratively difficult and the nominal differences between adjacent pay grades is statistically insignificant. There is administrative value in reducing the total number of pay classifications by combining positions which are positioned similarly in the labor market.
- 2) In contrast to the existing 83 pay grades, the CBIZ proposal went to the opposite extreme, recommending broad banding, a total of 19 pay grades, in variable increments and with variable spreads as low as 40% and as high as 65%. This resulted in grouping jobs with larger market disparities and relied on management flexibility in hiring.
- 3) The CBIZ pay grades were developed by roughly equating the "compensation midpoint" at the 75th percentile for each job function. Contrasted to the existing City policy which states that the City's compensation is to be in the "Top Five" of the comparable labor market. Statistically, both proposals are confusing and do not represent actual employee compensation within the pay grades. The 75th percentile was based on the incumbent market positions, which reflects compensation levels of employees with varied levels of experience and tenure. It should also be noted that the statistical significance

of the percentile range varies between job functions as the shape of the normal distribution curve varies with distribution of compensation within the individual labor market for each function.

- 4) The CBIZ proposal recommends that the compensation ranges should be adjusted annually by a multiplier which they would provide to the City, as determined by the labor market. Contrasted to the City's current compensation policy of automatically adjusting the compensation ranges effective January first, based on the published 12 month CPI (June to June) as reported in July of the previous year.
- 5) The CBIZ report recommended that they would provide an annual market adjustment recommendation for the purpose of establishing the annual merit increase value. The current City policy requires the F&A Committee of City Council to review and recommend the amount of the annual merit pool to the full City Council in accordance with F&A policy #40.

While the data provided by CBIZ is valuable and has confirmed our market competitiveness, it has also confirmed concerns with a specific number of positions. However, I am reluctant to recommend acceptance of the CBIZ implementation and administration compensation strategies in whole. I do not believe our current system is irrevocably damaged and although some significant changes are required, I believe the existing system can be modified and will continue to serve the City well into the future. While the City has generally followed the current compensation system for more than 15 years, we recognize that the existing system is imperfect and this is an opportunity to fine tune the current system.

In order to fully understand the methodology and need for some of the specific changes, it is important to identify specific concerns in each compensation plan that we consider to be problematic, and therefore desire to avoid:

- 1) The CBIZ recommendation of "broad banding", assigning each employee function into one of 9 compensation grades creates a wholesale re-configuration of the existing compensation hierarchy within significantly disparate positions.
- 2) The CBIZ recommendation of compensation ranges with variable midpoint differentials and variable spreads 40% - 65% is simply too dramatic of a shift in compensation philosophy at this juncture. The higher range spreads create starting compensation levels well below market and top of range values that create potential excessive future labor obligations on the City.
- 3) The recommendation of using the 75th percentile for creation of the compensation ranges has created a significant level of confusion on what that

means for actual employee compensation levels. Establishing actual starting compensation at some fixed percentage below the 75th percentile, ignores the variances in standard deviations around the mid-point. In some job positions, 20% below the midpoint might be equivalent to the 50th percentile, while in others, it might be lower than the 25th percentile.

- 4) The CBIZ plan recommendations have created some concern as to the long term financial impacts of implementation
- 5) The existing compensation plan practices have deviated from the original recommendations circa 2002.
- 6) The existing compensation policy which requires the F&A Committee to "review the June CPI each year and make a recommendation as to the amount to budget for the performance based salary adjustments (or merit pool) for the upcoming year" has created confusion as to its intent.

Attached hereto, for your consideration, is a comprehensive recommendation for the City's compensation plan for non-uniformed civilian employees. As stated earlier, it is my belief that the CBIZ data has generally affirmed the City's competitiveness in the various labor markets with which we compete. The net result of the compensation plan revisions reduces the City's collective maximum compensation by \$234,961 without sacrificing competitiveness. As recommended, there are 23 employees that fall below the minimum proposed pay classifications, down from the 31 employees recommended by CBIZ. The immediate increase in employee compensation to implement this recommendation is \$41,335, reduced by 20% from the \$51,632 in conjunction with the CBIZ recommendations. A detailed list of those employees who would receive compensation adjustments is included in (Appendix A). I want to explicitly state that the list includes one employee action that is not readily associated with the proposed compensation plan modification. Included in the recommendation is the promotion of one Senior Engineer to the position of Assistant City Engineer. When the City eliminated the Director of Public Services (DPS) position and named Mr. Eckrich to be the City Engineer\Director of Public Works, we did not back fill the DPS position nor did we promote any individual to the Assistant City Engineer's position.

- My first recommendation is to eliminate half of the existing compensation classifications in the City's current matrix, thereby leaving 33 pay classifications each separated by 4% increments. (Appendix B). As it currently exists, the City's compensation plan consists of 83 separate pay classifications. Though many of those are simply calculated values and are

not utilized, it is still a cumbersome number of classifications to manage. Further, the classifications are nominally separated by 2% increments. This is primarily an administrative improvement and only impacts a very limited number of employees. It does not materially impact this recommendation financially. The existing compensation classes at the 2% and 6% increments are to be eliminated. Rather than maintain pay grades as A, A2, A4, A6, B, ... etc., the A2 and A6 grades are eliminated.

- Rather than continue the practice of establishing the compensation ranges based upon the "range midpoint", I recommend that the compensation ranges be established based upon starting compensation. I have analyzed the market data and our current compensation hierarchy and propose to establish the minimum compensation levels at 10% - 15% below the market median. It should be recognized that the "market" reflects the broad spectrum of employees from the comparable employers, including employees with all levels of experience. The proposed pay classification matrix which describes the proposed compensation classification for each job position is provided as Appendix C. Creating the compensation classification by defining the starting minimum compensation provides assurance that the City is competitive to attract new employees, yet responsible to taxpayers in compensating experienced employees at reasonable levels.
- For your convenience and in order to provide a side by side comparison of the existing pay classification matrix with the proposed pay classification matrix, see Appendix D. It is important to re-state, the minimum starting pay for each classification in the proposed matrix is identical to the starting compensation in the proposed matrix. The 2% and 6% classification increments have been deleted, and as described herein later, the proposed ranges have been decreased from the existing 40% to 30%, and that of course reduces the midpoint value. One of the administrative benefits of this recommendation is that it utilizes the existing compensation classification system.
- I recommend that the City continue its practice of adjusting the compensation plan annually, by the CPI from the prior year. However, rather than implement the CPI adjustment in January, separate from the annual merit review, the compensation plan adjustment should be effective concurrent with the annual merit adjustments in July of each year. In my opinion, the regular COLA adjustment of the pay plan, without adjusting

the compensation of individual employees, has been the most significant component of the existing pay plan which has maintained the City's competitiveness over the long term. The compensation ranges would be adjusted AFTER the merit raises have been distributed. In my opinion, it is simply a poor business practice to provide compensation increases to a probationary employee. That would significantly reduce or eliminate the individual adjustments for those employees who typically fall below the range when the adjustment is done separately in January of each year. Further, regardless of when the annual CPI adjustment is applied, probationary employees should not be given any increase in compensation. No probationary employee should be eligible for a raise, regardless of classification adjustment. It will be incorporated into their performance review at their anniversary date.

- I recommend that the existing 40% pay classification range spreads be reduced to 30%. (also shown on Appendix D). As stated earlier, if the range is established by the minimum starting compensation, the top of range would be established, generally, as being 30% higher than the starting compensation. It is recognized that during a typical ten year career term, as the range is adjusted annually by the CPI, the effective range experienced by the employee will remain 40% wide. (Appendix E) This provides a significant reduction in the potential future liabilities of the City, while maintaining market competitiveness. As will be noted later, the pay classification range spreads are uniformly established to be 30% wide, however, specific job positions are identified for 40% ranges due to their role, function, and lack of organizational redundancy.
- The City should continue its practice of basing the annual July 1st merit awards on the midpoint of each compensation classification range. The intent of this action is to accelerate the new employees to the midpoint and to slow compensation growth after reaching the midpoint, to assure competitive yet responsible compensation levels.
- As described herein, the recommended pay plan is constructed based upon starting compensation levels 10% – 15% below market median, with uniform 30% range spread, and with uniform 4% increments between range classifications. However, there are a number of specific employee positions that for a variety of reasons, are critical to the City's operation. This is not to diminish or de-value any other position, but is

simply a reflection that within the City's organizational structure, performance and retention of individual employees in these positions can dramatically influence the City's performance. There are a number of specifically identified positions, due to the operational impact, limited redundancy, and market availability, these positions are identified as "high value" and are slotted differently within the compensation plan. It is recognized that while most positions within the City allow for employees with varied levels of experience, providing for career growth, learning and progression, these specific positions reflect functions that require considerable prior experience. The City would not consider hiring inexperienced, entry level candidates to these positions and retention is highly desired. These positions are impactful, have no organizational redundancy, do not have the luxury of "learning on the job". They are expected to possess skills, abilities and have demonstrated experience and competencies that allow them to perform at a high level as compared to their peers. As such, I recommend that the specific range spreads for these positions only, continue to exist at 40%. If not readily apparent, it should be clearly re-stated that the existing pay plan uniformly includes 40% pay ranges. While this recommendation reduces the pay classification ranges to 30% overall, it simply maintains the existing 40% range spread for these specific positions.

- Director of Public Works\City Engineer
- Director of Planning and Development Services
- Director of Parks, Recreation and Arts
- Finance Director
- IT Director
- Superintendent
 - Parks Maintenance
 - Arts and Entertainment
 - Street and Sewer Maintenance
 - Recreation Operations
- Facilities Supervisor
- City Arborist\Urban Forester
- Employee Services Administrator
- Asst. City Administrator

I have also provided an updated Salary Administration Plan which provides uniform guidance and consistency for implementation of the recommended plan changes.

Finally, I have included several individual bar graphs (Supplemental graphs) which clearly illustrate the compensation structure for various positions. Each graph provides market data relative to the market percentile calculations, as well as CBIZ recommendations, the current compensation range, and the ranges as recommended herein. I believe the graphs are very informative.

We have spent many hours analyzing various alternatives and I have come to the conclusion that our existing compensation plan should be modified slightly as opposed to initiating a major change in our salary administration. The CBIZ results have validated the City's position in the labor market, and we have the benefit of identifying those minor concerns in our existing plan. Implementing the recommendations identified herein provides the foundation for our compensation administration for the foreseeable future.

I look forward to discussing this at the F&A Committee of the Whole as directed by City Council. If you have any questions, or require additional information, please let me know.

Attachments:

Appendix A – EMPLOYEE COMPENSATION SUMMARY

Appendix B – PROPOSED COMPENSATION CLASSIFICATION MATRIX

Appendix C - PROPOSED COMPENSATION CLASSIFICATION POSITION MATRIX

Appendix D – EXISTING COMPENSATION MATRIX VERSUS PROPOSED

Appendix E – IMPACT OF ANNUAL CPI ADJUSTMENT

Appendix F – CBIZ RECOMMENDED COMPENSATION CLASSIFICATION MATRIX

Appendix G – CBIZ SALARY RANGES

Appendix H – CBIZ MARKET SUMMARY

Supplemental Graphs

City of Chesterfield

SALARY ADMINISTRATION PLAN

TABLE OF CONTENTS

	<u>Page</u>
PREFACE	
CHAPTER I - INTRODUCTION	1
CHAPTER II - DEFINITIONS	2
CHAPTER III - POSITION CLASSIFICATION AND ASSIGNMENT POLICIES	3
Section 1 - Position Classification - Description and Purpose. . .	3
Section 2 - Position Classes	3
Section 3 - Job Descriptions	4
Section 4 - Maintenance of Job Descriptions	5
Section 5 - New Job Descriptions.	5
Section 6 - Position Evaluation.	5
Section 7 - Position Evaluation Reviews	5
CHAPTER IV - THE PAY PLAN AND SALARY ADMINISTRATION POLICIES.	6

Section 1	- Pay Plan Structure.	6
Section 2	- Compensation Below Assigned Pay Level.	6
Section 3	- Compensation Above Assigned Pay Level.	7
Section 4	- Compensation Levels for New Hires	7
Section 5	- Compensation Actions	8
CHAPTER V	- PERFORMANCE APPRAISAL PROGRAM	12
Section 1	- Objectives	12
Section 2	- Policy.	12
Section 3	- Performance Appraisal Schedule	12
Section 4	- Performance Appraisal Evaluation	13
Section 5	- Performance Appraisal Appeal.	13
CHAPTER VI	- COMPENSATION DECISION-MAKING	14
Section 1	- Objective.	14
Section 2	- Policy	14
Section 3	- Merit Increases.	14
Section 4	- Procedure to Determine Compensation.	14

PREFACE

This Salary Administration Manual shall provide full information concerning the salary administration program which will compensate all civilian (non-law enforcement) employees of the City of Chesterfield for the work they perform. The policies described herein shall be used as a guide in any further development of the merit pay plan and position classification plan. The City of Chesterfield, however, reserves the right to change or revoke this manual, permanently or temporarily, if it is in the best interest of the City to do so. No policy shall be construed to imply a binding employment contract with any employee for compensation for any period of time.

CHAPTER I
INTRODUCTION

The City of Chesterfield Salary Administration Manual described herein has been established to meet the following objectives and goals:

- A. To promote economy and effectiveness in the personnel services rendered to the City of Chesterfield.
- B. To establish and maintain a uniform plan of position classification based upon relative duties, responsibilities and functions of positions in the classified service.
- C. To ensure that employees receive fair compensation for their contribution to the ongoing operation and effectiveness of the City of Chesterfield administration and that the City receives fair return for its payroll expenditures.
- D. To provide a modern system of personnel administration which will support the City of Chesterfield's role as an equal opportunity employer, and in which fair and equal opportunity shall be accorded to all qualified persons to be employed, promoted and retained on the basis of merit and fitness.
- E. To make the City of Chesterfield an attractive employer and to encourage each employee to render their best service to the City of Chesterfield.
- F. To guide managers and supervisors administering the salary administration program and to assist them in the administration of the program so that it is fair and consistent to individual employees and the City of Chesterfield.

CHAPTER II
DEFINITIONS

Words used in this manual in the present tense include the future as well as the present, the singular includes the plural; and the plural includes the singular. The following words have the significance attached to them in this section, unless otherwise apparent from the context of the section in which they appear.

CITY - City of Chesterfield, Missouri

CITY ADMINISTRATOR - The Chief Administrative officer of the City of Chesterfield.

DEPARTMENT HEADS - The recognized Department Heads of the City of Chesterfield.

FULL-TIME EMPLOYEE - An employee who is scheduled to work forty (40) hours per week on a regular basis.

MAY - Is permissive or optional.

SHALL - Is mandatory

SUPERVISOR OR MANAGER - A person having the responsibility of assigning work, guiding and disciplining employees

CHAPTER III

COMPENSATION CLASSIFICATION AND ASSIGNMENT POLICIES

Section 1. Compensation Classification - Description and Purpose

The Compensation Classification plan is comprised of a list of compensation classifications for positions supported by written specifications (i.e., job descriptions) setting forth the duties and responsibilities within each class of positions. The purpose of the classification plan shall be to:

- A. Provide similar pay for similar work.
- B. Establish qualification standards for recruiting purposes.
- C. Provide a means of analyzing work distribution, areas of responsibility, lines of authority, and other relationships between positions.
- D. Assist in determining budget requirements.
- E. Provide a basis for developing standard work performance.
- F. Establish lines of promotion and career growth.
- G. Indicate training needs.
- H. Provide uniform titles for positions.

All full-time employees of the City of Chesterfield shall be included in a position classification plan with the exception of the City Administrator, who shall remain a non-classified employee. Commissioned law enforcement employees will be addressed in a separate volume.

Section 2. Compensation Classes

Compensation classifications shall consist of one or more positions that are similar in the basic character of their duties and responsibilities so that the same pay level, title and qualification requirements can be applied and the positions can be treated fairly and equitably under like conditions.

Section 3. Job Descriptions

Job descriptions are concise, written documents summarizing accountability, nature and scope, duties, qualifications, contacts, complexity and working conditions associated with a position. Job

descriptions are important sources of information for developing performance standards, evaluating jobs in the marketplace, and training employees.

Current job descriptions will be maintained for all positions in the position classification plan. The format and definition of terms used in the job descriptions will be as follows:

- A. Identification - This section will list the position title, the department which the associated position is assigned and the immediate supervisor.
- B. Position Summary - This section shall broadly explain the kind and level of work which characterizes the position and thereby distinguishes it from other classes. It may include references to such factors as level of responsibility, independence of action, areas of expertise, and supervision exercised.
- C. Principal Duties and Responsibilities - This section shall list a variety of duties and responsibilities which will customarily be performed by the associated position. This section may not be construed as setting forth all the specific responsibilities and duties, nor shall it limit or modify the right of any appointing authority to assign, direct, and control the work of employees. All job descriptions shall include the phrase "performs all other related work as required," to provide flexibility in assigning employees as necessary.
- D. Skills, Knowledge and Abilities - This part of the job description shall set forth the special skills, knowledge and abilities which are required of new employees at the time of their appointment.
- E. Minimum Education, Certification, and Experience Requirements - This section shall present a general statement of the minimum experience, education and other additional training/certifications which would ordinarily provide adequate preparation for a position and for successful performance of the work characteristics of the position.

Section 4. Maintenance of Job Descriptions

It will be the responsibility of each Department Head to review the job description of each position in their department regularly. Appropriate revisions and recommendations shall be submitted to the City Administrator for review and approval. The City Administrator may require revisions prior to approval. The Employee Services Administrator shall maintain copies of each currently approved job description.

Section 5. New Job Descriptions

If a new job position is created, the Department Head is responsible for developing a description. The new job description shall be submitted for review and approval by the City Administrator. Under no circumstances shall a salary action be taken until such process is completed.

Section 6. Position Evaluation

Position evaluation is the process of determining the value of a position and assigning it to the appropriate compensation classification level. It shall be the responsibility of the City Administrator to assign each job title to its appropriate group by function and then by positions which are substantially similar with respect to difficulty, responsibility, and character of work. Such similar positions shall require generally the same amount of training and experience for proper performance to merit approximately equal pay.

Section 7. Position Evaluation Reviews

It shall be the responsibility of the Department Head to re-evaluate job positions for which revised position descriptions have been submitted; evaluate new positions for which position descriptions have been submitted; and submit all position evaluations and re-evaluations to the City Administrator for approval.

CHAPTER IV

THE PAY PLAN AND SALARY ADMINISTRATION POLICIES

Section 1. Pay Plan Structure

The City of Chesterfield pay plan structure consists of thirty-three (33) individual compensation positions. Each compensation classification position consists of an alpha-numeric identifier (e.g. D4), a compensation minimum, midpoint and maximum, and is characterized by a defined "spread", which is the percentage difference between the maximum and minimum compensation levels. The compensation classifications are designed to include values for each civilian job position within the City of Chesterfield, with the exception of the City Administrator. The compensation classifications are designed to uniformly increase at four (4%) percent between each successive position. The pay plan structure is generally designed with 30% spread between the minimum and maximum compensation for each classification. However, there are a number of specific positions that have been identified as "critical" positions, and those positions have been designed with 40% spread of compensation values.

- A. A sufficient number of pay levels were included to capture the full range of job values represented in the city administration and the full range of job values anticipated in the future.
- B. Each pay level was made wide enough (30% - 40%) to allow employees to earn merit increases while performing their responsibilities.
- C. The distance between pay levels (4%) was made large enough to reflect actual differences in relative values of jobs in each pay level.
- D. Each position was assigned to the pay level which best represented its combined internal value to the City and external value in the marketplace.

To ensure that the minimum and maximum value of the pay levels reflect the current market value of city jobs and the movement of salaries in comparable labor markets, the compensation plan ranges shall be adjusted annually, on July 1st, immediately after distribution of the annual merit increases if applicable. Each compensation classification range is to be

adjusted by the Urban Wage Earners and Clerical Workers (CPI-W), St. Louis, one-year recorded percent index change over the previous year, as reported for July in the prior calendar year. In the event the aforementioned CPI-W value is zero or negative, no adjustment is to be applied.

The Finance and Administration Committee of Council will annually make a recommendation to the full City Council with regard to what amount to budget for performance based compensation adjustments in the upcoming budget. Staff will provide information to the Finance and Administration Committee including but not limited to; CPI, Cost of Labor indexes, and City Revenues such that the Committee can provide the recommendation for the value of the merit pool budget.

Section 2. Compensation Below Assigned Pay Level

In no event shall a probationary employee's compensation be increased as a result of the annual CPI-W compensation plan adjustment. A probationary employee may temporarily be compensated below grade, until they have successfully completed their probationary period and received their first annual merit increase, at which time their compensation shall be adjusted to ensure they are within the appropriate pay grade.

If an employee's salary is too low to coincide with the position classification plan, the compensation will be increased to the minimum value of the newly assigned pay level.

Section 3. Compensation Above Assigned Pay Level

As a result of a compensation classification adjustment and/or the re-evaluation and reassignment of certain positions in the position classification plan, individual salaries may be above the maximum value of the appropriate pay level.

If an employee's salary is too high, they shall not receive merit increases until such time as they are "recaptured" by the appropriate pay level. Once the employee's salary falls within the appropriate salary level, they will be once again be eligible for merit increases.

Section 4. Compensation Levels For New Hires

The salary level for a new employee will depend upon the employee's qualifications. As a rule, new employees will be hired at the minimum

amount of their pay level. Any hires above the minimum pay level up to the established maximum salaries described in the previous paragraph, may not occur without a written recommendation by the Department Head to the City Administrator stating why the candidate exceeds the minimum qualifications for the position. New employees may be hired at a compensation level not more than ten percent (10%) above the minimum pay for their job classification with the expressed approval of the Department Head. When job or market conditions necessitate, new employees may be hired at a compensation level up to the job classification midpoint only with the written permission of the City Administrator.

If at any time, acute competition, demonstrated exceptional qualifications of a candidate and/or labor shortages in the labor market create an unusually difficult situation for hiring personnel, the City Administrator may request that the Finance and Administration Committee so declare such situation and provide exemptions from the hiring salary limitation.

Section 5. Compensation Actions

The following types of compensation action may occur and affect the placement of any employee in the merit pay plan:

- A. Promotions - A promotion is the assignment of an employee from one position to another position having a higher maximum salary. When an employee is promoted to a position in a higher classification, the employee's salary shall be increased to not less than the minimum rate for the higher classification or to another point in salary range, whichever provides the employee with a salary increase of at least five percent (5%) above their current rate of pay. This action should be distinguished from a reclassification of a position which is assigned to a higher pay level.
- B. Demotions - A demotion is the involuntary assignment of an employee from one position to another position having a lower maximum salary. When an employee is involuntarily demoted to an assignment in a classification having a lower maximum rate than the salary received at the time of reassignment, then the employee shall receive the maximum rate established for the classification to which the employee is being demoted; otherwise, the employee shall receive their present

rate if that rate is lower than the maximum rate of the classification to which they are being demoted.

- C. Separations - Separations shall include resignation, dismissal, retirement, lay-off, disability or death. No salary actions shall be taken as a result of an employee's separation, unless such action is specified by ordinance or an employee contract.
- D. Transfer - A transfer is the voluntary assignment of an employee from one position to another position having either a lower or higher maximum salary. An employee who voluntarily transfers to another position will be subject to the pay level of the position being accepted and will start at a salary most equivalent to their salary in the previous position but not to exceed the maximum rate of the new range or fall below the minimum rate of the new range.
- E. Performance - Performance is the carrying out of required action and displayed patterns of behavior. Performance evaluations shall determine performance levels and the assigned merit increases according to performance.
- F. Overtime - All full-time non-exempt employees covered by the Fair Labor Standards Act must be compensated at the rate of 1-1/2 times the number of hours worked over forty (40) in a seven (7) day work week or over an established work period or receive compensatory time off. The work week for purposes of this section shall be defined as beginning at 12:01 a.m. Sunday morning and proceeding for seven (7) full continuous days until midnight the following Saturday night. Authorized absences with pay during the work week or work period because of vacation, holidays, military training leave, or compensatory time off shall be considered authorized work for the purposes of calculating overtime. The City reserves the right to change work schedules during the work week or work period to reduce overtime liability.
- G. Overtime/Callouts on Holidays and Vacation - Any non-exempt employees covered by the Fair Labor Standards Act, who are called to work on a holiday or while on vacation shall be paid at the rate of one (1) times the employee's hourly rate for all hours worked. Such

overtime compensation shall be in addition to regular pay received for the holiday. Both the holiday hours and the hours worked on the holiday shall be included in the calculation of all hours worked for the work week.

- H. Call-Outs - If an employee is called back to work outside of a normally scheduled work day or is called back to work after having completed a regularly scheduled work day, the City shall compensate the employee a minimum of two (2) hours.
- I. Approval of Overtime - The City shall not be obligated to pay overtime not expressly authorized in advance by a direct supervisor. Employees who perform unauthorized overtime work shall not receive payment. All overtime should be recorded and claimed in the appropriate pay period and on the appropriate time sheet.
- J. Scheduling of Overtime - When scheduling overtime, supervisors shall attempt to equitably distribute overtime among all qualified employees and it shall be assigned to the most appropriate position classification which can perform the work.

Supervisors shall when possible, give employees reasonable advance notice of overtime work. When sufficient personnel with appropriate skills are not available on a voluntary basis to perform required overtime, employees who refuse to work assigned overtime or who fail to report upon notice for overtime work may be subject to appropriate disciplinary action.

- K. Compensatory Time Off - All employees covered by the Fair Labor Standards Act are eligible for compensatory time off in lieu of overtime pay when work hours exceed forty (40) hours in a seven (7) day work week or their work period hours. Employees cannot receive both compensatory time and overtime as compensation for the same excess hours worked. The city will grant compensatory time off in lieu of overtime unless the operations of the city would be unduly disrupted by the employee's absence from work.

Accrual of compensatory time shall be limited to a maximum of forty (40) hours for all covered employees except those employees

responding to an emergency or significant event. In this event, compensatory time may be temporarily accrued up to eighty (80) hours.

Compensatory time shall be accrued at a rate of one and one-half (1-1/2) hours for each excess hour worked. All compensatory time accrual as well as compensatory time taken, must be approved by the employee's supervisor and reviewed by his Department Head. Employees will be compensated for unused accrued compensatory time remaining at the time of separation from employment.

CHAPTER V
PERFORMANCE APPRAISAL PROGRAM

Section 1. Objectives

The objectives of the City of Chesterfield Performance Appraisal Program are to optimize each employee's job performance by providing good information to an employee in regard to established performance standards. Employees must be compared to their job description and work performance and not to their co-workers. The Performance Appraisal Program also provides managers and supervisors with a more acceptable tool for employee compensation decision-making.

Section 2. Policy

To accomplish the objectives of the Performance Appraisal Program, it is important that both managers and employees view the process as a positive tool to produce more effective working relationships and work ethic. This is more likely to occur when employees understand their job responsibilities, receive feedback on their performance against specific job standards and are given the opportunity to develop useful action plans to improve performance when deficiencies exist.

Section 3. Performance Appraisal Schedule

The City of Chesterfield Performance Appraisal Schedule shall be as follows:

- A. All new employees shall be evaluated after six (6) months of service from their date of hire. They shall be evaluated again after twelve (12) months of service from their date of hire.
- B. After the six (6) month and twelve (12) month evaluations, all employees shall be evaluated annually prior to July 1. If a new employee received their twelve (12) month service evaluation after July 1 and prior to October 1 of any given year, they shall be added to the next annual evaluation cycle with all other employees on May 1. If a new employee has received his twelve (12) month service evaluation on or after October 1 and prior to July 1, they shall not be required to be evaluated during the next regular annual evaluation cycle. They shall, however, be eligible for a pro-rata merit increase effective July 1st, based upon the percentage amount included in the fiscal year

budget for merit increases. From that date forward, the employee shall be included in the regular July 1st evaluation cycle.

- C. Following the successful completion of the twelve (12) month probationary evaluation and the annual evaluation thereafter, an employee shall be eligible for a merit based increase in compensation as determined in conjunction with the compensation plan in effect at the time of the evaluation. The total dollars budgeted for salary increases shall be determined each year by the City Council during the annual budget process.

Section 4. Performance Appraisal Evaluation

All evaluations completed by subordinate supervisors must be approved by each level of supervision in the department including the Department Head. The City Administrator shall evaluate all Department Heads and Executive staff.

The Department Head will forward their recommendations for merit awards to the Finance Director, who shall review them and forward them to the City Administrator for final approval.

Prior to the six (6) month or twelve (12) month service date or July 1, the Department Heads shall review all performance evaluations with the individual employees in their respective department. Employees shall sign their evaluation forms and all original evaluation forms shall be returned to the Personnel Office to be filed permanently in the employee's personnel file. At a different meeting, the Department Head shall conduct the salary discussion and communicate the merit increase.

Section 5. Performance Appraisal Appeal

If employees do not agree with the performance evaluation they receive, they may appeal the review to their Department Head. Signature on the evaluation form shall not signify acceptance of the evaluation. It shall merely be acknowledgement of the review with the employee by the Department Head. The appeal shall be filed separately. Employees can access forms on CCNET. All appeals must be filed within seven (7) days of the evaluation. Failure to do so will be regarded as acceptance of the evaluation, and the right to further appeal will be forfeited. Appeals must be filed in duplicate with the Department Head and the Employee Services

Administrator. The Employee Services Administrator shall notify the City Administrator of all performance evaluation appeals.

Following receipt of an appeal, the Department Head must review and decide on the appeal within seven (7) days. The Department Head shall notify the employee and Personnel Director of his decision. If the employee is unwilling to accept the determination of their Department Head, they may request the appeal be reviewed by the City Administrator. The City Administrator must review and decide on the appeal within fourteen (14) days. The decision of the City Administrator shall be final.

The performance appraisal appeal shall not be confused with the appeals process for the administration of discipline for employees. Disciplinary actions involving dismissal, suspension, or demotion shall be separately provided for in the grievance procedure described in the City of Chesterfield Personnel Rules and Regulations.

The appropriate form for a performance appraisal appeal may be obtained from the Employee Services Administrator or on CCNET.

CHAPTER VI
COMPENSATION DECISION-MAKING

Section 1. Objective

It is the City of Chesterfield's objective to develop a fair and equitable linkage between the performance appraisal system and the merit pay plan. The compensation plan approved by the City Council shall be used for this purpose.

Section 2. Policy

All compensation decisions shall follow the performance appraisal process and the overall performance ratings for each employee shall be individually reviewed and awarded. All decisions regarding compensation should be made without the influence of issues which bear no relationship to the review of work performance.

Section 3. Merit Increases

A merit increase is the total payment granted an employee as a result of his overall performance rating. A merit increase cannot be granted which would result in any employee exceeding the maximum compensation assigned for their specific job title.

Section 4. Procedure to Determine Compensation

The following procedure shall be used in compensation decision-making:

- A. The Finance Director shall inform the Department Heads of the actual payroll and total dollars available for merit increases. The Finance Director shall also provide information relative to the current compensation classifications.
- B. The Performance Appraisal Program shall have specific guidelines for assisting Department Heads in tying the percent merit increase to the work performance score. When there are multiple employees within a single job title, the merit award assigned to each employee should reflect their relative performance ranking. In no circumstance, should an employee with a lesser performance ranking receive a superior merit increase as compared to a peer having the same job title, with a lower performance rank.

- C. The Department Head shall prepare Personnel Action Forms to affect all salary changes. After all signatures are affixed to the Personnel Action Form, and the Finance Director receives a copy, all salary changes shall be entered into the payroll system. Department Heads shall be responsible for informing their respective employees of increases to be received. Additionally, the Finance Director shall prepare statements for each employee affected by either the minimum salary adjustment or the conversion onto the annual review cycle.

APPENDIX A
SUMMARY OF COMPENSATION INCREASES

Job Title	Existing Pay Grade	Current Comp.	PROPOSED PAY CLASS.	PROPOSED MINIMUM COMP.	PROPOSED MIDPOINT COMP.	PROPOSED MAXIMUM COMP.	PROPOSED SPREAD	Raise Required to minimum
Parks Maintenance Worker	D4	\$36,196.99	E	\$37,588	\$43,227	\$48,865	30%	\$1,391
Parks Maintenance Worker	D4	\$36,197.20	E	\$37,588	\$43,227	\$48,865	30%	\$1,391
Parks Maintenance Worker	D4	\$36,197.20	E	\$37,588	\$43,227	\$48,865	30%	\$1,391
Parks Maintenance Worker	D4	\$36,987.18	E	\$37,588	\$43,227	\$48,865	30%	\$601
Parks Maintenance Worker	D4	\$36,987.39	E	\$37,588	\$43,227	\$48,865	30%	\$601
Street Maintenance Worker	D4	\$36,196.99	E	\$37,588	\$43,227	\$48,865	30%	\$1,391
Street Maintenance Worker	D4	\$36,196.99	E	\$37,588	\$43,227	\$48,865	30%	\$1,391
Street Maintenance Worker	D4	\$36,196.99	E	\$37,588	\$43,227	\$48,865	30%	\$1,391
Street Maintenance Worker	D4	\$37,202.05	E	\$37,588	\$43,227	\$48,865	30%	\$386
Planning Technician	E	\$37,588.30	E4	\$39,093	\$44,957	\$50,820	30%	\$1,504
Building Maint. Technician	E4	\$40,317.06	F	\$40,596	\$46,685	\$52,775	30%	\$279
Asst to CA/Deputy City Clerk	E	\$40,274.00	F4	\$42,220	\$48,553	\$54,886	30%	\$1,946
Senior Maintenance Worker	E4	\$39,092.56	F4	\$42,220	\$48,553	\$54,886	30%	\$3,128
Senior Maintenance Worker	E4	\$40,458.08	F4	\$42,220	\$48,553	\$54,886	30%	\$1,762
Senior Maintenance Worker	E4	\$41,575.04	F4	\$42,220	\$48,553	\$54,886	30%	\$645
Senior Maintenance Worker	E4	\$41,575.04	F4	\$42,220	\$48,553	\$54,886	30%	\$645
Senior Parks Maintenance Worker	E4	\$40,458.08	F4	\$42,220	\$48,553	\$54,886	30%	\$1,762
Senior Parks Maintenance Worker	E4	\$41,296.11	F4	\$42,220	\$48,553	\$54,886	30%	\$924
Code Enforcement Inspector	F	\$41,247.23	F4	\$42,220	\$48,553	\$54,886	30%	\$973
City Arborist/Urban Forester	H4	\$49,245.25	I4	\$53,184	\$63,821	\$74,458	40%	\$3,939
Project Planner	H4	\$49,245.04	I4	\$53,184	\$61,162	\$69,140	30%	\$3,939
Project Planner	H4	\$49,245.25	I4	\$53,184	\$61,162	\$69,140	30%	\$3,939
Assistant City Engineer	N	\$75,140.21	O	\$81,151	\$93,324	\$105,496	30%	\$6,011

Total \$41,336

APPENDIX A

PROPOSED PAY CLASSIFICATION SYSTEM

Job Title	Existing Pay Grade	Current Comp.	PROPOSED PAY CLASS.	PROPOSED MINIMUM COMP.	PROPOSED MIDPOINT COMP.	PROPOSED MAXIMUM COMP.	PROPOSED SPREAD	Raise Required to minimum
Accounting Clerk	F2	\$43,625.09	F	\$40,596	\$46,685	\$52,775	\$0	\$0
Arts & Entertainment Superintendent	M4	\$75,002.10	M4	\$72,357	\$86,829	\$101,300	\$0	\$0
Assistant Court Administrator	E	\$40,187.47	E	\$37,588	\$43,227	\$48,865	\$0	\$0
Asst to CA/Deputy City Clerk	E	\$40,274.00	F4	\$42,220	\$48,553	\$54,886	\$0	\$1,946
Building Attendant	D	\$34,804.02	D	\$34,804	\$40,025	\$45,246	\$0	\$0
Building Attendant	D	\$34,804.02	D	\$34,804	\$40,025	\$45,246	\$0	\$0
Building Attendant	D	\$34,804.43	D	\$34,804	\$40,025	\$45,246	\$0	\$0
Building Attendant	D	\$43,286.05	D	\$34,804	\$40,025	\$45,246	\$0	\$0
Building Maint. Technician	E4	\$40,317.06	F	\$40,596	\$46,685	\$52,775	\$0	\$279
Building Maintenance Assistant Supervisor	I	\$61,564.05	I4	\$53,184	\$61,162	\$69,140	\$0	\$0
Building Maintenance Supervisor	L	\$76,469.12	L	\$64,420	\$77,304	\$90,188	\$0	\$0
Business Assistance Coordinator	E4	\$47,020.06	F	\$40,596	\$46,685	\$52,775	\$0	\$0
City Arborist/Urban Forester	H4	\$49,245.25	I4	\$53,184	\$63,821	\$74,458	\$0	\$3,939
City Clerk	M	\$74,804.08	M	\$69,574	\$80,011	\$90,447	\$0	\$0
Civil Engineer	L4	\$66,997.01	L4	\$66,997	\$77,047	\$87,097	\$0	\$0
Civil Engineer	L4	\$66,997.42	L4	\$66,997	\$77,047	\$87,097	\$0	\$0
Code Enforcement Inspector	F	\$41,247.23	F4	\$42,220	\$48,553	\$54,886	\$0	\$973
Comm. Svcs./Econ. Dev. Director	P	\$116,947.17	P	\$87,643	\$105,172	\$122,700	\$0	\$0
Command Staff Coordinator	E	\$52,206.96	E	\$37,588	\$43,227	\$48,865	\$0	\$0
Communication Specialist	G2	\$48,277.01	H	\$47,351	\$54,454	\$61,557	\$0	\$0
Computer Programmer	I6	\$69,574.47	M	\$69,574	\$80,011	\$90,447	\$0	\$0
Court Administrator	I2	\$70,256.16	J4	\$57,439	\$66,055	\$74,671	\$0	\$0
Court Assistant	C2	\$36,014.99	C4	\$33,515	\$38,543	\$43,570	\$0	\$0
Customer Service Representative	C	\$32,226.06	C	\$32,226	\$37,060	\$41,894	\$0	\$0
Detective/Evidence Secretary	D	\$46,219.68	D	\$34,804	\$40,025	\$45,246	\$0	\$0
Employee Services Administrator	I6	\$60,305.02	I4	\$53,184	\$63,821	\$74,458	\$0	\$0
Executive Assistant	E	\$37,588.30	E	\$37,588	\$43,227	\$48,865	\$0	\$0
Executive Assistant	E	\$40,533.17	E	\$37,588	\$43,227	\$48,865	\$0	\$0
Executive Assistant	E	\$42,503.14	E	\$37,588	\$43,227	\$48,865	\$0	\$0
Executive Assistant	E	\$49,990.10	E	\$37,588	\$43,227	\$48,865	\$0	\$0
Finance Director	P	\$100,620.00	P4	\$91,149	\$109,379	\$127,608	\$0	\$0
Fleet Maintenance Mechanic	F6	\$45,942.00	G4	\$45,597	\$52,437	\$59,277	\$0	\$0
Fleet Maintenance Mechanic	F6	\$53,099.07	G4	\$45,597	\$52,437	\$59,277	\$0	\$0
Fleet Maintenance Mechanic	F6	\$56,106.13	G4	\$45,597	\$52,437	\$59,277	\$0	\$0
Fleet Maintenance Mechanic	F6	\$57,866.02	G4	\$45,597	\$52,437	\$59,277	\$0	\$0
Fleet Maintenance Mechanic	F6	\$59,766.10	G4	\$45,597	\$52,437	\$59,277	\$0	\$0
Fleet Maintenance Supervisor	H6	\$63,998.06	J4	\$57,439	\$66,055	\$74,671	\$0	\$0
Forestry Technician	E	\$37,588.30	E	\$37,588	\$43,227	\$48,865	\$0	\$0

APPENDIX A

Job Title	Existing Pay Grade	Current Comp.	PROPOSED PAY CLASS.	PROPOSED MINIMUM COMP.	PROPOSED MIDPOINT COMP.	PROPOSED MAXIMUM COMP.	PROPOSED SPREAD	Raise Required to minimum
GIS Administrator	L	\$70,201.04	L	\$64,420	\$74,083	\$83,746	\$0	\$0
GIS Analyst - CAD Tech	H	\$47,351.20	H	\$47,351	\$54,454	\$61,557	\$0	\$0
GIS Analyst - CAD Tech	H	\$51,057.14	H	\$47,351	\$54,454	\$61,557	\$0	\$0
IT Director	P	\$97,578.00	P	\$87,643	\$105,172	\$122,700	\$0	\$0
Lead GIS Analyst - CAD Tech.	I	\$55,975.09	I	\$51,139	\$58,810	\$66,481	\$0	\$0
Maintenance Operations Superintendent	M4	\$100,488.13	I	\$51,139	\$58,810	\$66,481	\$0	\$0
Maintenance Operations Superintendent	M4	\$89,570.00	I	\$51,139	\$58,810	\$66,481	\$0	\$0
Office Manager - Planning	G	\$53,698.11	G	\$43,844	\$50,420	\$56,997	\$0	\$0
Parks Facility Attendant	D	\$34,804.02	D	\$34,804	\$40,025	\$45,246	\$0	\$0
Parks Facility Attendant	D	\$34,804.43	D	\$34,804	\$40,025	\$45,246	\$0	\$0
Parks Maintenance Supervisor	H2	\$57,292.14	I4	\$53,184	\$61,162	\$69,140	\$0	\$0
Parks Maintenance Supervisor	H2	\$58,133.09	I4	\$53,184	\$61,162	\$69,140	\$0	\$0
Parks Maintenance Supervisor	H2	\$58,618.14	I4	\$53,184	\$61,162	\$69,140	\$0	\$0
Parks Maintenance Supervisor	H2	\$59,482.18	I4	\$53,184	\$61,162	\$69,140	\$0	\$0
Parks Maintenance Worker	D4	\$36,196.99	E	\$37,588	\$43,227	\$48,865	\$0	\$1,391
Parks Maintenance Worker	D4	\$36,197.20	E	\$37,588	\$43,227	\$48,865	\$0	\$1,391
Parks Maintenance Worker	D4	\$36,197.20	E	\$37,588	\$43,227	\$48,865	\$0	\$1,391
Parks Maintenance Worker	D4	\$36,987.18	E	\$37,588	\$43,227	\$48,865	\$0	\$601
Parks Maintenance Worker	D4	\$36,987.39	E	\$37,588	\$43,227	\$48,865	\$0	\$601
Parks Maintenance Worker	D4	\$38,190.05	E	\$37,588	\$43,227	\$48,865	\$0	\$0
Parks Maintenance Worker	D4	\$38,429.04	E	\$37,588	\$43,227	\$48,865	\$0	\$0
Parks Maintenance Worker	D4	\$40,271.09	E	\$37,588	\$43,227	\$48,865	\$0	\$0
Parks Maintenance Worker	D4	\$40,958.11	E	\$37,588	\$43,227	\$48,865	\$0	\$0
Parks Maintenance Worker	D4	\$41,333.14	E	\$37,588	\$43,227	\$48,865	\$0	\$0
Parks, Recreation & Art Director	P	\$101,585.12	P4	\$91,149	\$109,379	\$127,608	\$0	\$0
Planning and Dvlp. Ser. Director	P	\$92,000.06	P4	\$91,149	\$109,379	\$127,608	\$0	\$0
Planning Technician	E	\$37,588.30	E4	\$39,093	\$44,957	\$50,820	\$0	\$1,504
Planning Technician	E	\$40,533.17	E4	\$39,093	\$44,957	\$50,820	\$0	\$0
Project Manager	J2	\$76,282.13	L4	\$66,997	\$77,047	\$87,097	\$0	\$0
Project Manager	J2	\$76,661.10	L4	\$66,997	\$77,047	\$87,097	\$0	\$0
Project Planner	H4	\$49,245.04	I4	\$53,184	\$61,162	\$69,140	\$0	\$3,939
Project Planner	H4	\$49,245.25	I4	\$53,184	\$61,162	\$69,140	\$0	\$3,939
Project Planner	H4	\$55,000.19	I4	\$53,184	\$61,162	\$69,140	\$0	\$0
Pub Works Dir. - City Engineer	P	\$105,916.10	P4	\$91,149	\$109,379	\$127,608	\$0	\$0
Records Clerk	D	\$34,804.43	D	\$34,804	\$40,025	\$45,246	\$0	\$0
Records Clerk	D	\$38,977.12	D	\$34,804	\$40,025	\$45,246	\$0	\$0
Records Clerk	D	\$39,080.08	D	\$34,804	\$40,025	\$45,246	\$0	\$0
Records Clerk	D	\$39,437.22	D	\$34,804	\$40,025	\$45,246	\$0	\$0
Records Clerk	D	\$39,437.22	D	\$34,804	\$40,025	\$45,246	\$0	\$0

APPENDIX A

Job Title	Existing Pay Grade	Current Comp.	PROPOSED PAY CLASS.	PROPOSED MINIMUM COMP.	PROPOSED MIDPOINT COMP.	PROPOSED MAXIMUM COMP.	PROPOSED SPREAD	Raise Required to minimum
Records Clerk	D	\$42,640.21	D	\$34,804	\$40,025	\$45,246	\$0	\$0
Records Clerk	D	\$43,867.20	D	\$34,804	\$40,025	\$45,246	\$0	\$0
Records Clerk Supervisor	F	\$40,596.19	D	\$34,804	\$40,025	\$45,246	\$0	\$0
Recreation Aide	D	\$34,804.43	D	\$34,804	\$40,025	\$45,246	\$0	\$0
Recreation Concessions Manager	H4	\$49,245.25	H4	\$49,245	\$56,632	\$64,019	\$0	\$0
Recreation Concessions Manager	H4	\$54,650.13	H4	\$49,245	\$56,632	\$64,019	\$0	\$0
Recreation Operations Superintendent	M4	\$87,779.12	M4	\$72,357	\$86,829	\$101,300	\$0	\$0
Recreation Specialist	E4	\$19,170.81	E	\$37,588	\$43,227	\$48,865	\$0	\$0
Recreation Specialist	E4	\$19,799.98	E	\$37,588	\$43,227	\$48,865	\$0	\$0
Recreation Specialist	E4	\$39,092.56	E	\$37,588	\$43,227	\$48,865	\$0	\$0
Recreation Specialist	E4	\$39,092.56	E	\$37,588	\$43,227	\$48,865	\$0	\$0
Recreation Specialist	E4	\$41,849.18	E	\$37,588	\$43,227	\$48,865	\$0	\$0
Recreation Specialist	E4	\$42,640.00	E	\$37,588	\$43,227	\$48,865	\$0	\$0
Recreation Specialist	E4	\$42,645.20	E	\$37,588	\$43,227	\$48,865	\$0	\$0
Senior Accountant	G4	\$58,090.03	H4	\$49,245	\$56,632	\$64,019	\$0	\$0
Assistant City Engineer	N	\$75,140.21	O	\$81,151	\$93,324	\$105,496	\$0	\$6,011
Senior Civil Engineer	N	\$76,069.14	N	\$75,140	\$86,411	\$97,682	\$0	\$0
Senior Engineering Const. Inspect	H2	\$59,069.09	H	\$47,351	\$54,454	\$61,557	\$0	\$0
Senior Engineering Const. Inspect	H2	\$64,482.08	H	\$47,351	\$54,454	\$61,557	\$0	\$0
Senior Maintenance Worker	E4	\$39,092.56	F4	\$42,220	\$48,553	\$54,886	\$0	\$3,128
Senior Maintenance Worker	E4	\$40,458.08	F4	\$42,220	\$48,553	\$54,886	\$0	\$1,762
Senior Maintenance Worker	E4	\$41,575.04	F4	\$42,220	\$48,553	\$54,886	\$0	\$645
Senior Maintenance Worker	E4	\$41,575.04	F4	\$42,220	\$48,553	\$54,886	\$0	\$645
Senior Maintenance Worker	E4	\$42,706.14	F4	\$42,220	\$48,553	\$54,886	\$0	\$0
Senior Maintenance Worker	E4	\$44,523.02	F4	\$42,220	\$48,553	\$54,886	\$0	\$0
Senior Maintenance Worker	E4	\$44,749.12	F4	\$42,220	\$48,553	\$54,886	\$0	\$0
Senior Maintenance Worker	E4	\$44,929.04	F4	\$42,220	\$48,553	\$54,886	\$0	\$0
Senior Maintenance Worker	E4	\$45,304.06	F4	\$42,220	\$48,553	\$54,886	\$0	\$0
Senior Maintenance Worker	E4	\$46,444.11	F4	\$42,220	\$48,553	\$54,886	\$0	\$0
Senior Maintenance Worker	E4	\$47,603.09	F4	\$42,220	\$48,553	\$54,886	\$0	\$0
Senior Maintenance Worker	E4	\$48,735.02	F4	\$42,220	\$48,553	\$54,886	\$0	\$0
Senior Maintenance Worker	E4	\$48,948.02	F4	\$42,220	\$48,553	\$54,886	\$0	\$0
Senior Maintenance Worker	E4	\$49,836.18	F4	\$42,220	\$48,553	\$54,886	\$0	\$0
Senior Maintenance Worker	E4	\$54,078.13	F4	\$42,220	\$48,553	\$54,886	\$0	\$0
Senior Maintenance Worker	E4	\$54,295.07	F4	\$42,220	\$48,553	\$54,886	\$0	\$0
Senior Parks Maintenance Worker	E4	\$40,458.08	F4	\$42,220	\$48,553	\$54,886	\$0	\$1,762
Senior Parks Maintenance Worker	E4	\$41,296.11	F4	\$42,220	\$48,553	\$54,886	\$0	\$924
Senior Parks Maintenance Worker	E4	\$42,990.06	F4	\$42,220	\$48,553	\$54,886	\$0	\$0
Senior Parks Maintenance Worker	E4	\$43,619.06	F4	\$42,220	\$48,553	\$54,886	\$0	\$0

APPENDIX A

Job Title	Existing Pay Grade	Current Comp.	PROPOSED PAY CLASS.	PROPOSED MINIMUM COMP.	PROPOSED MIDPOINT COMP.	PROPOSED MAXIMUM COMP.	PROPOSED SPREAD	Raise Required to minimum
Senior Parks Maintenance Worker	E4	\$44,284.03	F4	\$42,220	\$48,553	\$54,886	\$0	\$0
Senior Parks Maintenance Worker	E4	\$44,354.13	F4	\$42,220	\$48,553	\$54,886	\$0	\$0
Senior Parks Maintenance Worker	E4	\$44,758.06	F4	\$42,220	\$48,553	\$54,886	\$0	\$0
Senior Parks Maintenance Worker	E4	\$45,192.99	F4	\$42,220	\$48,553	\$54,886	\$0	\$0
Senior Parks Maintenance Worker	E4	\$46,064.10	F4	\$42,220	\$48,553	\$54,886	\$0	\$0
Senior Parks Maintenance Worker	E4	\$46,554.14	F4	\$42,220	\$48,553	\$54,886	\$0	\$0
Senior Parks Maintenance Worker	E4	\$47,347.04	F4	\$42,220	\$48,553	\$54,886	\$0	\$0
Senior Planner	L4	\$66,997.42	L4	\$66,997	\$77,047	\$87,097	\$0	\$0
Street Maintenance Supervisor	H2	\$53,206.19	I4	\$53,184	\$61,162	\$69,140	\$0	\$0
Street Maintenance Supervisor	H2	\$59,080.11	I4	\$53,184	\$61,162	\$69,140	\$0	\$0
Street Maintenance Supervisor	H2	\$62,553.09	I4	\$53,184	\$61,162	\$69,140	\$0	\$0
Street Maintenance Worker	D4	\$36,196.99	E	\$37,588	\$43,227	\$48,865	\$0	\$1,391
Street Maintenance Worker	D4	\$36,196.99	E	\$37,588	\$43,227	\$48,865	\$0	\$1,391
Street Maintenance Worker	D4	\$36,196.99	E	\$37,588	\$43,227	\$48,865	\$0	\$1,391
Street Maintenance Worker	D4	\$37,202.05	E	\$37,588	\$43,227	\$48,865	\$0	\$386
Street Maintenance Worker	D4	\$38,494.14	E	\$37,588	\$43,227	\$48,865	\$0	\$0
Street Maintenance Worker	D4	\$38,924.08	E	\$37,588	\$43,227	\$48,865	\$0	\$0
Technical Operations Administrator	L	\$68,190.10	L	\$64,420	\$74,083	\$83,746	\$0	\$0

Total \$41,336

APPENDIX B
PROPOSED COMPENSATION CLASSIFICATION MATRIX

PROPOSED WAGE CLASSIFICATION					
Pay Grade	Minimum	Median	Maximum	Spread	Increment
A	\$27,629	\$31,773	\$35,918	30%	4%
A4	\$28,734	\$33,044	\$37,354	30%	4%
B	\$29,839	\$34,315	\$38,791	30%	4%
B4	\$31,032	\$35,687	\$40,342	30%	4%
C	\$32,226	\$37,060	\$41,894	30%	4%
C4	\$33,515	\$38,543	\$43,570	30%	4%
D	\$34,804	\$40,025	\$45,246	30%	4%
D4	\$36,197	\$41,626	\$47,056	30%	4%
E	\$37,588	\$43,227	\$48,865	30%	4%
E4	\$39,093	\$44,957	\$50,820	30%	4%
F	\$40,596	\$46,685	\$52,775	30%	4%
F4	\$42,220	\$48,553	\$54,886	30%	4%
G	\$43,844	\$50,420	\$56,997	30%	4%
G4	\$45,597	\$52,437	\$59,277	30%	4%
H	\$47,351	\$54,454	\$61,557	30%	4%
H4	\$49,245	\$56,632	\$64,019	30%	4%
I	\$51,139	\$58,810	\$66,481	30%	4%
I4	\$53,184	\$61,162	\$69,140	30%	4%
J	\$55,230	\$63,514	\$71,799	30%	4%
J4	\$57,439	\$66,055	\$74,671	30%	4%
K	\$59,649	\$68,596	\$77,543	30%	4%
K4	\$62,034	\$71,340	\$80,645	30%	4%
L	\$64,420	\$74,083	\$83,746	30%	4%
L4	\$66,997	\$77,047	\$87,097	30%	4%
M	\$69,574	\$80,011	\$90,447	30%	4%
M4	\$72,357	\$83,211	\$94,065	30%	4%
N	\$75,140	\$86,411	\$97,682	30%	4%
N4	\$78,146	\$89,867	\$101,589	30%	4%
O	\$81,151	\$93,324	\$105,496	30%	4%
O4	\$84,398	\$97,057	\$109,717	30%	4%
P	\$87,643	\$100,790	\$113,936	30%	4%
P4	\$91,149	\$104,821	\$118,494	30%	4%
Q	\$94,655	\$108,853	\$123,051	30%	4%

APPENDIX C
PROPOSED COMPENSATION CLASSIFICATION POSITION
MATRIX

JOB TITLE	PROPOSED PAY PLAN DATA				Spread
	GRADE	MIN	MIDPOINT	MAX	
Customer Service Representative	C	\$32,226	\$37,060	\$41,894	30%
Court Assistant	C4	\$33,515	\$38,543	\$43,570	30%
Building Attendant	D	\$34,804	\$40,025	\$45,246	30%
Detective/Evidence Secretary	D	\$34,804	\$40,025	\$45,246	30%
Records Clerk	D	\$34,804	\$40,025	\$45,246	30%
Recreation Aide	D	\$34,804	\$40,025	\$45,246	30%
Maintenance Worker (Parks\Street)	E	\$37,588	\$43,227	\$48,865	30%
Assistant Court Administrator	E	\$37,588	\$43,227	\$48,865	30%
Executive Assistant	E	\$37,588	\$43,227	\$48,865	30%
Forestry Technician	E	\$37,588	\$43,227	\$48,865	30%
Planning Technician	E4	\$39,093	\$44,957	\$50,820	30%
Facility Maintenance Technician	F	\$40,596	\$46,685	\$52,775	30%
Business Assistance Coordinator	F	\$40,596	\$46,685	\$52,775	30%
Recreation Specialist	E	\$37,588	\$43,227	\$48,865	30%
Records Clerk Supervisor	F	\$40,596	\$46,685	\$52,775	30%
Senior Maintenance Worker (Parks\Street)	F4	\$42,220	\$48,553	\$54,886	30%
Asst to CA/Deputy City Clerk	F4	\$42,220	\$48,553	\$54,886	30%
Code Enforcement Inspector	F4	\$42,220	\$48,553	\$54,886	30%
Accounting Clerk	F	\$40,596	\$46,685	\$52,775	30%
Fleet Maintenance Mechanic	G4	\$45,597	\$52,437	\$59,277	30%
Office Manager	G	\$43,844	\$50,420	\$56,997	30%
Communication Specialist	H	\$47,351	\$54,454	\$61,557	30%
GIS Analyst - CAD Tech	H	\$47,351	\$54,454	\$61,557	30%
Senior Engineering Const. Inspect	H	\$47,351	\$54,454	\$61,557	30%
Senior Accountant	H4	\$49,245	\$56,632	\$64,019	30%
Maintenance Supervisor (Parks\Street)	I4	\$53,184	\$61,162	\$69,140	30%
City Arborist/Urban Forester	I4	\$53,184	\$61,162	\$69,140	30%
Project Planner	I4	\$53,184	\$61,162	\$69,140	30%
Recreation Manager	H4	\$49,245	\$56,632	\$64,019	30%
Fleet Maintenance Supervisor	J4	\$57,439	\$66,055	\$74,671	30%
Court Assistant	C4	\$33,515	\$38,543	\$43,570	30%
Building Maintenance Assistant Supervisor	I4	\$53,184	\$61,162	\$69,140	30%
Lead GIS Analyst - CAD Tech.	I4	\$53,184	\$61,162	\$69,140	30%
Computer Programmer	M	\$69,574	\$80,011	\$90,447	30%
Employee Services Administrator	I4	\$53,184	\$63,821	\$74,458	40%
Court Administrator	J4	\$57,439	\$66,055	\$74,671	30%
Facilities Maintenance Supervisor	L	\$64,420	\$77,304	\$90,188	40%
GIS Administrator	L	\$64,420	\$74,083	\$83,746	30%
Technical Operations Administrator	L	\$64,420	\$74,083	\$83,746	30%
Civil Engineer	L4	\$66,997	\$77,047	\$87,097	30%
Senior Planner	L4	\$66,997	\$77,047	\$87,097	30%
City Clerk	M	\$69,574	\$83,489	\$97,404	40%
Superintendent - Arts & Recreation	M4	\$72,357	\$86,829	\$101,300	40%
Superintendent - Recreations Operations	M4	\$72,357	\$86,829	\$101,300	40%
Superintendent - Parks Maintenance Operations	M4	\$72,357	\$86,829	\$101,300	40%
Superintendent - Street & Fleet Operations	M4	\$72,357	\$86,829	\$101,300	40%
Project Manager	L4	\$66,997	\$77,047	\$87,097	30%
Senior Civil Engineer	N	\$75,140	\$86,411	\$97,682	30%
Assistant City Engineer	O	\$81,151	\$93,324	\$105,496	30%
Asst. City Administrator	P	\$87,643	\$105,172	\$122,700	40%
Finance Director	P4	\$91,149	\$109,379	\$127,608	40%
IT Director	P	\$87,643	\$105,172	\$122,700	40%
Parks, Recreation & Art Director	P4	\$91,149	\$109,379	\$127,608	40%
Planning and Dvlp. Ser. Director	P4	\$91,149	\$109,379	\$127,608	40%
Pub Works Dir. - City Engineer	P4	\$91,149	\$109,379	\$127,608	40%

APPENDIX D SIDE BY SIDE COMPARISON
EXISTING COMPENSATION MATRIX V PROPOSED

Job Title	PROPOSED					EXISTING			
	PROPOSED PAY CLASS.	PROPOSED MINIMUM COMP.	PROPOSED MIDPOINT COMP.	PROPOSED MAXIMUM COMP.	PROPOSED SPREAD	Existing Class	Starting pay at existing Class	Midpoint at existing Class	Maximum at existing Class
Accounting Clerk	F	\$40,596	\$46,685	\$52,775	30%	F2	\$41,407	\$49,689	\$57,971
Arts & Entertainment Superintendent	M4	\$72,357	\$86,829	\$101,300	40%	M4	\$72,357	\$86,828	\$101,300
Senior Civil Engineer (PROMOTE TO ASST. CITY ENGR.)	O	\$81,151	\$93,324	\$105,496	30%	N	\$75,140	\$90,168	\$105,196
Assistant Court Administrator	E	\$37,588	\$43,227	\$48,865	30%	E	\$37,588	\$45,106	\$52,625
Asst to CA/Deputy City Clerk	F4	\$42,220	\$48,553	\$54,886	30%	F	\$40,596	\$48,715	\$56,834
Building Attendant	D	\$34,804	\$40,025	\$45,246	30%	D	\$34,804	\$41,766	\$48,726
Building Maint. Technician	F	\$40,596	\$46,685	\$52,775	30%	E4	\$39,093	\$46,911	\$54,729
Building Maintenance Assistant Supervisor	I4	\$53,184	\$61,162	\$69,140	30%	I	\$51,139	\$61,367	\$71,595
Building Maintenance Supervisor	L	\$64,420	\$77,304	\$90,188	40%	L	\$64,420	\$77,305	\$90,189
Business Assistance Coordinator	F	\$40,596	\$46,685	\$52,775	30%	E4	\$39,093	\$46,911	\$54,729
City Arborist/Urban Forester	I4	\$53,184	\$63,821	\$74,458	40%	H4	\$49,245	\$59,094	\$68,944
City Clerk	M	\$69,574	\$80,011	\$90,447	30%	M	\$69,574	\$83,489	\$97,404
Civil Engineer	L4	\$66,997	\$77,047	\$87,097	30%	L4	\$66,997	\$80,397	\$93,796
Code Enforcement Inspector	F4	\$42,220	\$48,553	\$54,886	30%	F	\$40,596	\$48,715	\$56,834
Comm. Svcs./Econ. Dev. Director	P	\$87,643	\$105,172	\$122,700	40%	P	\$87,643	\$105,172	\$122,700
Command Staff Coordinator	E	\$37,588	\$43,227	\$48,865	30%	E	\$37,588	\$45,106	\$52,625
Communication Specialist	H	\$47,351	\$54,454	\$61,557	30%	G2	\$44,720	\$53,665	\$62,609
Computer Programmer	M	\$69,574	\$80,011	\$90,447	30%	I6	\$54,207	\$65,049	\$75,890
Court Administrator	J4	\$57,439	\$66,055	\$74,671	30%	J2	\$56,335	\$67,602	\$78,868
Court Assistant	C4	\$33,515	\$38,543	\$43,570	30%	C2	\$32,871	\$39,445	\$46,019
Customer Service Representative	C	\$32,226	\$37,060	\$41,894	30%	C2	\$32,871	\$39,445	\$46,019
Detective/Evidence Secretary	D	\$34,804	\$40,025	\$45,246	30%	D	\$34,804	\$41,766	\$48,726
Employee Services Administrator	I4	\$53,184	\$63,821	\$74,458	40%	I6	\$54,207	\$65,049	\$75,890
Executive Assistant	E	\$37,588	\$43,227	\$48,865	30%	E	\$37,588	\$45,106	\$52,625
Finance Director	P4	\$91,149	\$109,379	\$127,608	40%	P	\$87,643	\$105,172	\$122,700
Fleet Maintenance Mechanic	G4	\$45,597	\$52,437	\$59,277	30%	F6	\$43,032	\$51,638	\$60,244
Fleet Maintenance Supervisor	J4	\$57,439	\$66,055	\$74,671	30%	H6	\$50,192	\$60,230	\$70,269
Forestry Technician	E	\$37,588	\$43,227	\$48,865	30%	E	\$37,588	\$45,106	\$52,625
GIS Administrator	L	\$64,420	\$74,083	\$83,746	30%	L	\$64,420	\$77,305	\$90,189
GIS Analyst - CAD Tech	H	\$47,351	\$54,454	\$61,557	30%	H	\$47,351	\$56,821	\$66,291
IT Director	P	\$87,643	\$105,172	\$122,700	40%	P	\$87,643	\$105,172	\$122,700
Lead GIS Analyst - CAD Tech.	I	\$51,139	\$58,810	\$66,481	30%	I	\$51,139	\$61,367	\$71,595
Office Manager - Planning	G	\$43,844	\$50,420	\$56,997	30%	G	\$43,844	\$52,612	\$61,381
Parks Facility Attendant	D	\$34,804	\$40,025	\$45,246	30%	D	\$34,804	\$41,766	\$48,726
Maintenance Operations Superintendent	M4	\$72,357	\$86,829	\$101,300	40%	M4	\$72,357	\$86,828	\$101,300
Parks Maintenance Supervisor	I4	\$53,184	\$61,162	\$69,140	30%	H2	\$48,298	\$57,957	\$67,617
Parks Maintenance Worker	E	\$37,588	\$43,227	\$48,865	30%	D4	\$36,197	\$43,436	\$50,675
Parks, Recreation & Art Director	P4	\$91,149	\$109,379	\$127,608	40%	P	\$87,643	\$105,172	\$122,700

APPENDIX D SIDE BY SIDE COMPARISON
EXISTING COMPENSATION MATRIX V PROPOSED

Job Title	PROPOSED					EXISTING			
	PROPOSED PAY CLASS.	PROPOSED MINIMUM COMP.	PROPOSED MIDPOINT COMP.	PROPOSED MAXIMUM COMP.	PROPOSED SPREAD	Existing Class	Starting pay at existing Class	Midpoint at existing Class	Maximum at existing Class
Planning and Dvlp. Ser. Director	P4	\$91,149	\$109,379	\$127,608	40%	P	\$87,643	\$105,172	\$122,700
Planning Technician	E4	\$39,093	\$44,957	\$50,820	30%	E	\$37,588	\$45,106	\$52,625
Project Manager	L4	\$66,997	\$77,047	\$87,097	30%	N	\$75,140	\$90,168	\$105,196
Project Planner	I4	\$53,184	\$61,162	\$69,140	30%	H4	\$49,245	\$59,094	\$68,944
Pub Works Dir. - City Engineer	P4	\$91,149	\$109,379	\$127,608	40%	P	\$87,643	\$105,172	\$122,700
Records Clerk	D	\$34,804	\$40,025	\$45,246	30%	D	\$34,804	\$41,766	\$48,726
Recreation Aide	D	\$34,804	\$40,025	\$45,246	30%	D	\$34,804	\$41,766	\$48,726
Recreation Concessions Manager	H4	\$49,245	\$56,632	\$64,019	30%	H4	\$49,245	\$59,094	\$68,944
Recreation Manager	H4	\$49,245	\$56,632	\$64,019	30%	H4	\$49,245	\$59,094	\$68,944
Recreation Operations Superintendent	M4	\$72,357	\$86,829	\$101,300	40%	M4	\$72,357	\$86,828	\$101,300
Recreation Specialist	E	\$37,588	\$43,227	\$48,865	30%	E4	\$39,093	\$46,911	\$54,729
Senior Accountant	H4	\$49,245	\$56,632	\$64,019	30%	G4	\$45,597	\$54,717	\$63,836
Senior Civil Engineer	N	\$75,140	\$86,411	\$97,682	30%	N	\$75,140	\$90,168	\$105,196
Senior Engineering Const. Inspect	H	\$47,351	\$54,454	\$61,557	30%	H2	\$48,298	\$57,957	\$67,617
Senior Maintenance Worker	F4	\$42,220	\$48,553	\$54,886	30%	E4	\$39,093	\$46,911	\$54,729
Senior Parks Maintenance Worker	F4	\$42,220	\$48,553	\$54,886	30%	E4	\$39,093	\$46,911	\$54,729
Senior Planner	L4	\$66,997	\$77,047	\$87,097	30%	L4	\$66,997	\$80,397	\$93,796
Maintenance Operations Superintendent	M4	\$72,357	\$86,829	\$101,300	40%	M4	\$72,357	\$86,828	\$101,300
Street Maintenance Supervisor	I4	\$53,184	\$61,162	\$69,140	30%	H2	\$48,298	\$57,957	\$67,617
Street Maintenance Worker	E	\$37,588	\$43,227	\$48,865	30%	D4	\$36,197	\$43,436	\$50,675
Technical Operations Administrator	L	\$64,420	\$74,083	\$83,746	30%	L	\$64,420	\$77,305	\$90,189

APPENDIX E
IMPACT OF ANNUAL CPI ADJUSTMENT ON CLASSIFICATION RANGES

1.00% Assumed CPI \$50,000 Assumed midpoint				1.50% Assumed CPI \$50,000 Assumed midpoint				2.00% Assumed CPI \$50,000 Assumed midpoint			
	Annual CPI Adjustment	Compounded growth	Compounded interest		Annual CPI Adjustment	Compounded growth	Compounded interest		Annual CPI Adjustment	Compounded growth	Compounded interest
Year 1	1.00%			Year 1	1.50%			Year 1	2.00%		
Year 2	1.00%	\$50,500	1.00%	Year 2	1.50%	\$50,750	1.50%	Year 2	2.00%	\$51,000	2.00%
Year 3	1.00%	\$51,005	2.01%	Year 3	1.50%	\$51,511	3.02%	Year 3	2.00%	\$52,020	4.04%
Year 4	1.00%	\$51,515	3.03%	Year 4	1.50%	\$52,284	4.57%	Year 4	2.00%	\$53,060	6.12%
Year 5	1.00%	\$52,030	4.06%	Year 5	1.50%	\$53,068	6.14%	Year 5	2.00%	\$54,122	8.24%
Year 6	1.00%	\$52,551	5.10%	Year 6	1.50%	\$53,864	7.73%	Year 6	2.00%	\$55,204	10.41%
Year 7	1.00%	\$53,076	6.15%	Year 7	1.50%	\$54,672	9.34%	Year 7	2.00%	\$56,308	12.62%
Year 8	1.00%	\$53,607	7.21%	Year 8	1.50%	\$55,492	10.98%	Year 8	2.00%	\$57,434	14.87%
Year 9	1.00%	\$54,143	8.29%	Year 9	1.50%	\$56,325	12.65%	Year 9	2.00%	\$58,583	17.17%
Year 10	1.00%	\$54,684	9.37%	Year 10	1.50%	\$57,169	14.34%	Year 10	2.00%	\$59,755	19.51%
		\$55,231	10.46%			\$58,027	16.05%			\$60,950	21.90%

APPENDIX F
CBIZ RECOMMENDED COMPENSATION CLASSIFICATION MATRIX

Salary Grade & Job Title		Range Minimum	Range Midpoint	Range Maximum
16				
16	Finance Director	91,938	117,220	142,503
16	Parks, Recreation & Art Director	91,938	117,220	142,503
16	Planning and Dvlp. Ser. Director	91,938	117,220	142,503
16	Pub Works Dir. - City Engineer	91,938	117,220	142,503
15				
15	Comm. Svcs./Econ. Dev. Director	78,245	99,762	121,279
15	IT Director	78,245	99,762	121,279
14				
14	Arts & Entertainment Superintendent	\$68,039	\$86,750	\$105,460
14	Recreation Operations Superintendent	\$68,039	\$86,750	\$105,460
14	Senior Civil Engineer	\$68,039	\$86,750	\$105,460
14	Senior Planner	\$68,039	\$86,750	\$105,460
14	Parks Maintenance Operations Superintendent	\$68,039	\$86,750	\$105,460
13				
13	Building Maintenance Supervisor	\$60,348	\$75,434	\$90,521
13	City Clerk	\$60,348	\$75,434	\$90,521
13	Civil Engineer	\$60,348	\$75,434	\$90,521
13	Computer Programmer	\$60,348	\$75,434	\$90,521
13	GIS Administrator	\$60,348	\$75,434	\$90,521
13	Project Manager	\$60,348	\$75,434	\$90,521
13	Technical Operations Administrator	\$60,348	\$75,434	\$90,521
12				
12	Building Maintenance Assistant Supervisor	\$53,405	\$66,756	\$80,107
12	City Arborist/Urban Forester	\$53,405	\$66,756	\$80,107
12	Court Administrator	\$53,405	\$66,756	\$80,107
12	Employee Services Administrator	\$53,405	\$66,756	\$80,107
12	Fleet Maintenance Supervisor	\$53,405	\$66,756	\$80,107
12	Lead GIS Analyst - CAD Tech.	\$53,405	\$66,756	\$80,107
12	Parks Maintenance Supervisor	\$53,405	\$66,756	\$80,107
12	Project Planner	\$53,405	\$66,756	\$80,107
12	Street Maintenance Supervisor	\$53,405	\$66,756	\$80,107
11				
11	Communication Specialist	\$47,261	\$59,076	\$70,892
11	GIS Analyst - CAD Tech	\$47,261	\$59,076	\$70,892
11	Recreation Concessions Manager	\$47,261	\$59,076	\$70,892
11	Recreation Manager	\$47,261	\$59,076	\$70,892
11	Senior Accountant	\$47,261	\$59,076	\$70,892
11	Senior Engineering Const. Inspect	\$47,261	\$59,076	\$70,892
10				
10	Accounting Clerk	\$42,197	\$52,747	\$63,296
10	Asst to CA/Deputy City Clerk	\$42,197	\$52,747	\$63,296
10	Building Maint. Technician	\$42,197	\$52,747	\$63,296
10	Business Assistance Coordinator	\$42,197	\$52,747	\$63,296
10	Code Enforcement Inspector	\$42,197	\$52,747	\$63,296
10	Fleet Maintenance Mechanic	\$42,197	\$52,747	\$63,296
10	Office Manager - Planning	\$42,197	\$52,747	\$63,296
10	Senior Maintenance Worker	\$42,197	\$52,747	\$63,296
10	Senior Parks Maintenance Worker	\$42,197	\$52,747	\$63,296
9				
9	Assistant Court Administrator	\$38,445	\$47,095	\$55,745
9	Command Staff Coordinator	\$38,445	\$47,095	\$55,745
9	Executive Assistant	\$38,445	\$47,095	\$55,745
9	Forestry Technician	\$38,445	\$47,095	\$55,745
9	Parks Maintenance Worker	\$38,445	\$47,095	\$55,745
9	Planning Technician	\$38,445	\$47,095	\$55,745
9	Recreation Specialist	\$38,445	\$47,095	\$55,745
9	Street Maintenance Worker	\$38,445	\$47,095	\$55,745
8				
8	Building Attendant	\$34,326	\$42,049	\$49,773
8	Court Assistant	\$34,326	\$42,049	\$49,773
8	Customer Service Representative	\$34,326	\$42,049	\$49,773
8	Detective/Evidence Secretary	\$34,326	\$42,049	\$49,773
8	Parks Facility Attendant	\$34,326	\$42,049	\$49,773
8	Records Clerk	\$34,326	\$42,049	\$49,773
8	Recreation Aide	\$34,326	\$42,049	\$49,773

APPENDIX G
CBIZ RECOMMENDED COMPENSATION RANGES

City of Chesterfield, MO
Preliminary Compensation Study Results
Exhibit 3 - Proposed Salary Ranges
Structures Effective January 1, 2017 to December 31, 2017

<i>Salary Range</i>					
<i>Grade</i>	<i>Minimum</i>	<i>Midpoint</i>	<i>Maximum</i>	<i>Range Spread</i>	<i>Midpoint Differential</i>
1	\$17,500	\$21,000	\$24,500	40%	
2	\$19,250	\$23,100	\$26,950	40%	10.0%
3	\$21,175	\$25,410	\$29,645	40%	10.0%
4	\$23,293	\$27,951	\$32,610	40%	10.0%
5	\$25,622	\$30,746	\$35,870	40%	10.0%
6	\$28,440	\$34,128	\$39,816	40%	11.0%
7	\$30,924	\$37,882	\$44,840	45%	11.0%
8	\$34,326	\$42,049	\$49,773	45%	11.0%
9	\$38,445	\$47,095	\$55,745	45%	12.0%
10	\$42,197	\$52,747	\$63,296	50%	12.0%
11	\$47,261	\$59,076	\$70,892	50%	12.0%
12	\$53,405	\$66,756	\$80,107	50%	13.0%
13	\$60,348	\$75,434	\$90,521	50%	13.0%
14	\$68,039	\$86,750	\$105,460	55%	15.0%
15	\$78,245	\$99,762	\$121,279	55%	15.0%
16	\$91,938	\$117,220	\$142,503	55%	17.5%
17	\$108,204	\$140,665	\$173,126	60%	20.0%
18	\$129,844	\$168,797	\$207,751	60%	20.0%
19	\$159,243	\$210,997	\$262,751	65%	25.0%

<i>Salary Range - Hourly Rates</i>					
<i>Grade</i>	<i>Minimum</i>	<i>Midpoint</i>	<i>Maximum</i>	<i>Range Spread</i>	<i>Midpoint Differential</i>
1	\$8.41	\$10.10	\$11.78	40%	
2	\$9.25	\$11.11	\$12.96	40%	10.0%
3	\$10.18	\$12.22	\$14.25	40%	10.0%
4	\$11.20	\$13.44	\$15.68	40%	10.0%
5	\$12.32	\$14.78	\$17.25	40%	10.0%
6	\$13.67	\$16.41	\$19.14	40%	11.0%
7	\$14.87	\$18.21	\$21.56	45%	11.0%
8	\$16.50	\$20.22	\$23.93	45%	11.0%
9	\$18.48	\$22.64	\$26.80	45%	12.0%
10	\$20.29	\$25.36	\$30.43	50%	12.0%
11	\$22.72	\$28.40	\$34.08	50%	12.0%
12	\$25.68	\$32.09	\$38.51	50%	13.0%
13	\$29.01	\$36.27	\$43.52	50%	13.0%
14	\$32.71	\$41.71	\$50.70	55%	15.0%
15	\$37.62	\$47.96	\$58.31	55%	15.0%
16	\$44.20	\$56.36	\$68.51	55%	17.5%
17	\$52.02	\$67.63	\$83.23	60%	20.0%
18	\$62.43	\$81.15	\$99.88	60%	20.0%
19	\$76.56	\$101.44	\$126.32	65%	25.0%

APPENDIX H
CBIZ MARKET DATA SUMMARY

City of Chesterfield, MO
Preliminary Compensation Study Results
Exhibit 1 - Market Summary Non-Uniformed
Data Effective January 1, 2017

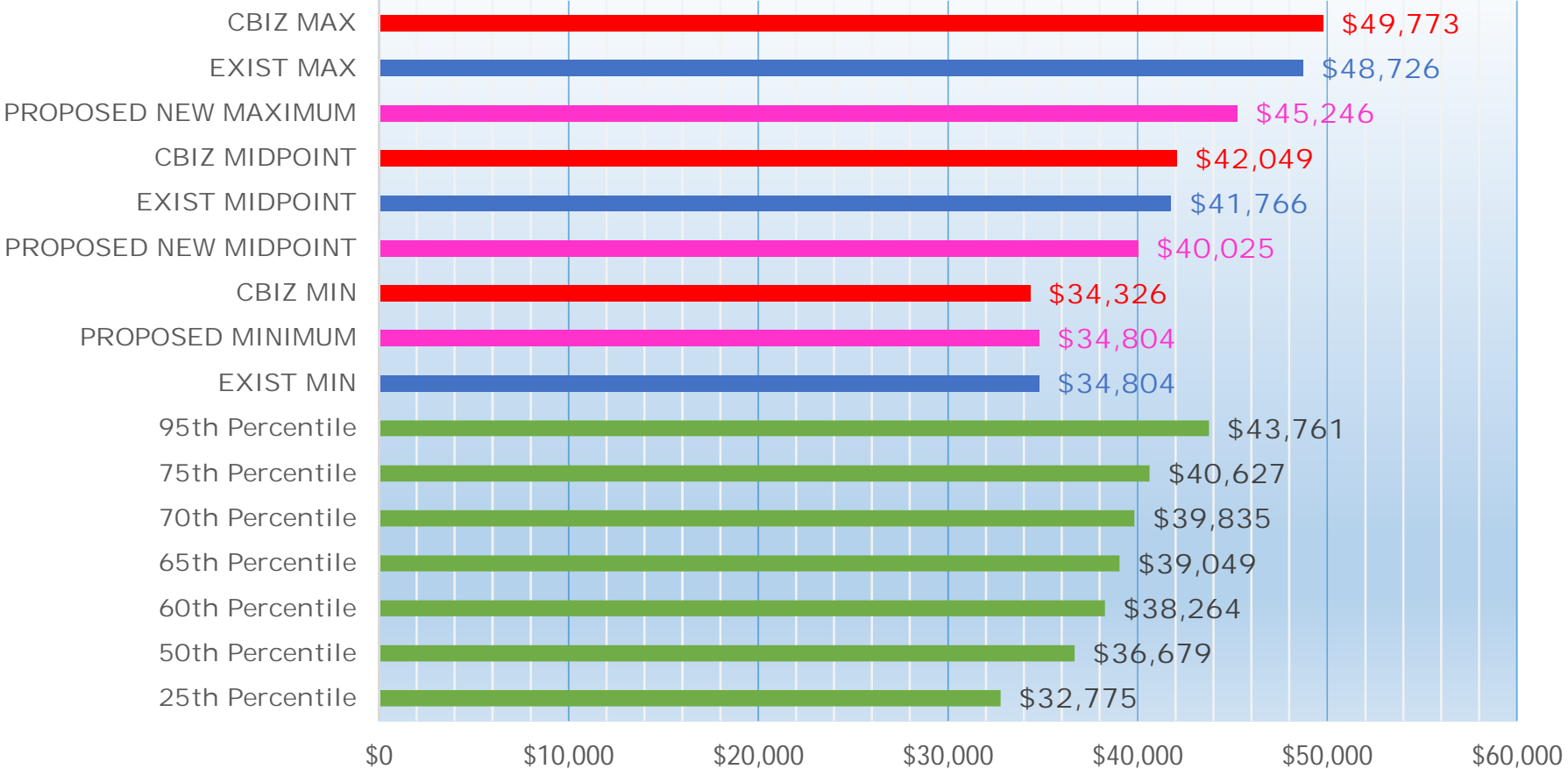
Annualized Average Base	Job Title	Weighted Base Salary						Weighted Total Cash Compensation						CBIZ Pay Grade		
		25th	50th	60th	65th	70th	75th	95th	25th	50th	60th	65th	70th		75th	95th
\$100,620	Finance Director	\$98,902	\$111,719	\$117,561	\$120,259	\$122,956	\$125,877	\$136,444	\$102,919	\$117,653	\$124,631	\$127,781	\$130,931	\$134,420	\$146,681	16
\$105,916	Pub Works Dir. - City Engineer	\$94,407	\$105,229	\$109,921	\$112,154	\$114,386	\$116,733	\$125,549	\$97,297	\$108,406	\$113,259	\$115,558	\$117,856	\$120,283	\$129,349	16
\$97,578	IT Director	\$83,291	\$93,204	\$99,528	\$101,953	\$104,378	\$107,540	\$116,502	\$86,348	\$97,254	\$104,137	\$106,790	\$109,444	\$112,885	\$122,712	15
\$101,585	Parks, Recreation & Art Director	\$84,847	\$100,648	\$106,156	\$109,164	\$112,172	\$114,927	\$127,212	\$84,847	\$100,648	\$106,156	\$109,164	\$112,172	\$114,927	\$127,212	16
\$92,000	Planning and Dvlp. Ser. Director	\$84,847	\$100,648	\$106,156	\$109,164	\$112,172	\$114,927	\$127,212	\$84,847	\$100,648	\$106,156	\$109,164	\$112,172	\$114,927	\$127,212	16
\$116,947	Comm. Svcs./Econ. Dev. Director	\$81,723	\$88,315	\$92,220	\$93,776	\$95,332	\$97,284	\$103,112	\$85,389	\$92,328	\$96,428	\$98,064	\$99,700	\$101,750	\$107,880	15
\$95,029	Parks Maintenance Operations Superintendent	\$78,668	\$83,180	\$87,879	\$89,324	\$90,769	\$93,119	\$97,995	\$80,976	\$85,678	\$90,482	\$91,970	\$93,458	\$95,860	\$100,900	14
\$75,605	Senior Civil Engineer	\$73,232	\$81,331	\$82,783	\$84,068	\$85,352	\$86,078	\$91,775	\$73,806	\$81,940	\$83,478	\$84,783	\$86,088	\$86,858	\$92,614	14
\$76,472	Project Manager	\$68,208	\$75,696	\$77,183	\$78,398	\$79,613	\$80,357	\$85,688	\$68,781	\$76,304	\$77,878	\$79,114	\$80,349	\$81,136	\$86,527	13
\$66,997	Civil Engineer	\$66,118	\$73,002	\$74,543	\$75,692	\$76,842	\$77,612	\$82,589	\$66,565	\$73,459	\$75,090	\$76,258	\$77,425	\$78,241	\$83,263	13
\$70,201	GIS Administrator	\$63,296	\$69,866	\$74,083	\$75,695	\$77,307	\$79,415	\$85,367	\$64,038	\$70,819	\$75,265	\$76,946	\$78,627	\$80,849	\$87,033	13
\$58,280	Street Maintenance Supervisor	\$60,280	\$64,839	\$69,044	\$70,403	\$71,761	\$73,864	\$78,554	\$60,917	\$65,638	\$69,954	\$71,354	\$72,753	\$74,911	\$79,750	12
\$58,381	Parks Maintenance Supervisor	\$60,280	\$64,839	\$69,044	\$70,403	\$71,761	\$73,864	\$78,554	\$60,917	\$65,638	\$69,954	\$71,354	\$72,753	\$74,911	\$79,750	12
\$49,245	Project Planner	\$56,477	\$60,600	\$63,069	\$64,048	\$65,026	\$66,261	\$69,918	\$57,175	\$61,357	\$63,862	\$64,854	\$65,847	\$67,099	\$70,809	12
\$76,469	Building Maintenance Supervisor	\$60,280	\$64,839	\$69,044	\$70,403	\$71,761	\$73,864	\$78,554	\$60,917	\$65,638	\$69,954	\$71,354	\$72,753	\$74,911	\$79,750	13
\$66,997	Senior Planner	\$61,736	\$77,754	\$80,937	\$83,620	\$86,095	\$88,124	\$94,066	\$61,736	\$77,754	\$80,935	\$83,124	\$85,313	\$88,124	\$94,066	14
\$61,776	Senior Engineering Const. Inspect	\$51,840	\$54,870	\$57,941	\$58,896	\$59,850	\$61,386	\$64,623	\$51,840	\$54,870	\$57,941	\$58,896	\$59,850	\$61,386	\$64,623	11
\$63,998	Fleet Maintenance Supervisor	\$60,280	\$64,839	\$69,044	\$70,403	\$71,761	\$73,864	\$78,554	\$60,917	\$65,638	\$69,954	\$71,354	\$72,753	\$74,911	\$79,750	12
\$68,190	Technical Operations Administrator	\$64,214	\$68,785	\$71,543	\$72,631	\$73,719	\$75,098	\$79,161	\$65,439	\$70,116	\$72,933	\$74,046	\$75,159	\$76,567	\$80,723	13
\$74,804	City Clerk	\$58,682	\$67,324	\$72,206	\$74,202	\$76,197	\$78,638	\$86,175	\$58,682	\$67,324	\$72,206	\$74,202	\$76,197	\$78,638	\$86,175	13
\$46,220	Detective/Evidence Secretary	\$36,124	\$38,831	\$40,292	\$40,904	\$41,516	\$42,247	\$44,577	\$36,921	\$39,689	\$41,183	\$41,809	\$42,436	\$43,183	\$45,567	8
\$55,975	Lead GIS Analyst - CAD Tech.	\$55,374	\$60,617	\$64,678	\$66,095	\$67,511	\$69,542	\$74,595	\$55,713	\$61,082	\$65,225	\$66,673	\$68,120	\$70,192	\$75,360	12
\$70,256	Court Administrator	\$56,030	\$61,110	\$65,090	\$66,471	\$67,853	\$69,843	\$74,759	\$56,491	\$61,614	\$65,618	\$67,009	\$68,400	\$70,402	\$75,355	12
\$56,534	Computer Programmer	\$61,343	\$67,462	\$70,553	\$71,898	\$73,242	\$74,788	\$79,964	\$63,136	\$69,616	\$72,968	\$74,406	\$75,844	\$77,520	\$83,036	13
\$87,779	Recreation Operations Superintendent	\$64,736	\$71,925	\$75,939	\$77,590	\$79,241	\$81,248	\$87,497	\$67,262	\$74,724	\$78,890	\$80,604	\$82,318	\$84,401	\$90,888	14
\$58,090	Senior Accountant	\$53,709	\$56,135	\$59,038	\$59,886	\$60,734	\$62,185	\$64,972	\$54,708	\$57,221	\$60,174	\$61,041	\$61,909	\$63,385	\$66,247	11
\$61,564	Building Maintenance Assistant Supervisor	\$55,609	\$59,764	\$63,661	\$64,911	\$66,161	\$68,110	\$72,412	\$56,183	\$60,483	\$64,480	\$65,767	\$67,054	\$69,053	\$73,489	12
\$60,305	Employee Services Administrator	\$51,478	\$56,006	\$59,089	\$60,233	\$61,377	\$62,919	\$67,098	\$52,580	\$57,512	\$60,739	\$61,961	\$63,182	\$64,795	\$69,290	12
\$54,650	Recreation Concessions Manager	\$50,570	\$55,720	\$58,525	\$59,694	\$60,864	\$62,266	\$66,712	\$51,791	\$57,025	\$59,876	\$61,065	\$62,254	\$63,680	\$68,198	11
\$49,245	City Arborist/Urban Forester	\$57,633	\$60,466	\$62,081	\$62,737	\$63,394	\$64,201	\$66,679	\$58,257	\$61,145	\$62,790	\$63,459	\$64,129	\$64,951	\$67,476	12
\$45,872	Senior Maintenance Worker	\$46,472	\$51,119	\$52,659	\$53,528	\$54,398	\$55,167	\$58,745	\$46,764	\$51,431	\$52,982	\$53,856	\$54,730	\$55,506	\$59,101	10
\$43,923	Senior Parks Maintenance Worker	\$46,472	\$51,119	\$52,659	\$53,528	\$54,398	\$55,167	\$58,745	\$46,764	\$51,431	\$52,982	\$53,856	\$54,730	\$55,506	\$59,101	10
\$51,057	GIS Analyst - CAD Tech	\$48,915	\$53,558	\$56,648	\$57,808	\$58,968	\$60,513	\$64,767	\$49,191	\$54,007	\$57,144	\$58,334	\$59,524	\$61,092	\$65,475	11
\$54,556	Fleet Maintenance Mechanic	\$47,416	\$52,802	\$54,822	\$55,874	\$56,926	\$57,936	\$62,186	\$48,598	\$54,156	\$56,221	\$57,302	\$58,384	\$59,417	\$63,793	10
\$41,247	Code Enforcement Inspector	\$44,049	\$50,992	\$54,217	\$55,689	\$57,162	\$58,774	\$64,524	\$44,049	\$51,043	\$54,260	\$55,738	\$57,215	\$58,824	\$64,603	10
\$75,002	Arts & Entertainment Superintendent	\$67,877	\$80,518	\$84,925	\$87,331	\$89,738	\$91,941	\$101,770	\$67,877	\$80,518	\$84,925	\$87,331	\$89,738	\$91,941	\$101,770	14
\$48,277	Communication Specialist	\$48,327	\$52,640	\$55,726	\$56,844	\$57,961	\$59,504	\$63,550	\$51,242	\$55,965	\$59,437	\$60,679	\$61,920	\$63,657	\$68,128	11
\$40,317	Building Maint. Technician	\$41,664	\$43,935	\$45,308	\$45,850	\$46,391	\$47,077	\$49,098	\$42,164	\$44,470	\$45,862	\$46,412	\$46,961	\$47,657	\$49,708	10
\$53,698	Office Manager - Planning	\$44,440	\$48,698	\$51,191	\$52,191	\$53,190	\$54,437	\$58,189	\$45,490	\$49,928	\$52,505	\$53,543	\$54,581	\$55,869	\$59,770	10
\$52,207	Command Staff Coordinator	\$40,971	\$44,319	\$46,228	\$47,004	\$47,781	\$48,735	\$51,663	\$41,773	\$45,189	\$47,137	\$47,929	\$48,721	\$49,695	\$52,682	9
\$49,245	Recreation Manager	\$44,613	\$51,477	\$54,914	\$56,416	\$57,918	\$59,637	\$65,430	\$44,841	\$51,722	\$55,168	\$56,675	\$58,181	\$59,904	\$65,712	11
\$47,020	Business Assistance Coordinator	\$43,127	\$46,652	\$48,661	\$49,478	\$50,296	\$51,300	\$54,382	\$43,972	\$47,568	\$49,618	\$50,451	\$51,285	\$52,310	\$55,544	10
\$40,187	Assistant Court Administrator	\$40,304	\$45,384	\$49,153	\$50,495	\$51,837	\$53,721	\$58,546	\$40,595	\$45,724	\$49,489	\$50,836	\$52,183	\$54,065	\$58,918	9
\$42,654	Executive Assistant	\$38,906	\$43,168	\$45,388	\$46,337	\$47,286	\$48,396	\$52,032	\$39,218	\$43,548	\$45,799	\$46,762	\$47,725	\$48,850	\$52,541	9
\$39,061	Planning Technician	\$39,617	\$43,170	\$45,165	\$45,983	\$46,801	\$47,799	\$50,892	\$40,349	\$43,970	\$46,003	\$46,837	\$47,671	\$48,687	\$51,840	9
\$40,274	Asst to CA/Deputy City Clerk	\$40,535	\$46,149	\$48,025	\$49,079	\$50,132	\$51,070	\$55,400	\$40,535	\$46,149	\$48,025	\$49,079	\$50,132	\$51,070	\$55,400	10
\$43,625	Accounting Clerk	\$41,169	\$43,081	\$44,438	\$44,931	\$45,425	\$46,103	\$47,892	\$41,498	\$43,476	\$44,874	\$45,383	\$45,893	\$46,592	\$48,440	10
\$36,015	Court Assistant	\$34,476	\$38,078	\$39,891	\$40,681	\$41,471	\$42,378	\$45,422	\$34,911	\$38,554	\$40,390	\$41,189	\$41,989	\$42,906	\$45,986	8
\$36,951	Street Maintenance Worker	\$36,865	\$40,887	\$43,203	\$44,140	\$45,077	\$46,235	\$49,762	\$37,129	\$41,262	\$43,570	\$44,519	\$45,468	\$46,622	\$50,215	9
\$38,537	Parks Maintenance Worker	\$36,865	\$40,887	\$43,203	\$44,140	\$45,077	\$46,235	\$49,762	\$37,129	\$41,262	\$43,570	\$44,519	\$45,468	\$46,622	\$50,215	9
\$39,749	Records Clerk	\$35,210	\$38,503	\$40,662	\$41,478	\$42,295	\$43,374	\$46,377	\$35,402	\$38,709	\$40,876	\$41,696	\$42,515	\$43,599	\$46,614	8
\$37,588	Forestry Technician	\$42,639	\$44,348	\$45,275	\$45,663	\$46,050	\$46,514	\$47,988	\$42,876	\$44,602	\$45,539	\$45,930	\$46,321	\$46,790	\$48,278	9
\$40,923	Recreation Specialist	\$37,369	\$41,596	\$43,642	\$44,554	\$45,466	\$46,489	\$50,027	\$37,653	\$41,902	\$43,960	\$44,877	\$45,794	\$46,823	\$50,378	9
\$28,967	Customer Service Representative	\$29,649	\$32,774	\$34,353	\$35,039	\$35,726	\$36,516	\$39,159	\$30,376	\$33,467	\$35,089	\$35,779	\$36,469	\$37,280	\$39,922	8
\$39,288	Building Attendant	\$32,775	\$36,679	\$38,264	\$39,049	\$39,835	\$40,627	\$43,761	\$33,220	\$37,339	\$38,905	\$39,714	\$40,522	\$41,305	\$44,565	8
\$34,804	Parks Facility Attendant	\$37,047	\$39,216	\$40,506	\$41,019	\$41,532	\$42,177	\$44,097	\$37,434	\$39,630	\$40,935	\$41,455	\$41,974	\$42,627	\$44,570	8
\$36,798	Recreation Aide	\$33,775	\$37,476	\$39,300	\$40,105	\$40,909	\$41,821	\$44,932	\$33,878	\$37,586	\$39,414	\$40,220	\$41,026	\$41,941	\$45,057	8

SUPPLEMENTAL GRAPHS

Building Attendant

CBIZ CLASS 8

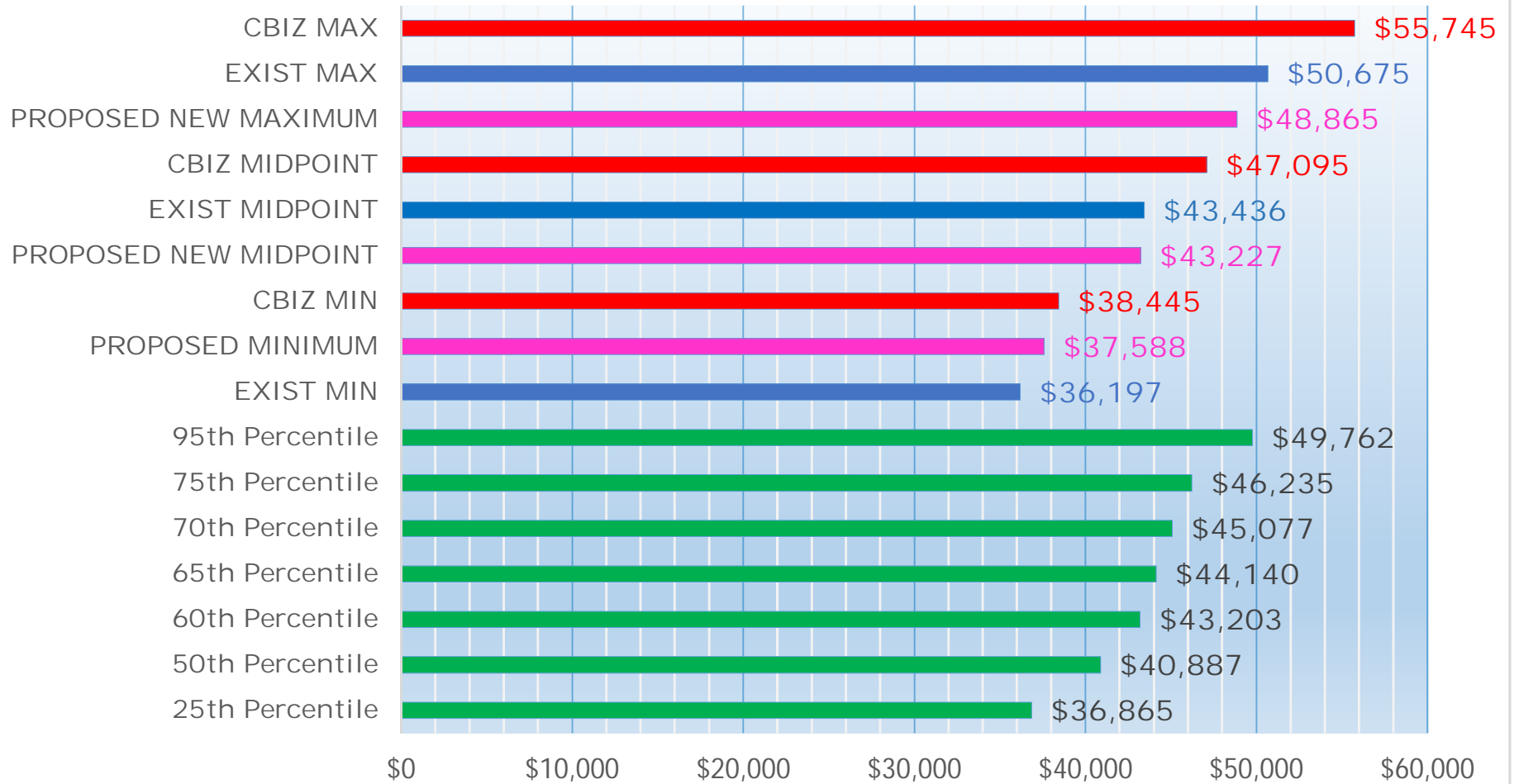
PROPOSED CLASS D



Street Maintenance Worker

CBIZ CLASS 9

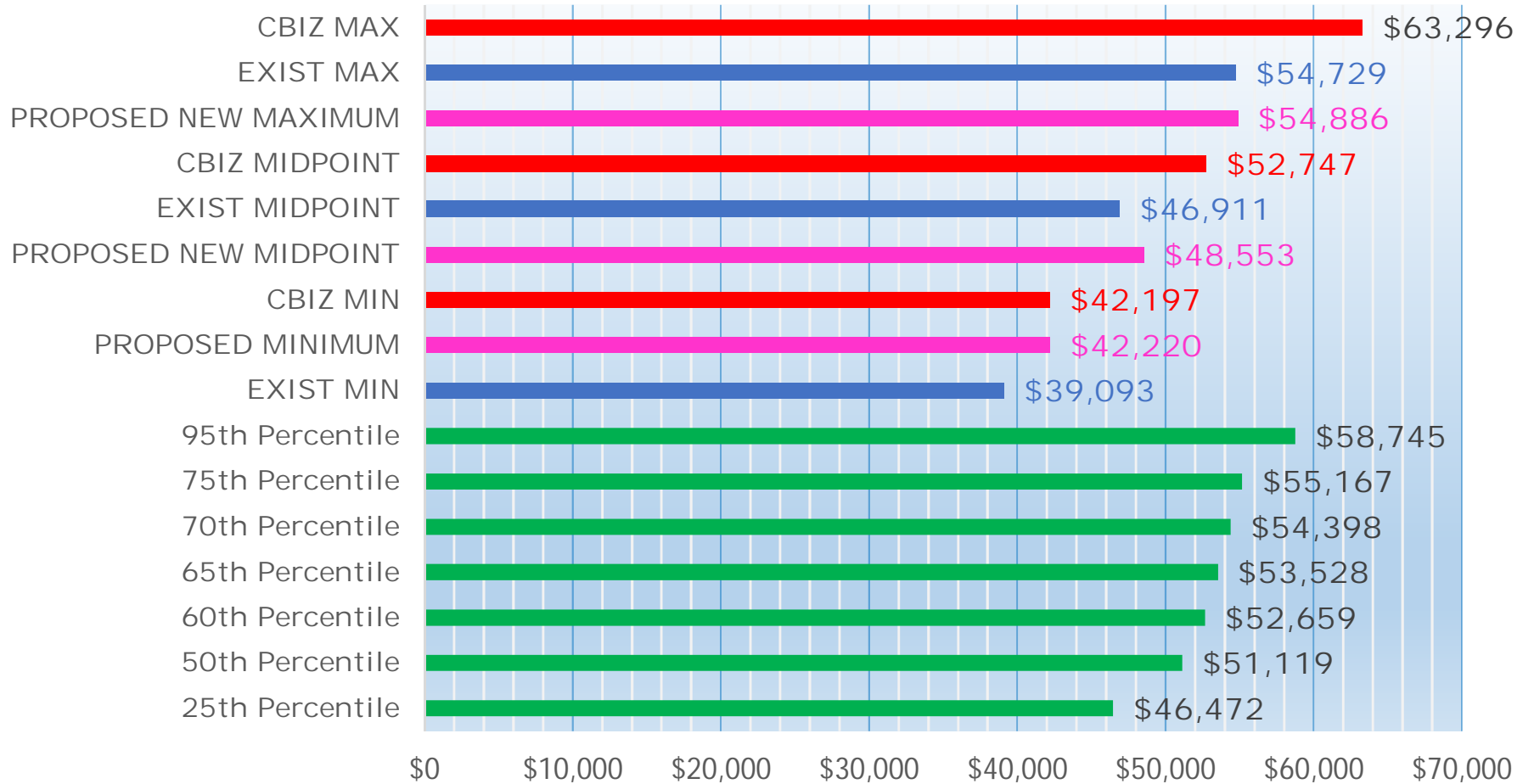
PROPOSED CLASS E



Senior Maint. Worker

CBIZ CLASS 10

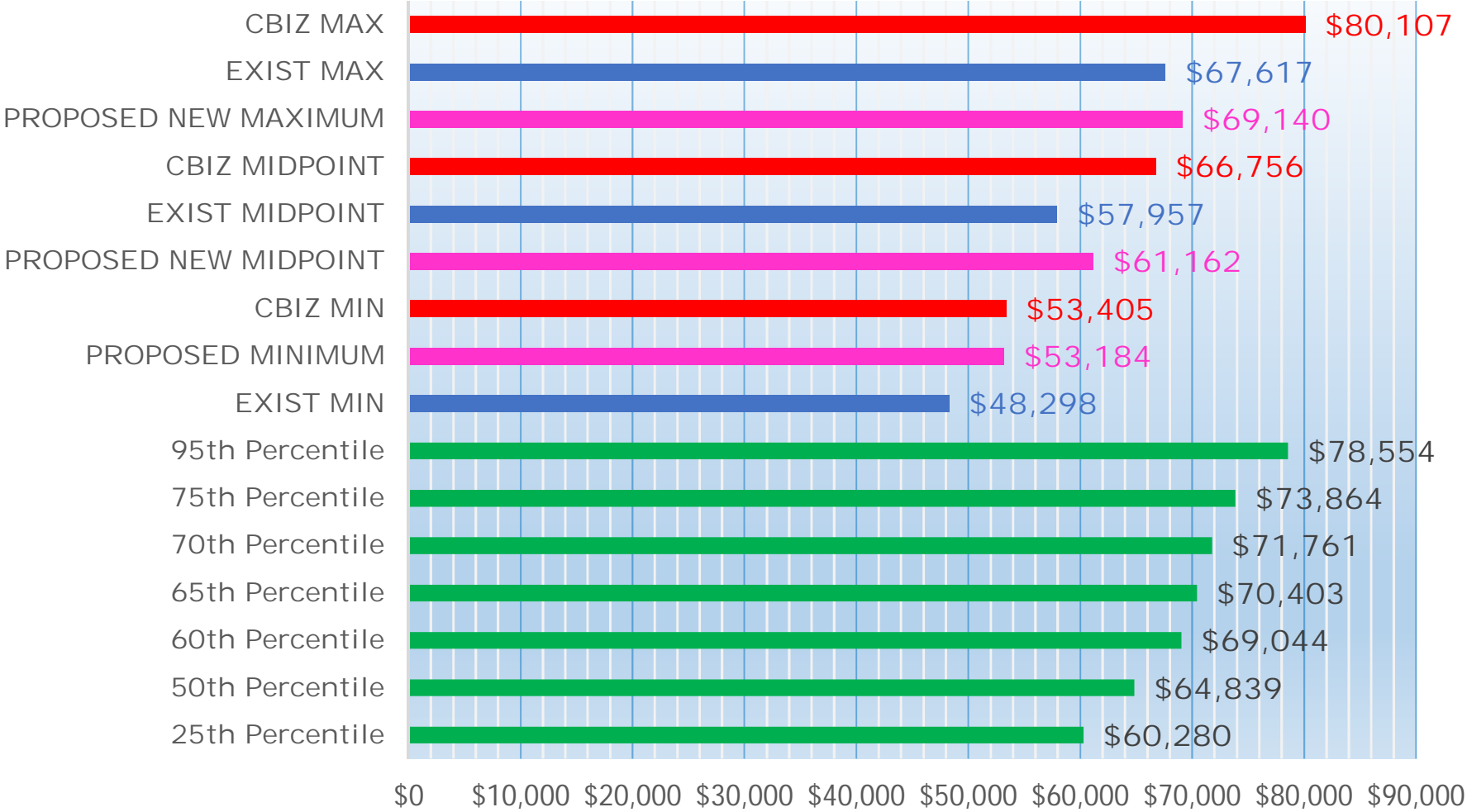
CHESTERFIELD CLASS F4



Maintenance. Supervisor

CBIZ CLASS 12

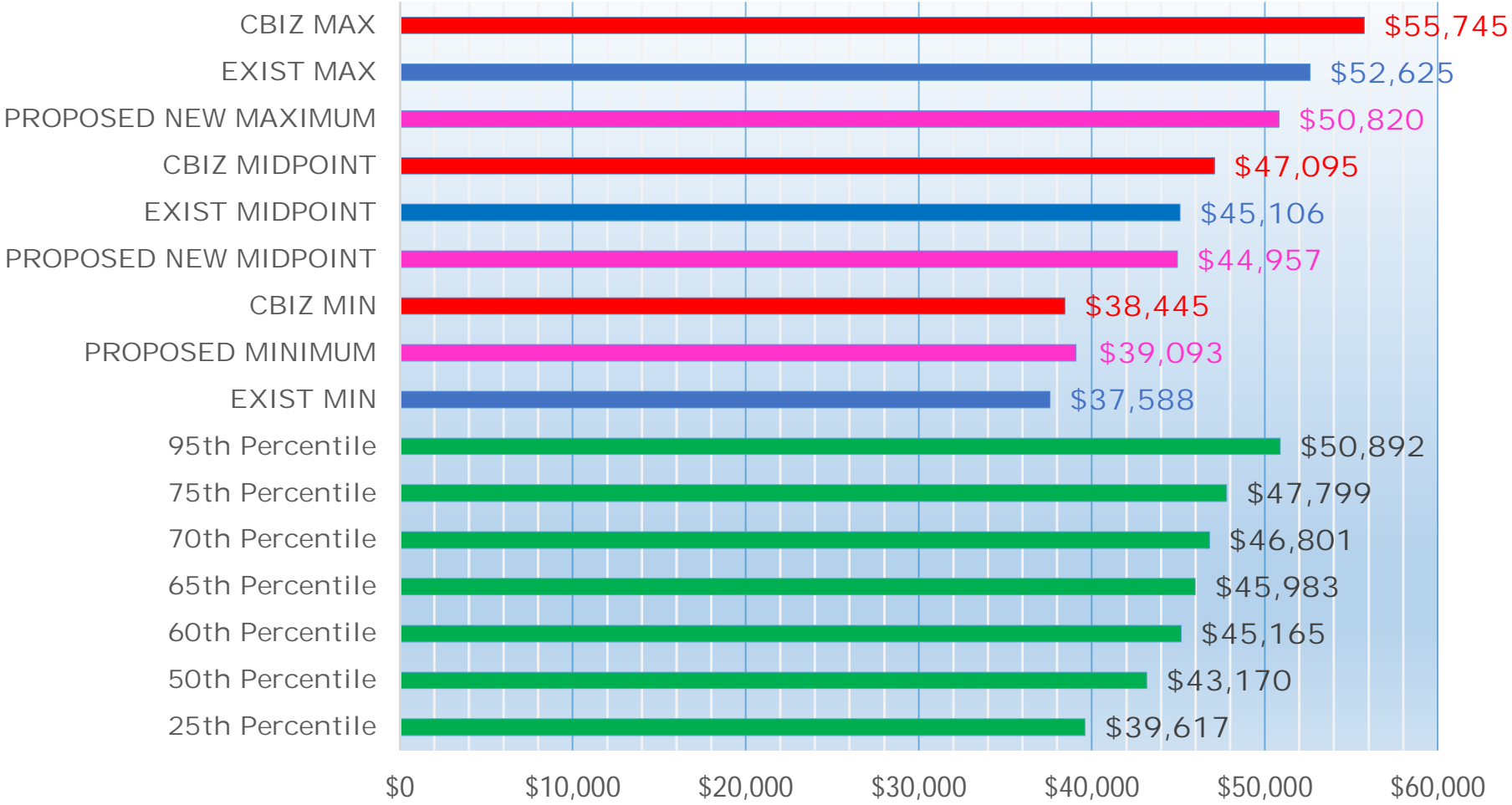
CHESTERFIELD CLASS 14



Planning Technician

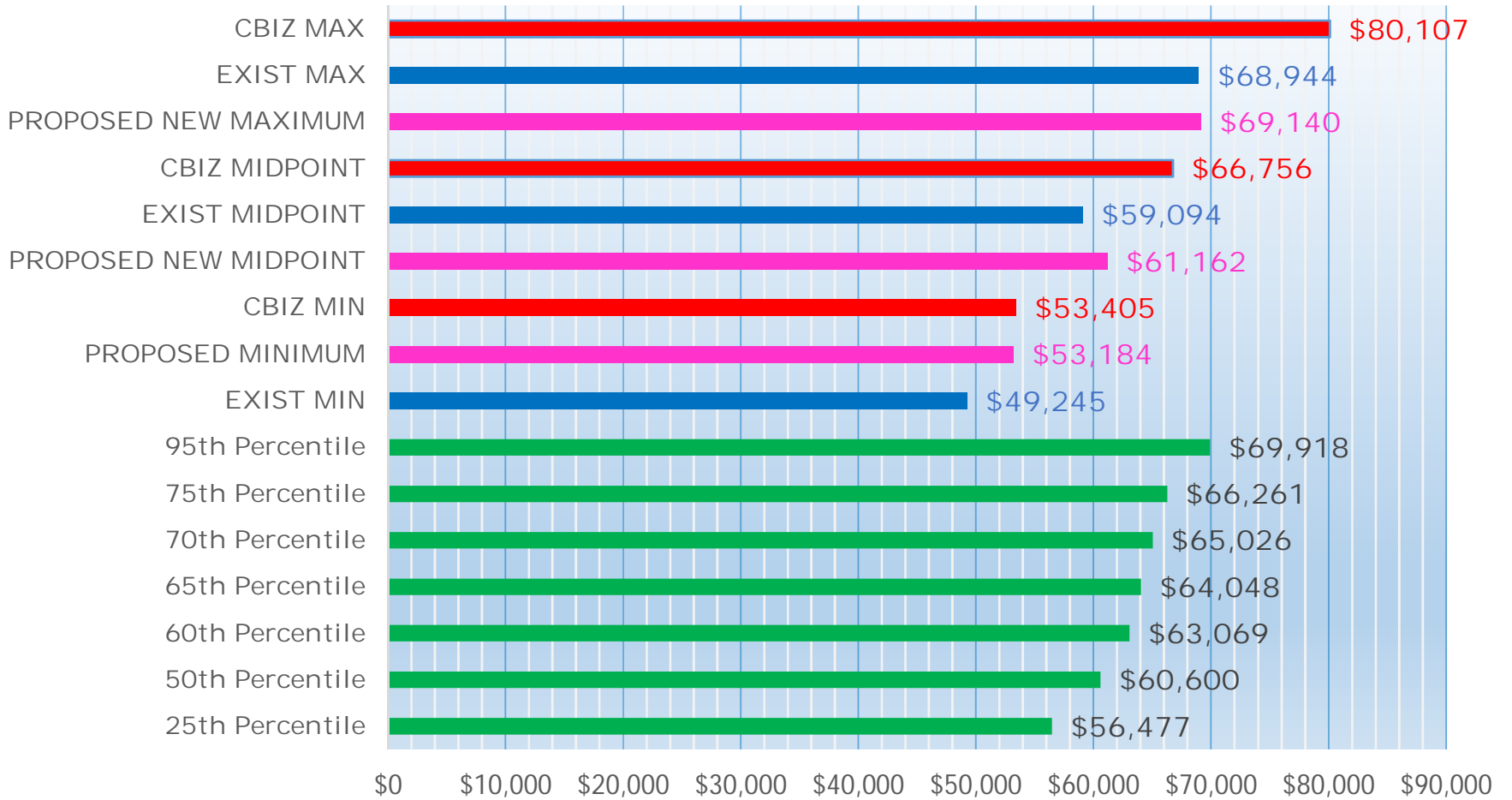
CBIZ CLASS 9

PROPOSED CLASS E4



Project Planner

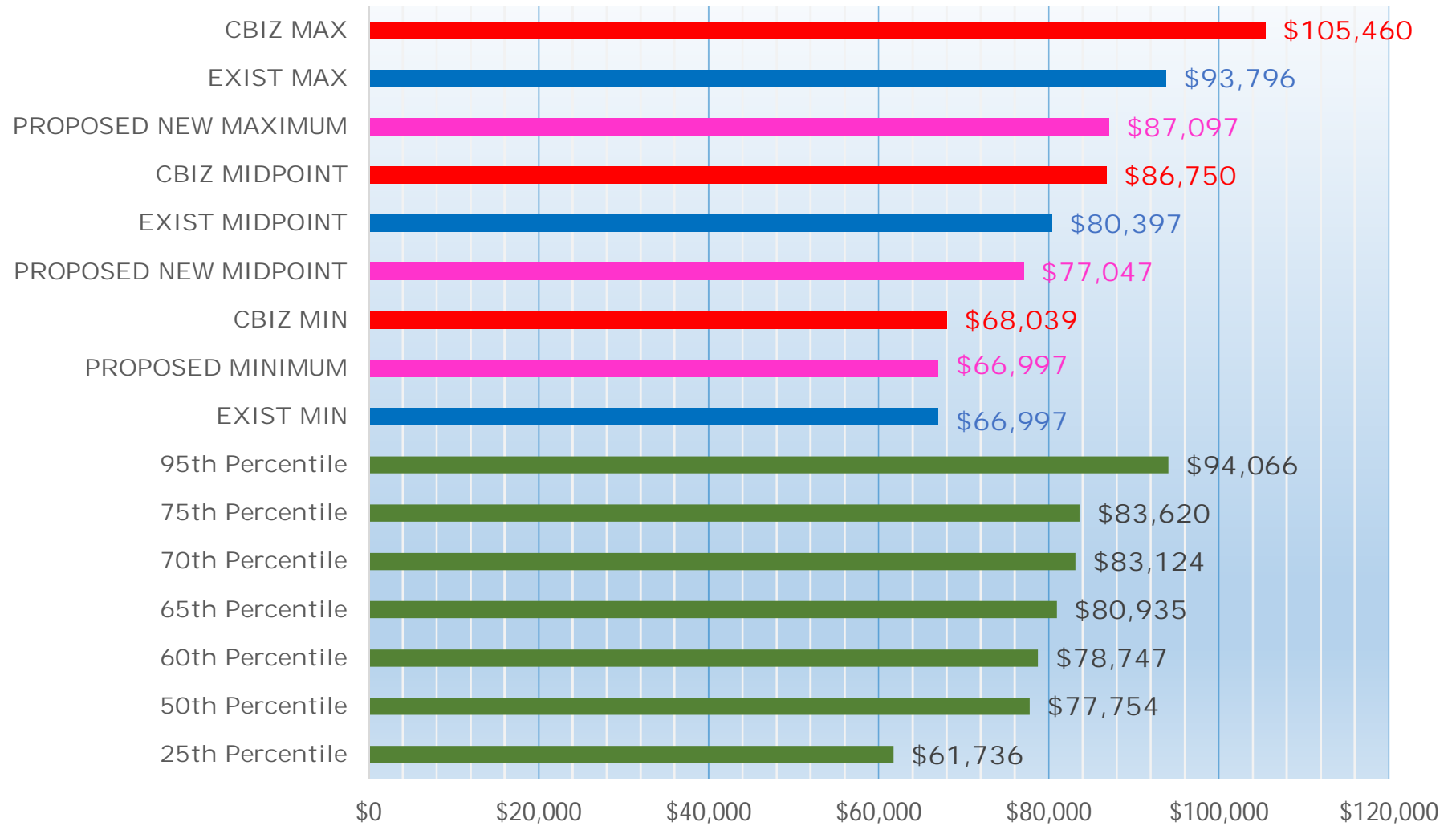
CBIZ CLASS 12
CHESTERFIELD CLASS 14



Senior Planner

CBIZ CLASS 14

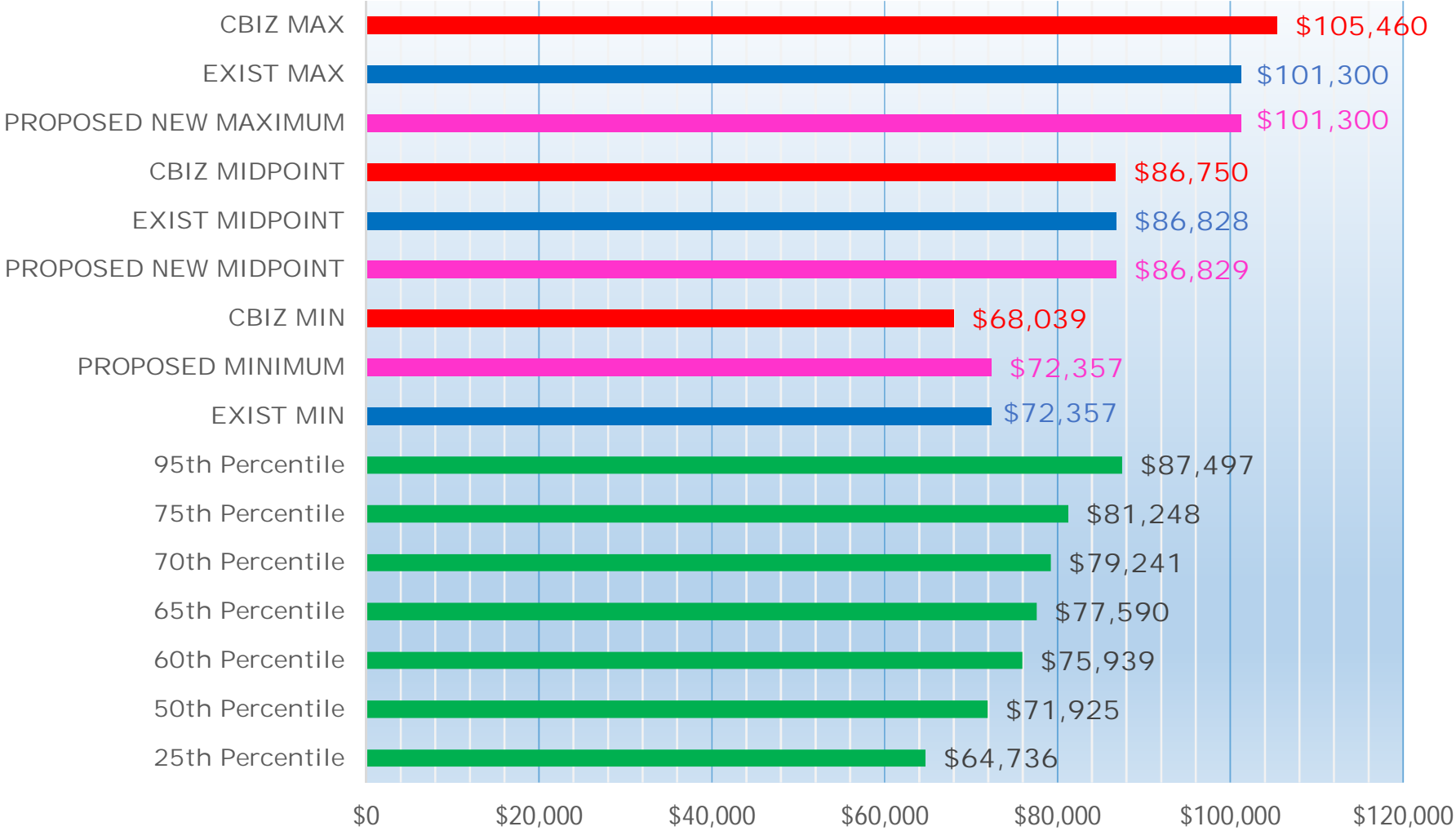
PROPOSED CLASS L4



Recreation Operations Superintendent

CBIZ CLASS 14

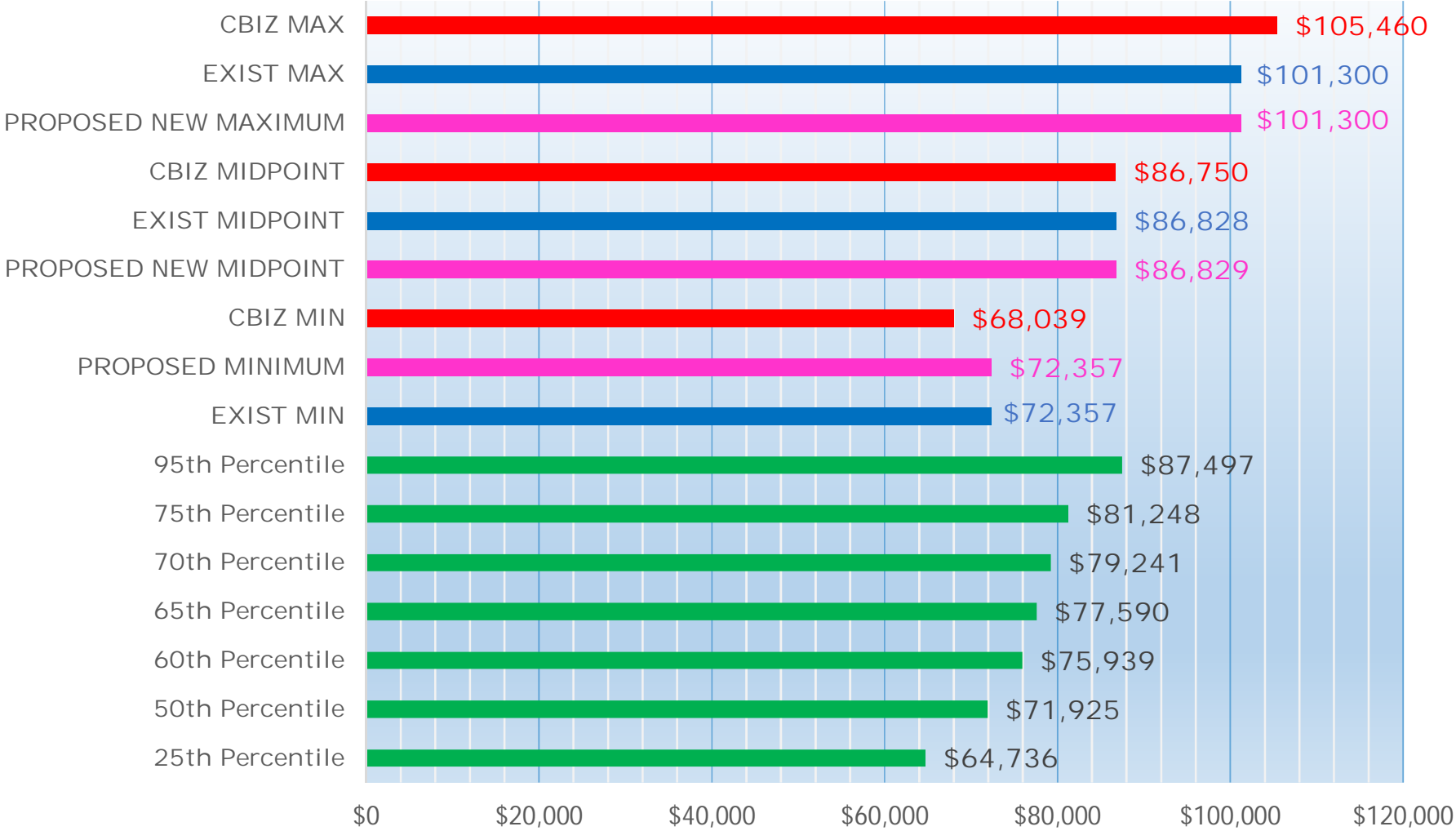
PROPOSED CLASS M4



Recreation Operations Superintendent

CBIZ CLASS 14

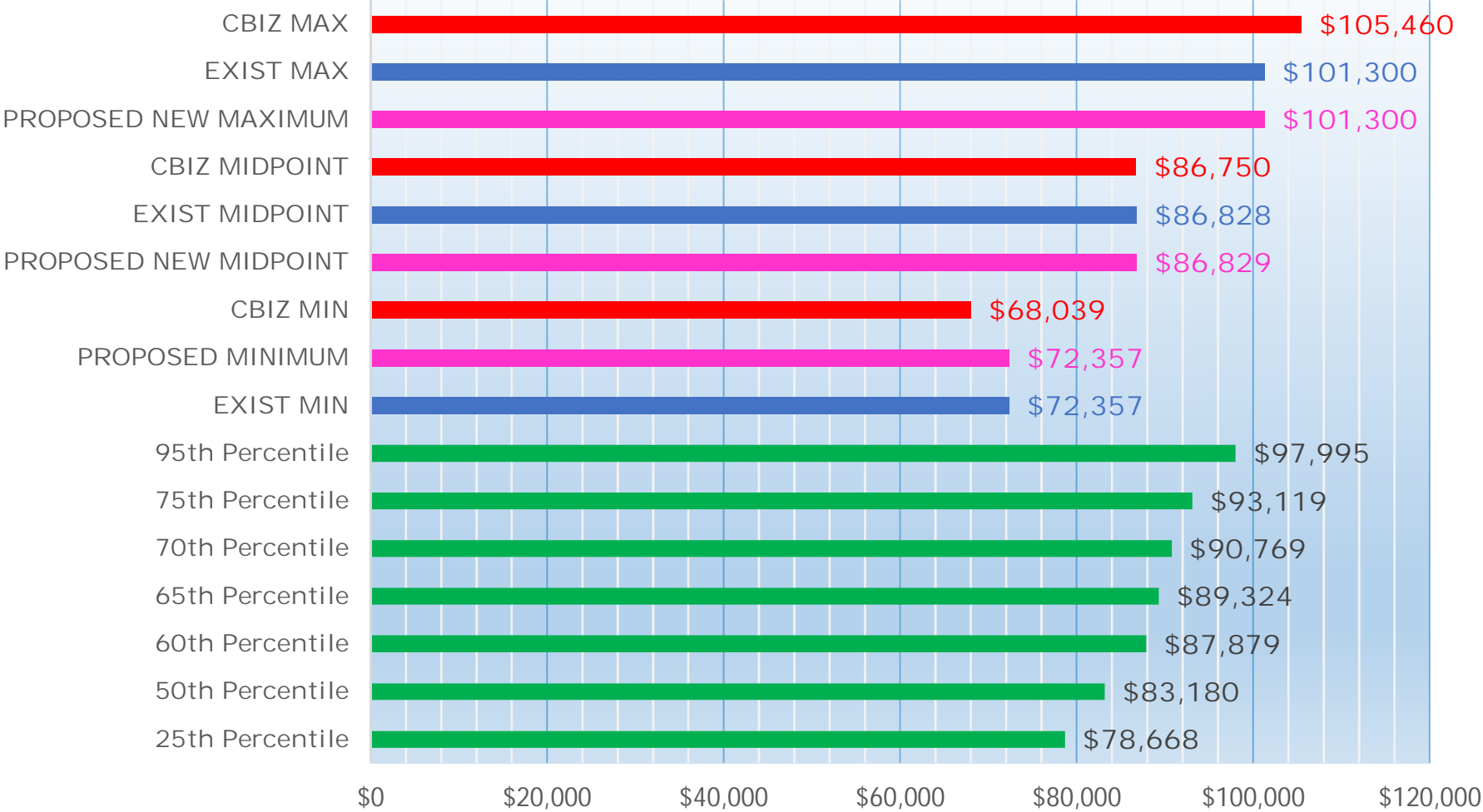
PROPOSED CLASS M4



Maint. Operations Superintendent

CBIZ CLASS 14

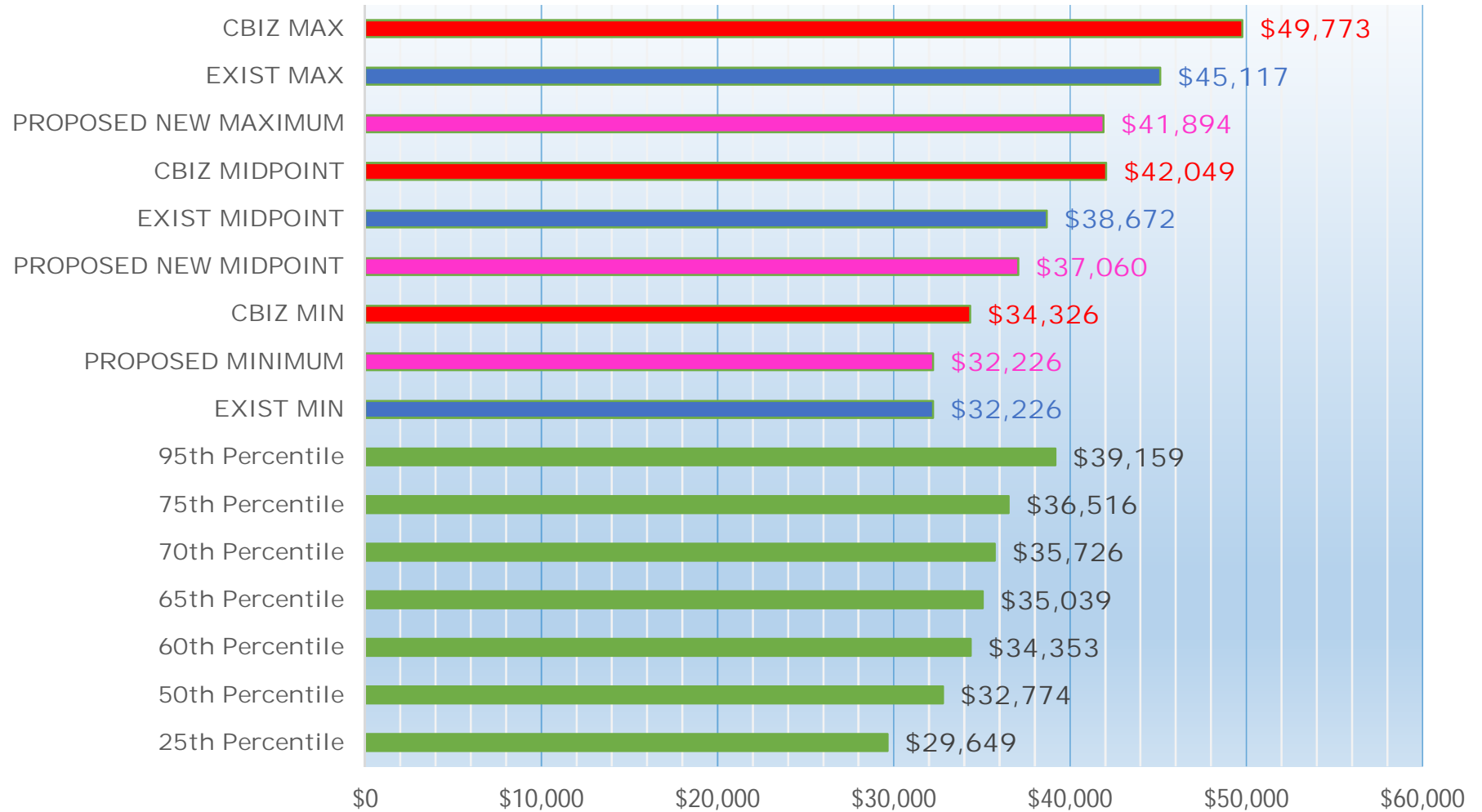
PROPOSED CLASS M4



Court Assistant

CBIZ CLASS 8

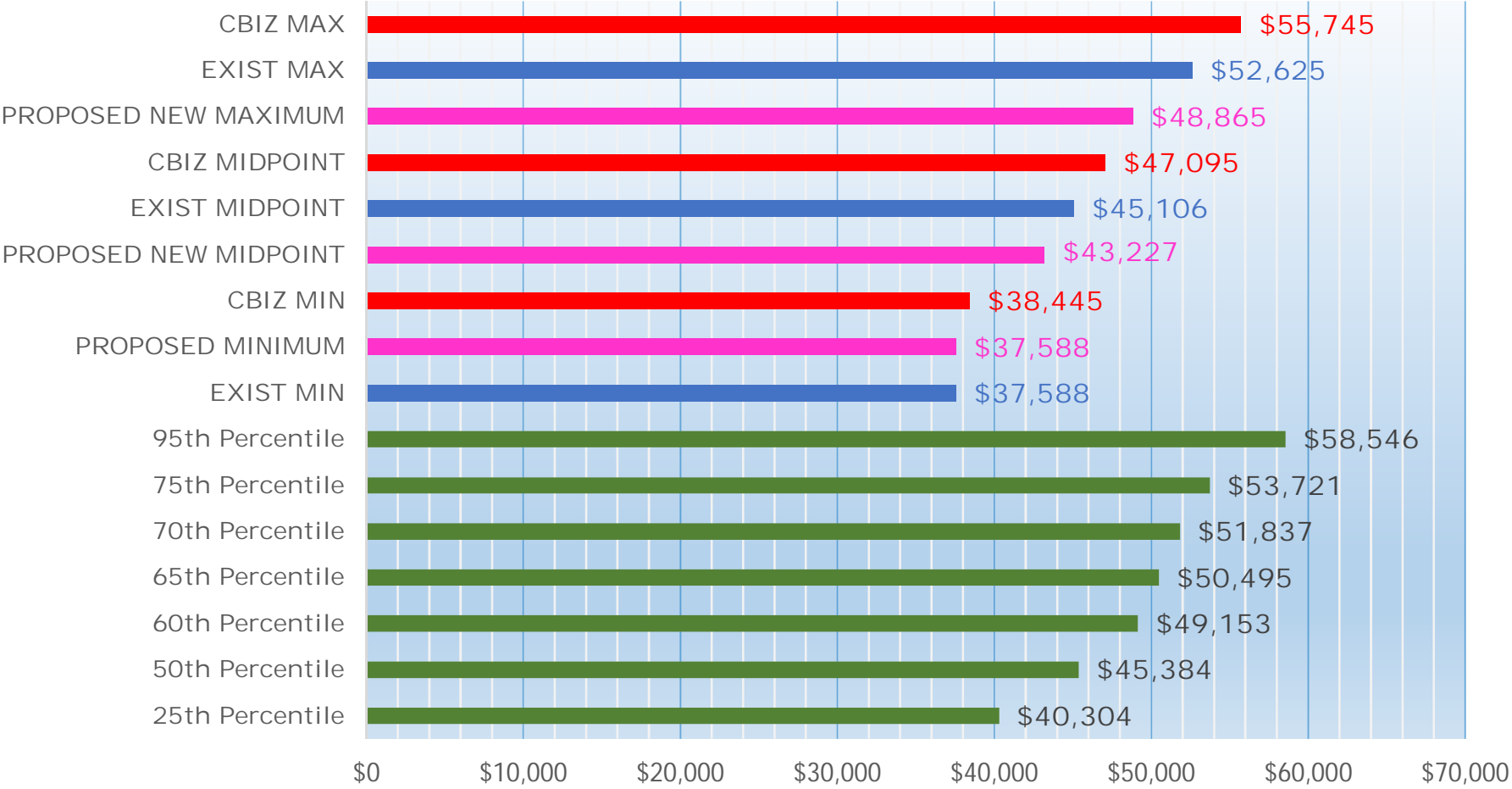
PROPOSED CLASS C4



Assistant Court Administrator

CBIZ CLASS 9

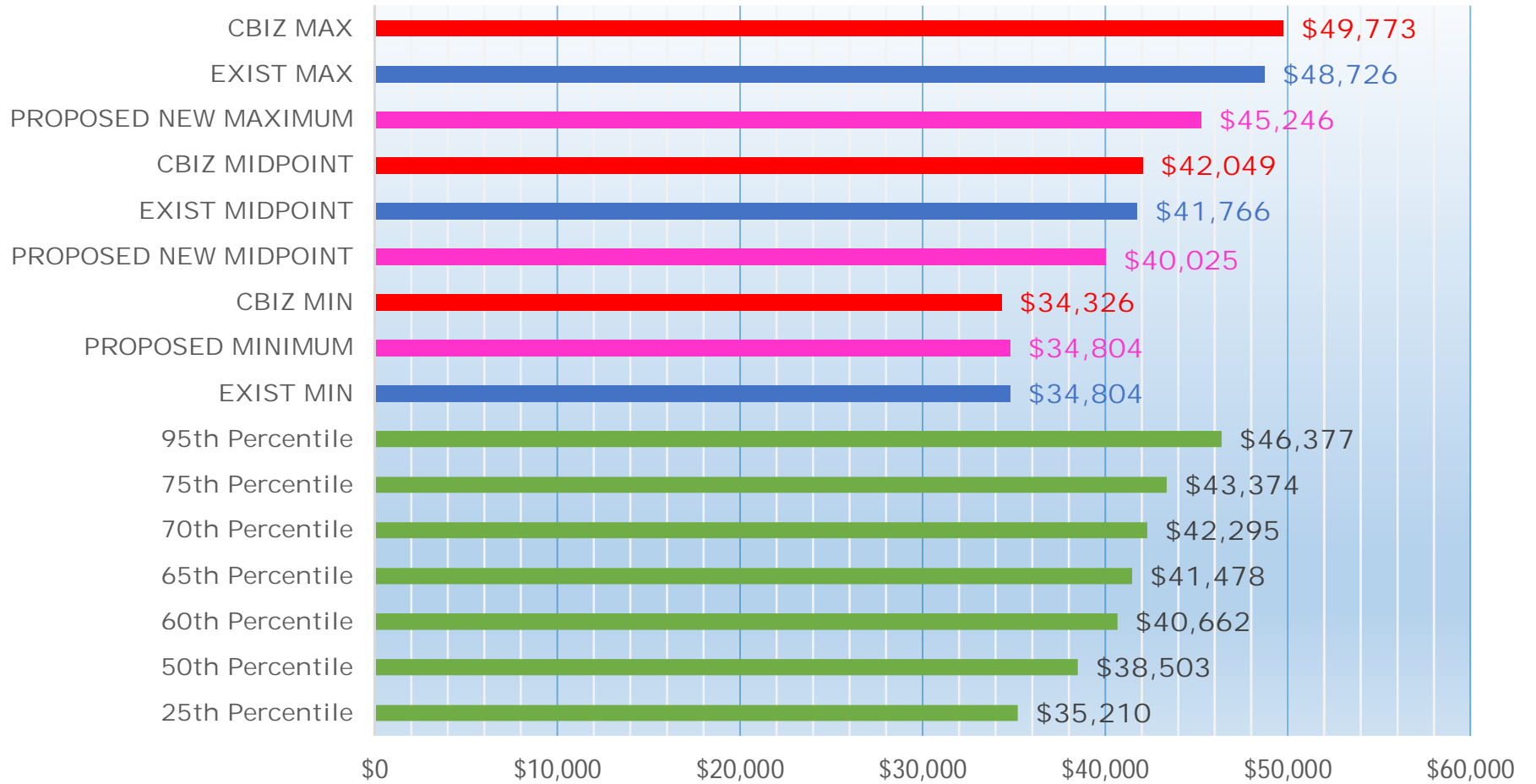
PROPOSED CLASS E



Records Clerk

CBIZ CLASS 8

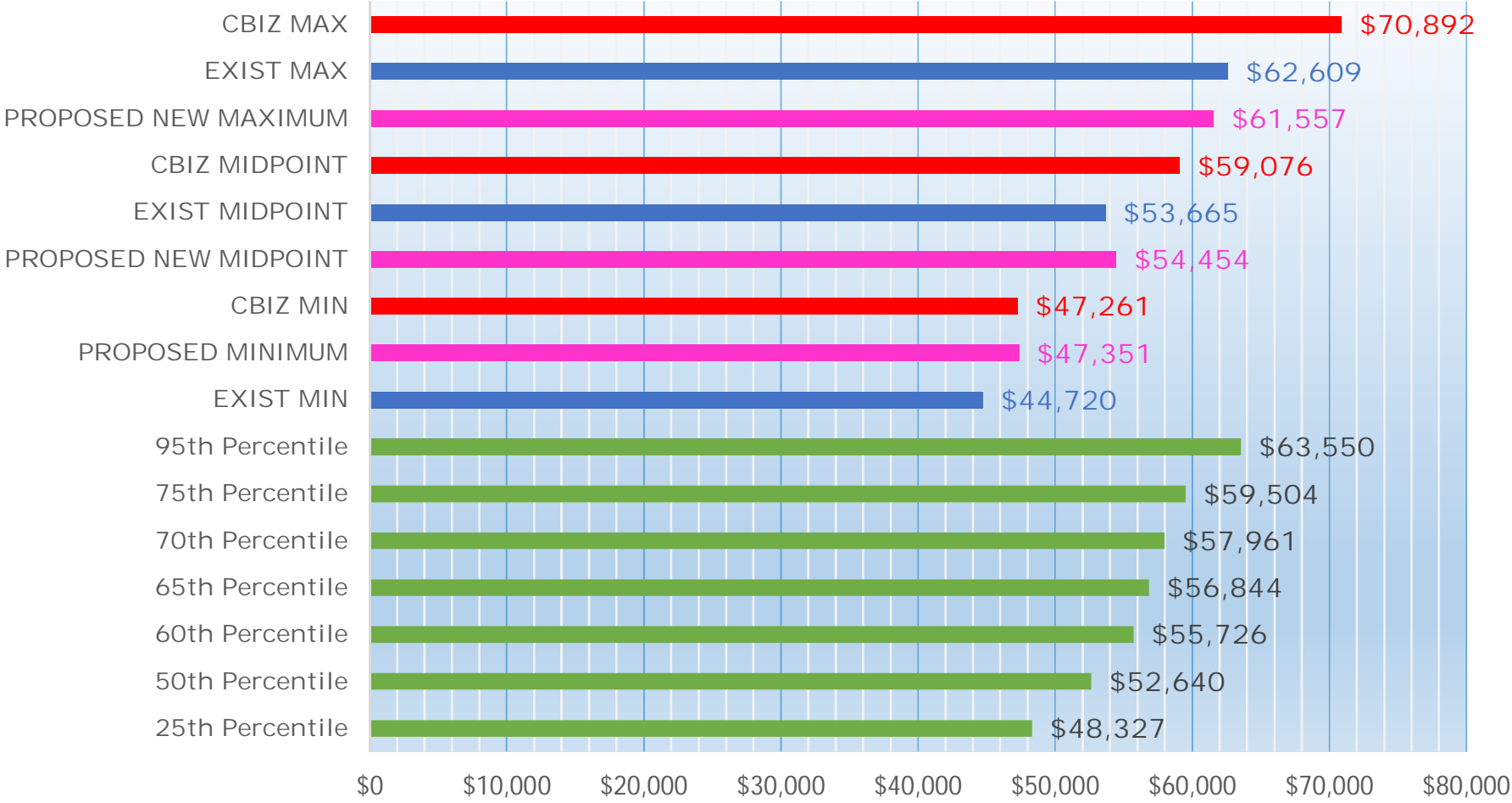
PROPOSED CLASS D



Communications Specialist

CBIZ CLASS 11

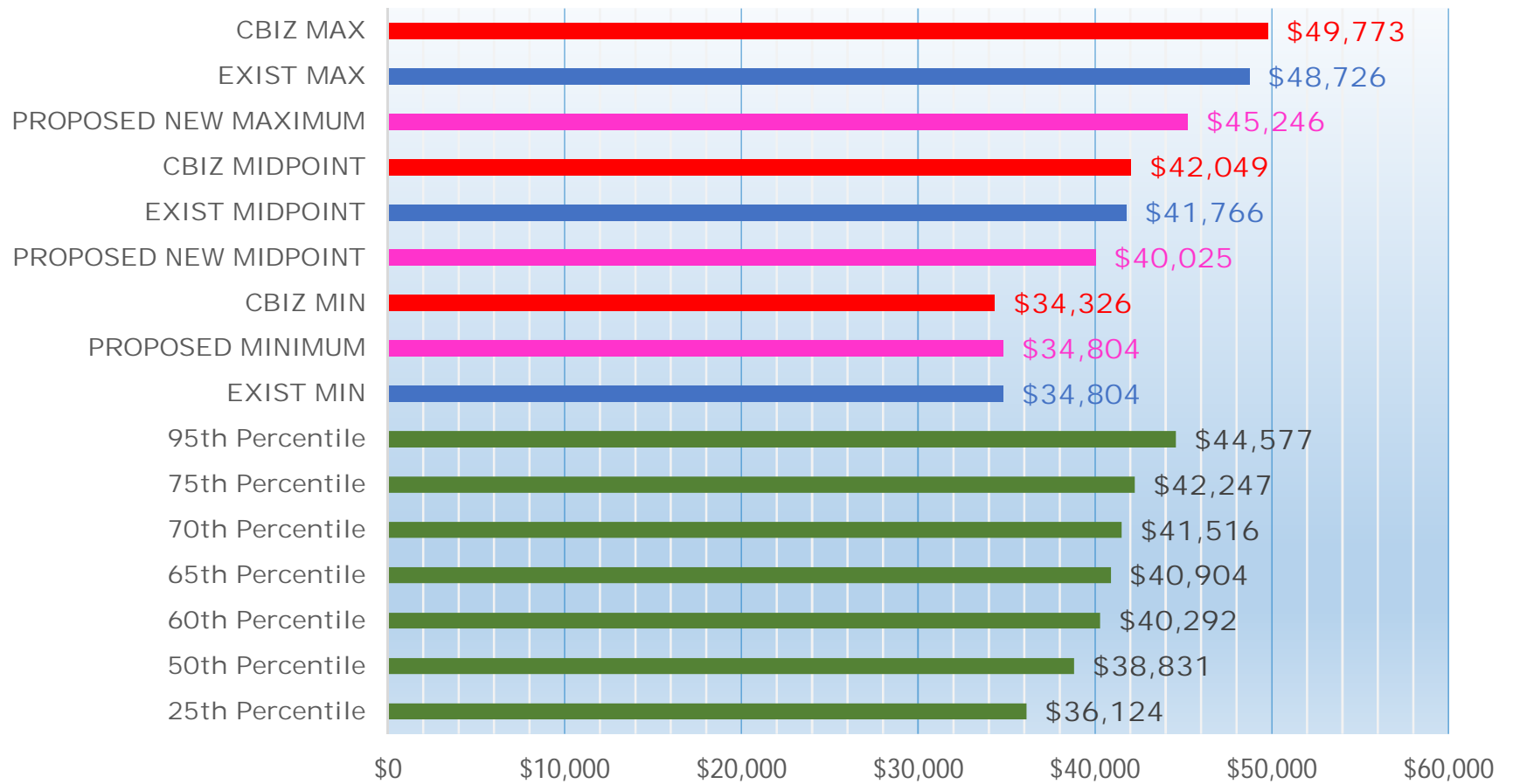
PROPOSED CLASS H



Detective Evidence Secretary

CBIZ CLASS 8

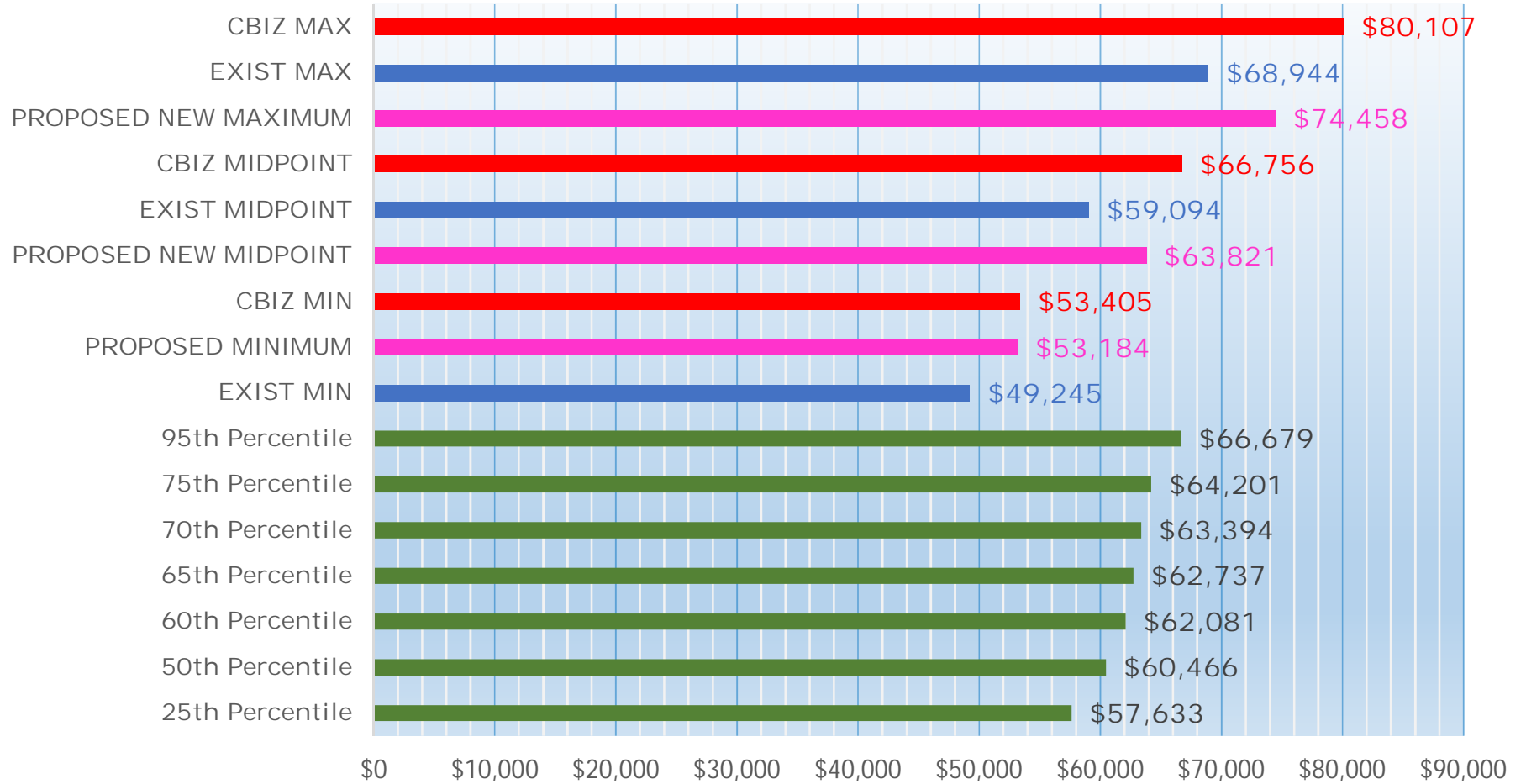
PROPOSED CLASS D



City Arborist - Urban Forestor

CBIZ CLASS 12

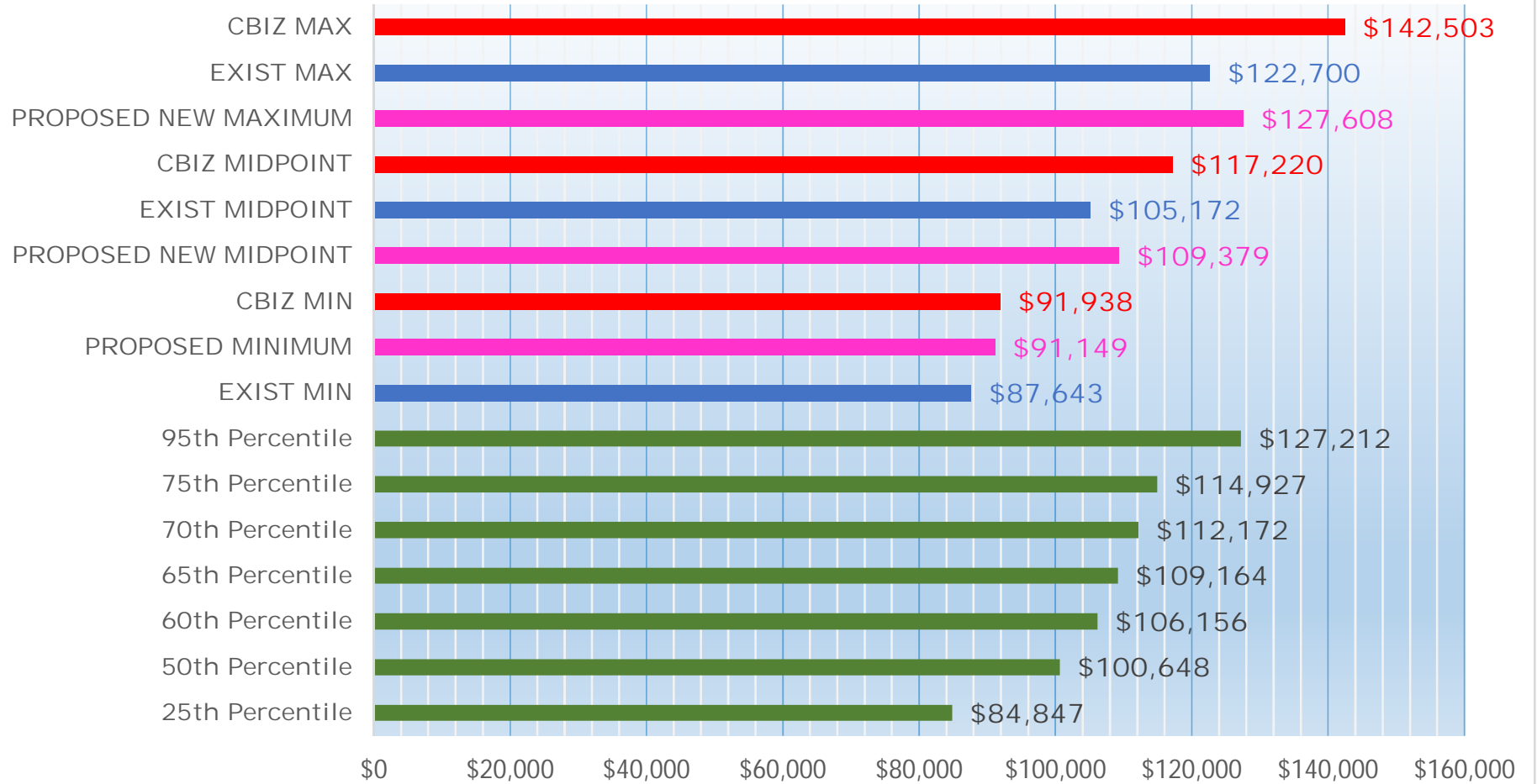
PROPOSED CLASS 14



Parks, Recreation and Arts Director

CBIZ CLASS 16

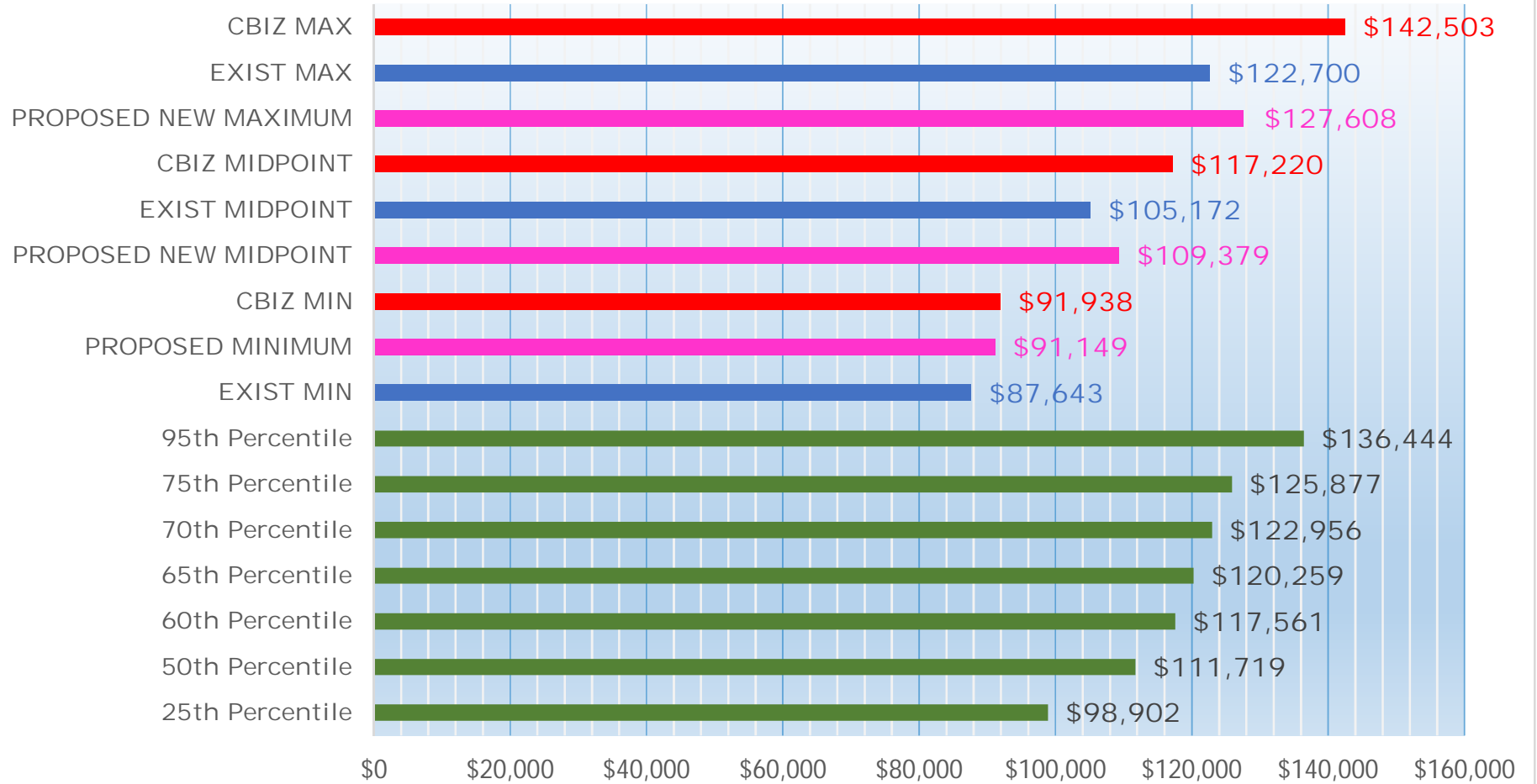
PROPOSED CLASS P4



Finance Director

CBIZ CLASS 16

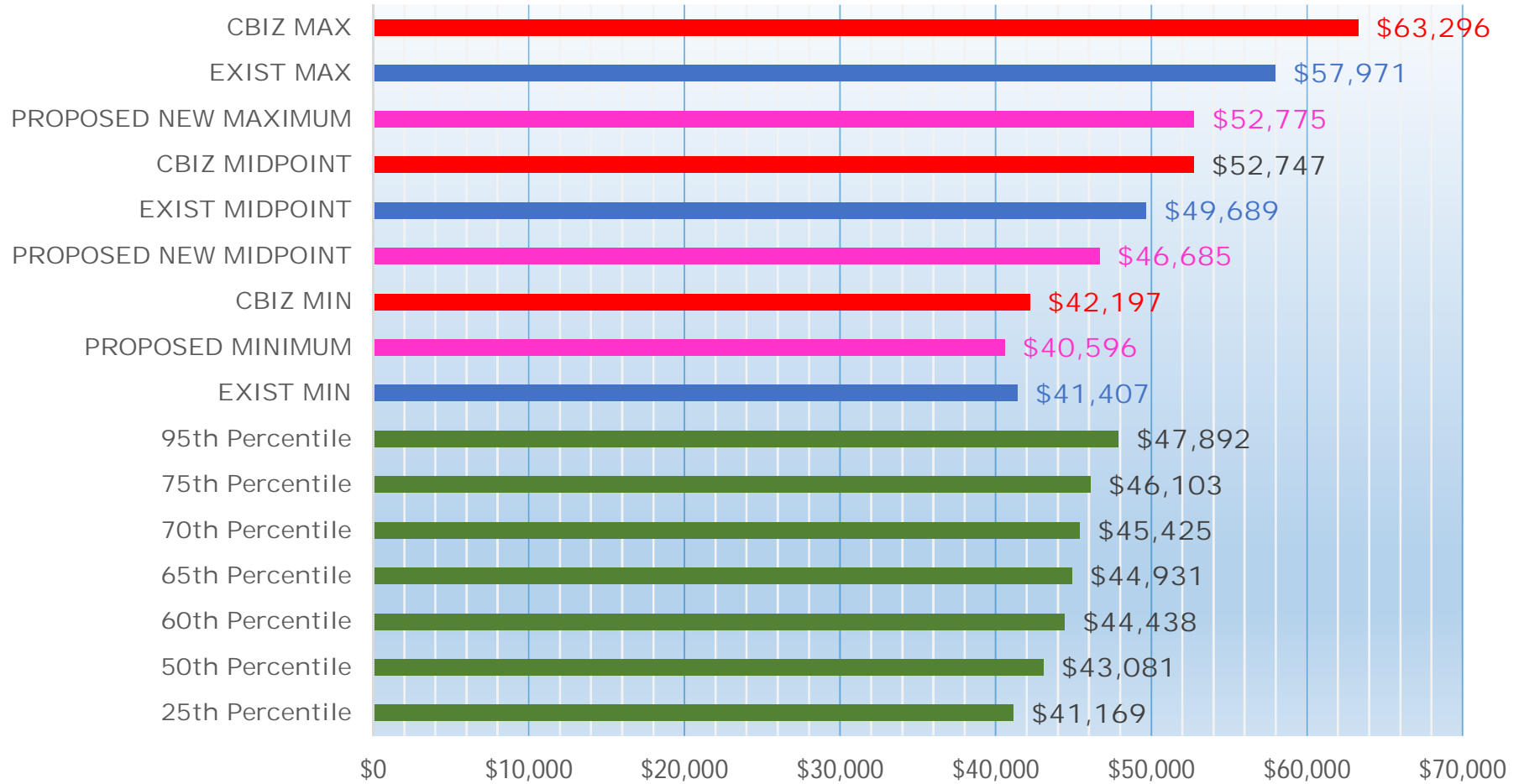
PROPOSED CLASS P4



Accounting Clerk

CBIZ CLASS 10

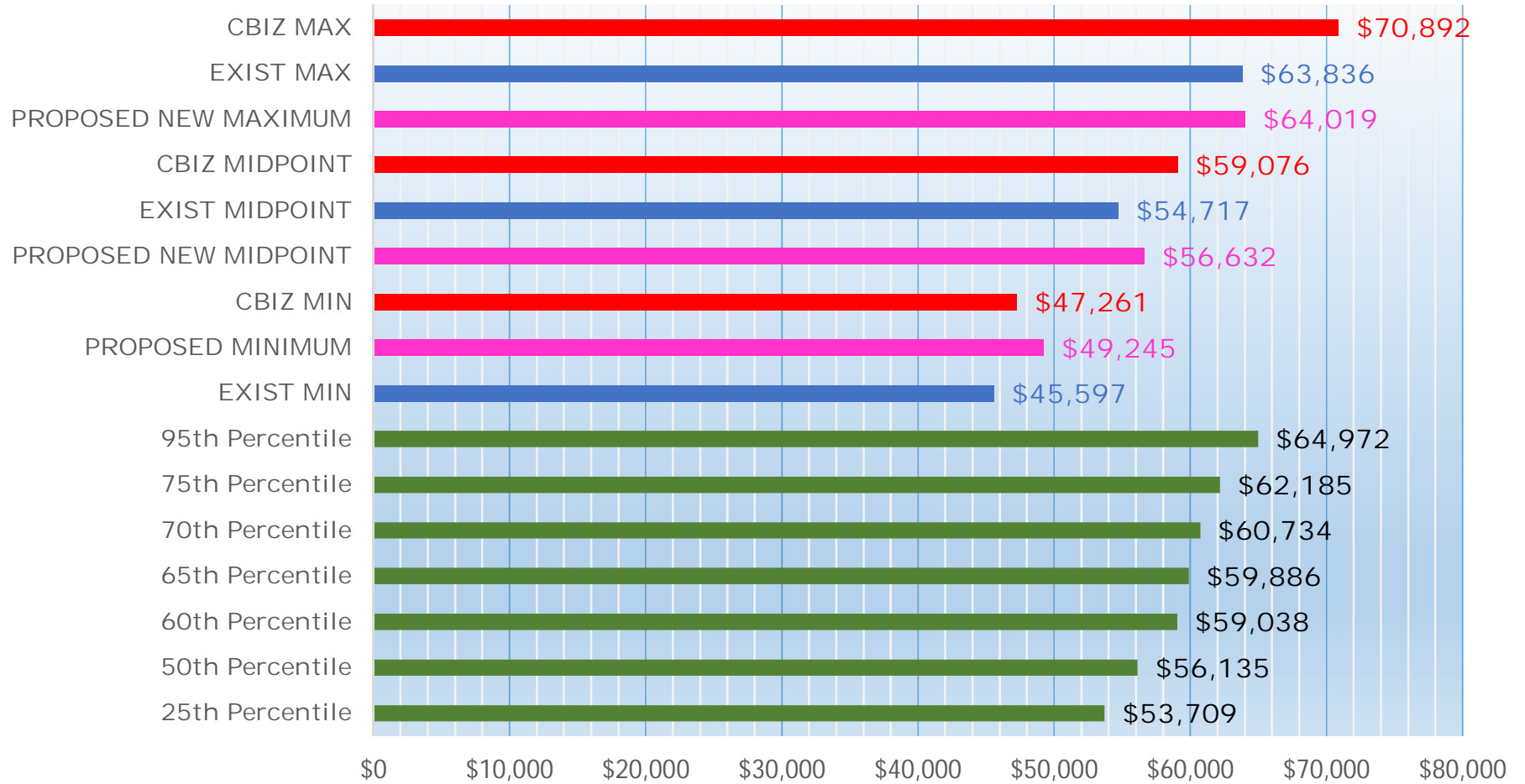
PROPOSED CLASS F



Senior Accountant

CBIZ CLASS 11

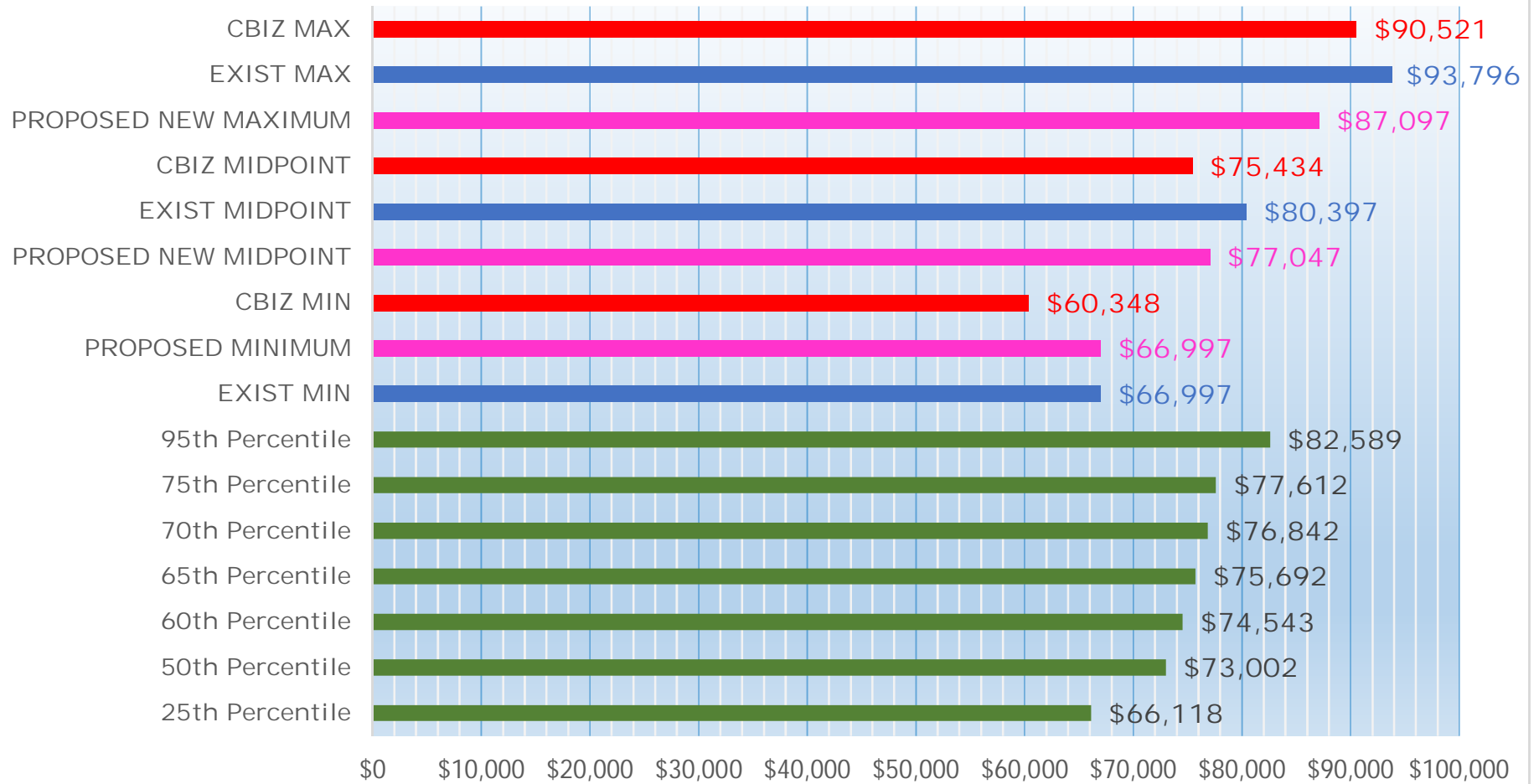
PROPOSED CLASS H4



Civil Engineer

CBIZ CLASS 13

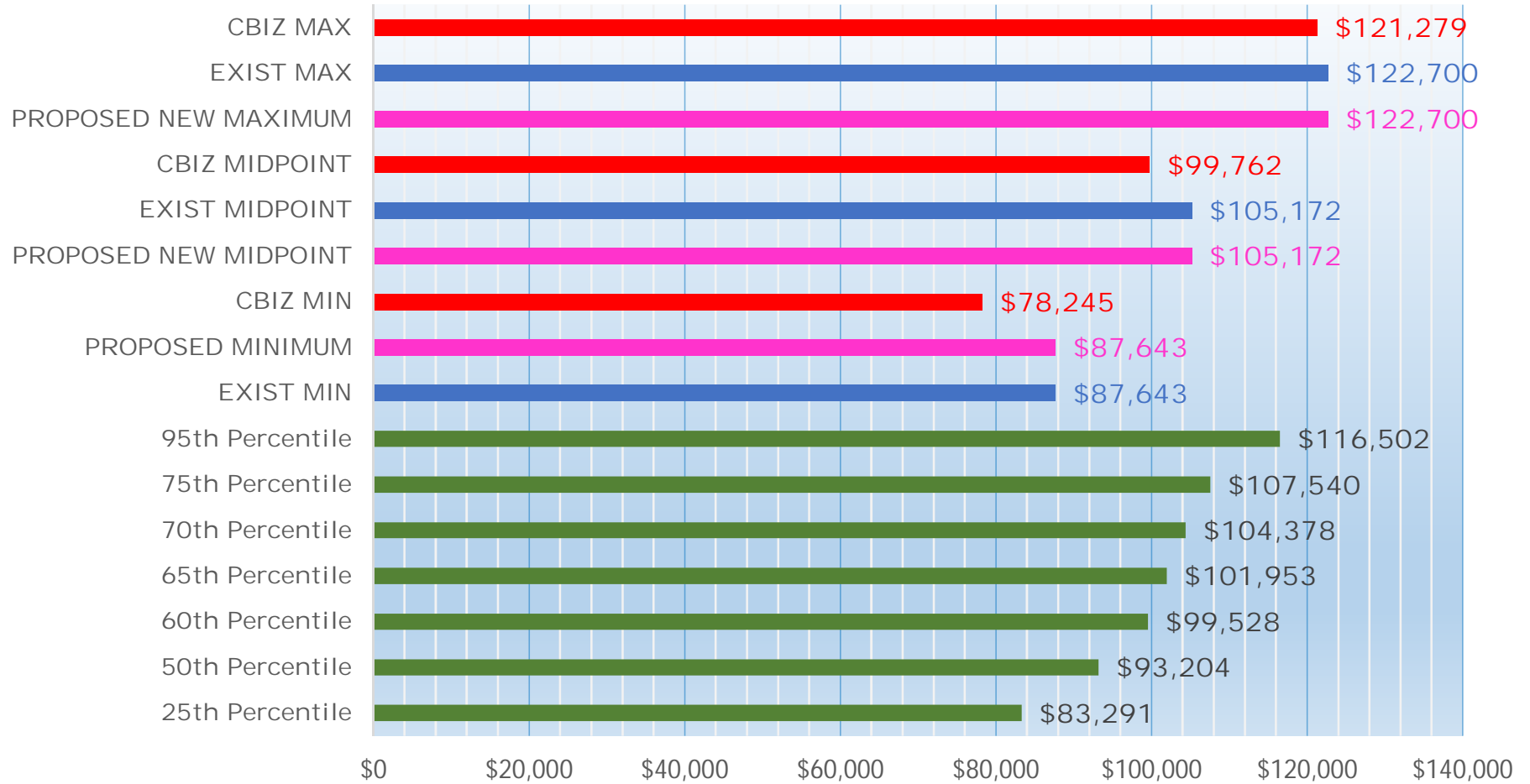
PROPOSED CLASS L4



Information Technology Director

CBIZ CLASS 15

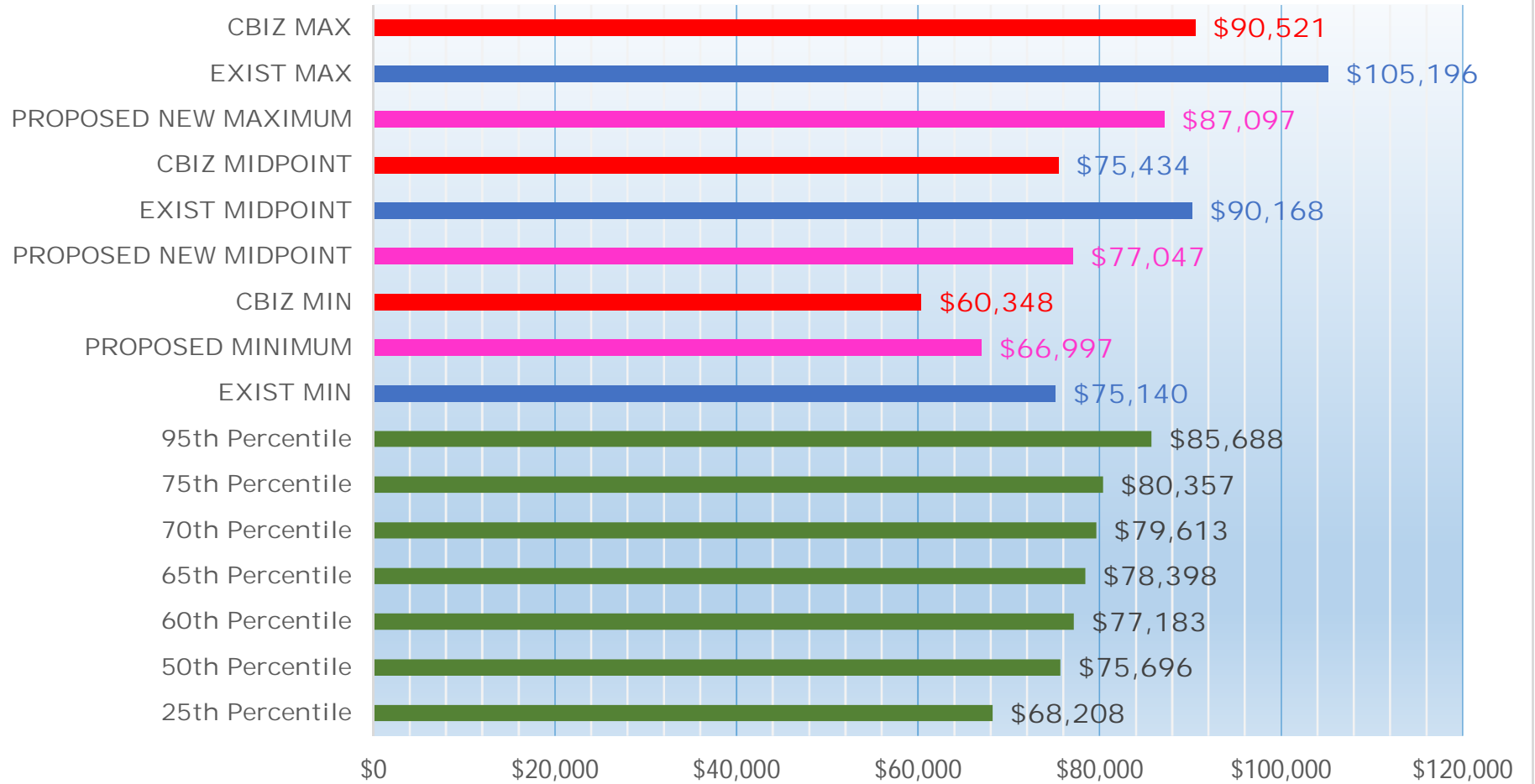
PROPOSED CLASS P



Project Manager

CBIZ CLASS 13

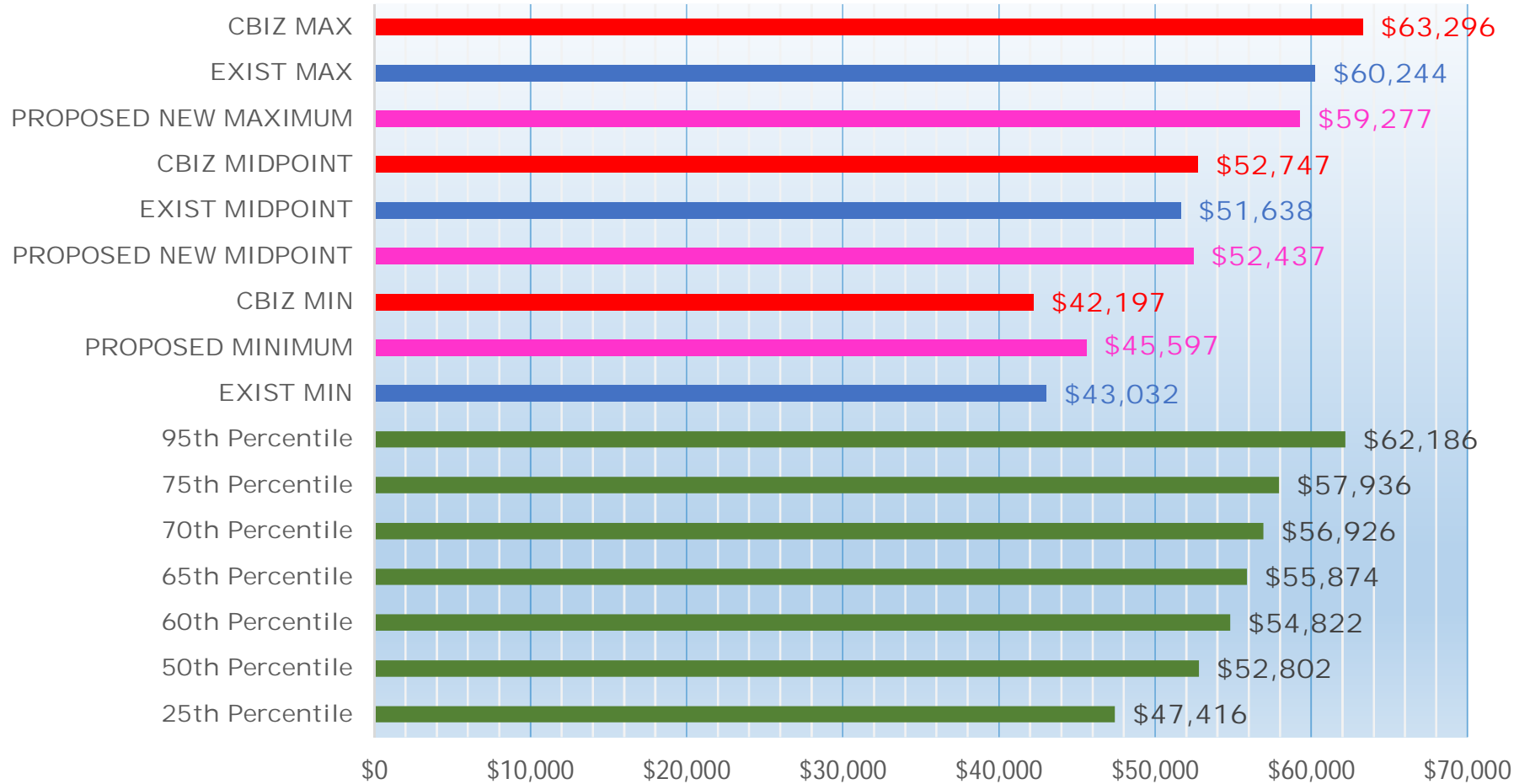
PROPOSED CLASS L4



Fleet Maintenance Mechanic

CBIZ CLASS 10

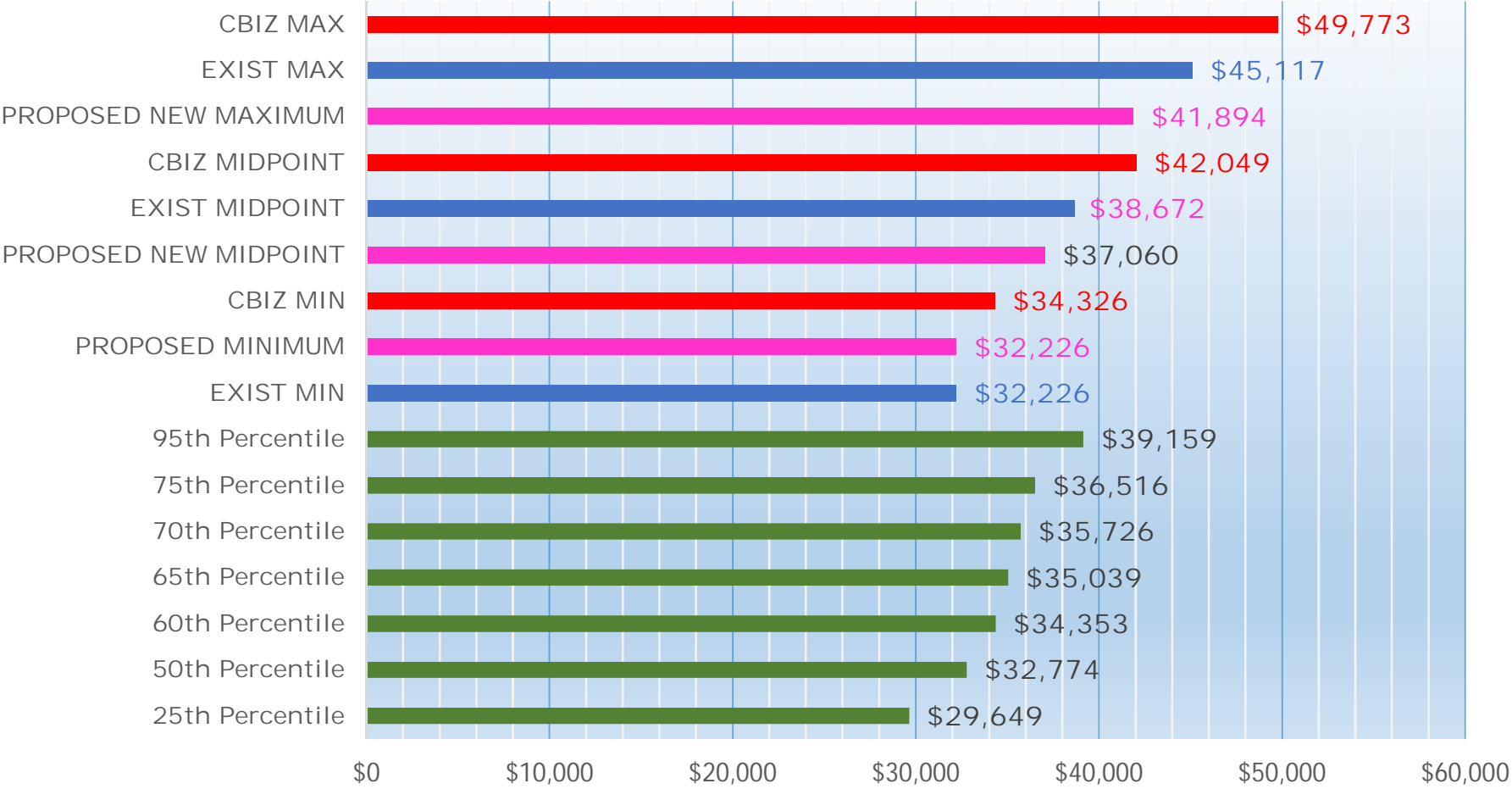
PROPOSED CLASS G4



Customer Service Representative

CBIZ CLASS 8

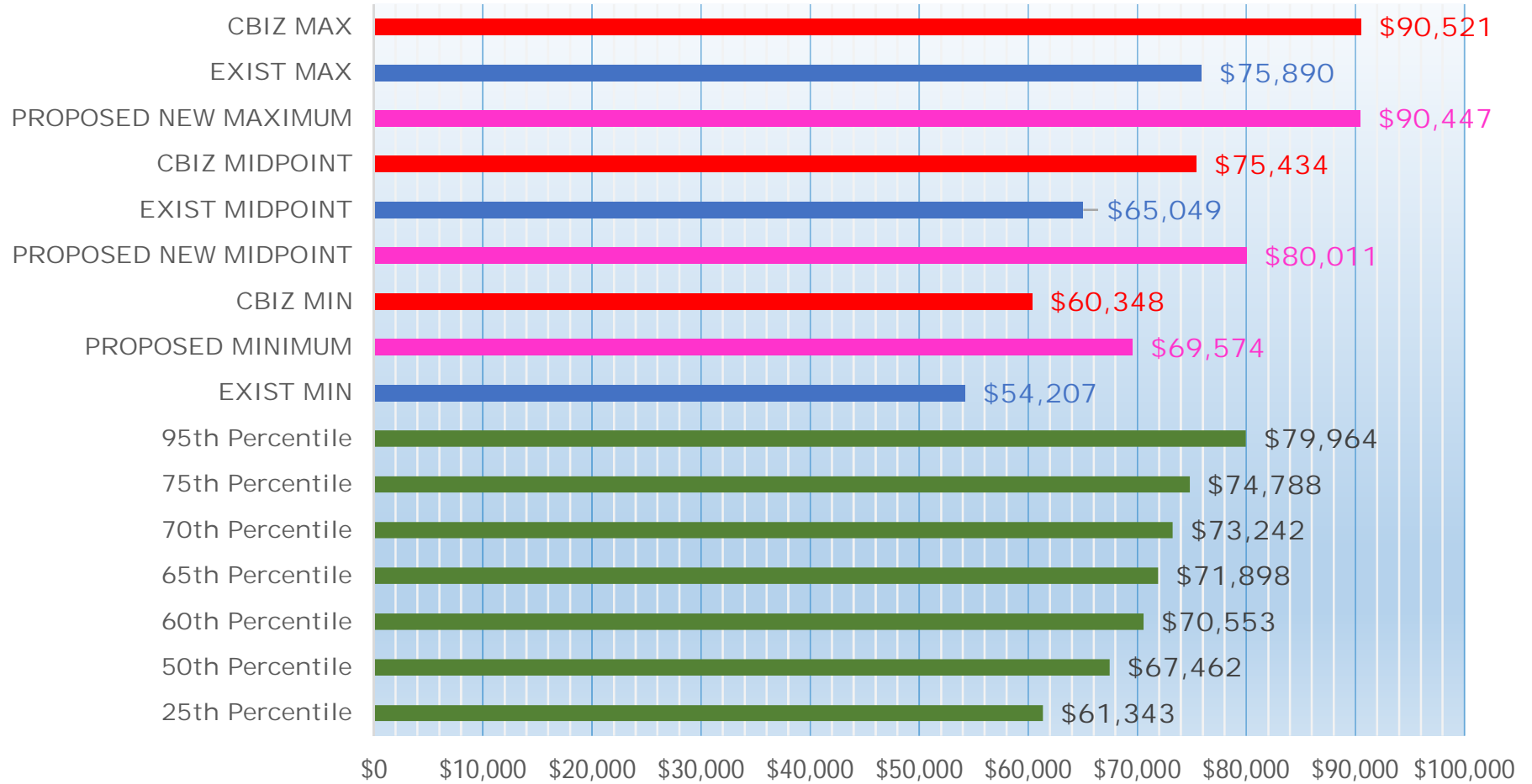
PROPOSED CLASS C



Computer Programmer

CBIZ CLASS 13

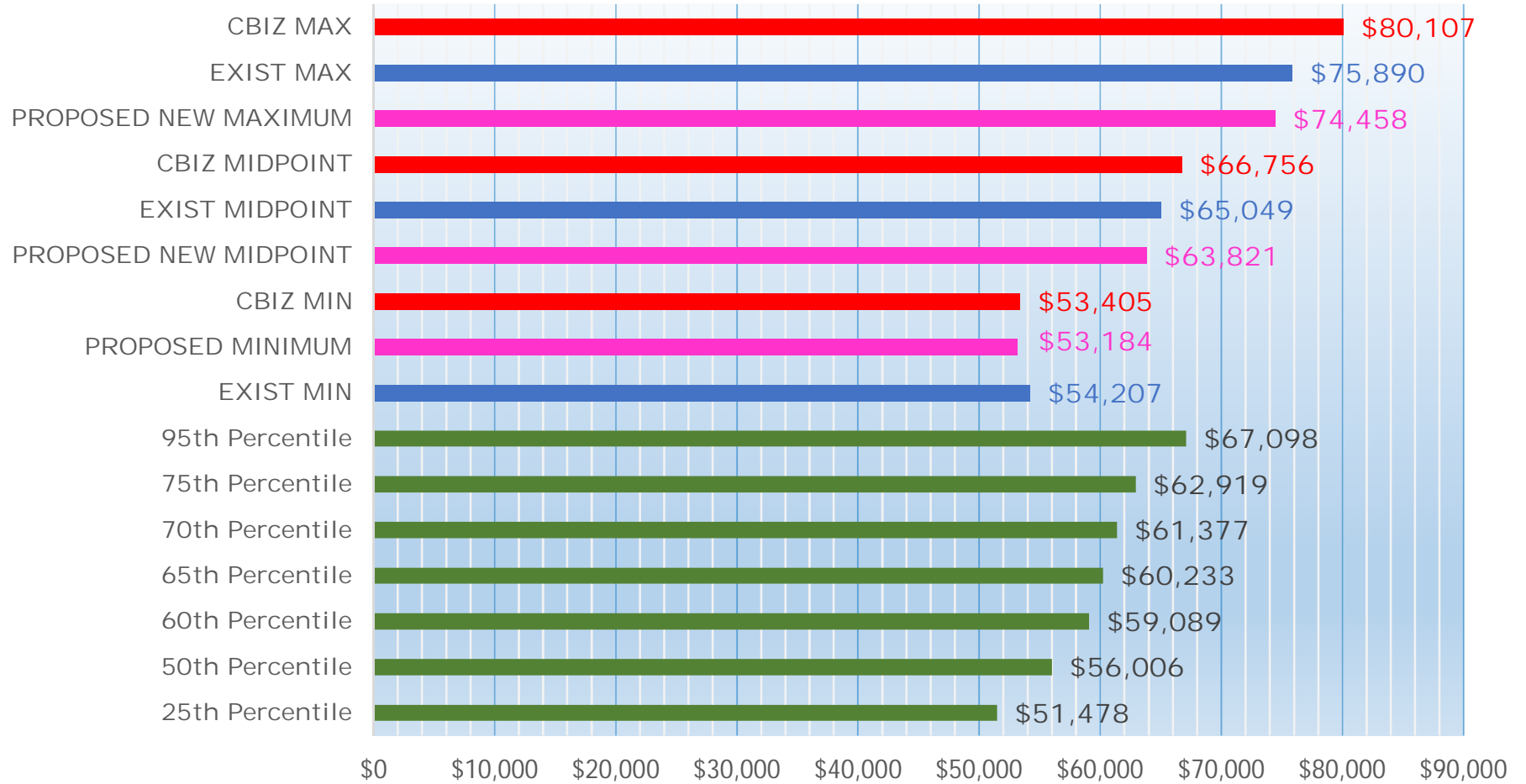
PROPOSED CLASS M



Employee Services Administrator

CBIZ CLASS 12

PROPOSED CLASS 14



Court Administrator

CBIZ CLASS 12

PROPOSED CLASS J4

