



690 Chesterfield Pkwy W • Chesterfield MO 63017-0760
Phone: 636-537-4000 • Fax 636-537-4798 • www.chesterfield.mo.us

Planning Commission Staff Report

Project Type:	Sign Approval
Meeting Date:	March 26, 2012
From:	Kristian Corbin, Project Planner
Location:	Chesterfield Retail
Applicant:	S.O.I. Signs
Description	<u>Chesterfield Retail:</u> A request for an amendment to the Sign Package for the Chesterfield Retail development for an increase in height to the existing monument sign.

PROPOSAL SUMMARY

S.O.I. Signs, on behalf of Southern Real Estate & Financial Co., has submitted a request for an amendment to the Sign Package for the Chesterfield Retail development. The proposed amendment is for an increase in height to the existing monument sign. The Department of Planning, Public Works, and Parks has reviewed the request and submits the following report.

LAND USE AND ZONING HISTORY OF SUBJECT SITE

The Chesterfield Retail development is a 1.93-acre tract of land located at Clarkson Road and Old Baxter Road, south of Chesterfield Parkway East. The subject site was zoned "PC" Planned Commercial District via City of Chesterfield Ordinance 1884 in October of 2002.

In January of 2003, the Site Development Plan was approved by Planning Commission. Subsequently, A Sign Package was submitted to the City of Chesterfield and approved in October of 2003. In April of 2004, an Amended Site Development Plan was submitted for review and was approved by the Planning Commission. The amendment was to

revise the rear architectural elevations of the one-story structure for the relocation of mechanical equipment to ground level.

Surrounding Land Use and Zoning

The land use and zoning for the properties surrounding this parcel are as follows:

North: Chesterfield Parkway East is to the north of the property.

South: To the south of the subject site is the Chesterfield Oaks subdivision which is currently zoned "PC" Planned Commercial District.

East: To the east of the subject site is the Baxter Lane Subdivision which is zoned "NU" Non-Urban District.

West: To the west of the subject site is the Chesterfield Crossing Subdivision which is zoned "C8" Planned Commercial District.





Photo of existing signage



Photo of existing signage



Photo of existing monument sign

STAFF ANALYSIS

City of Chesterfield Ordinance 1884 which governs the site requires a sign package for the overall development. The purpose of a Sign Package is to provide flexible sign criteria that promote superior design and are tailored to a specific development.

The petitioner is requesting an amendment to the currently approved Sign Package to increase the size of the monument sign from five (5) feet six (6) inches to six (6) feet nine (9) inches. The sign requirements found in Section 1003.168C.2.2(a) of the City of Chesterfield Zoning Ordinance state that any monument sign exceeding six (6) feet in height, is subject to Planning Commission approval up to a maximum of twenty (20) feet. In this particular case, the Planning Commission can approve the height of the free standing sign as part of the sign package. The reason for requesting additional height to the free standing sign is to create additional space for new tenant names. The free standing sign is to remain in the same location where it exists today as approved in the original sign package (see figure 1 below). No other amendments are being requested to the approved sign package. The requested amendment to the sign package is marked as Exhibit A and the full sign package with this change as is provided for you and marked as Exhibit B.



Figure 1

DEPARTMENTAL INPUT

The requested increase in height for the monument sign would result in a total increase of one (1) foot three (3) inches from the current sign package for Chesterfield Retail. The submittal is in compliance with all applicable City of Chesterfield ordinances. The Department of Planning, Public Works, and Parks recommends approval of the Sign Package amendment.

MOTION

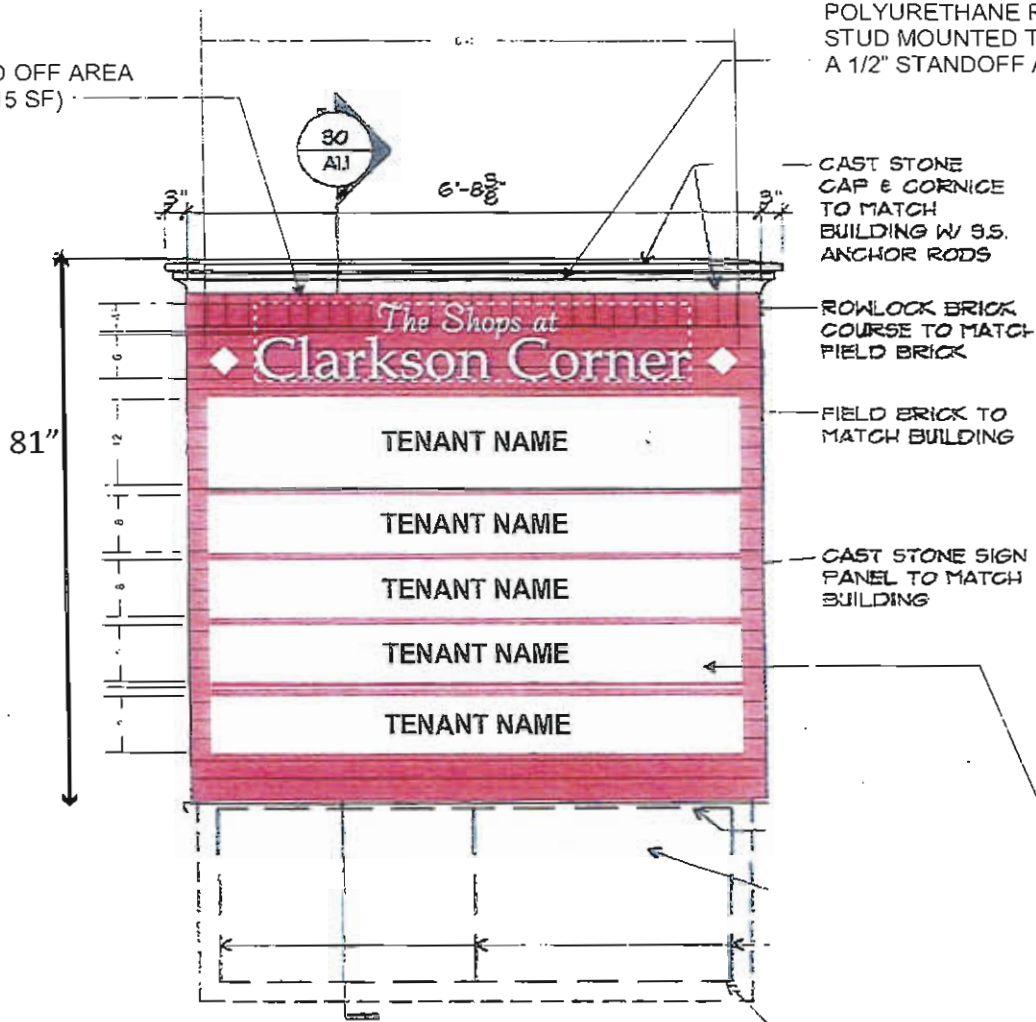
The following options are provided to the Planning Commission for consideration relative to this application:

- 1) "I move to approve (or deny) the Amended Sign Package for Chesterfield Retail."
- 2) "I move to approve the Amended Sign Package for Chesterfield Retail with the following conditions....." (Conditions may be added, eliminated, altered or modified)

Cc: Michael G. Herring, City Administrator
Rob Heggie, City Attorney
Michael O. Geisel, Director of Planning, Public Works and Parks
Aimee Nassif, Planning and Development Services Director

Attachments: Exhibit A (Proposed amendment to the sign package)
Exhibit B (Full sign package)

ENTIRE BOXED OFF AREA
(10" X 5'-0") (4.15 SF)



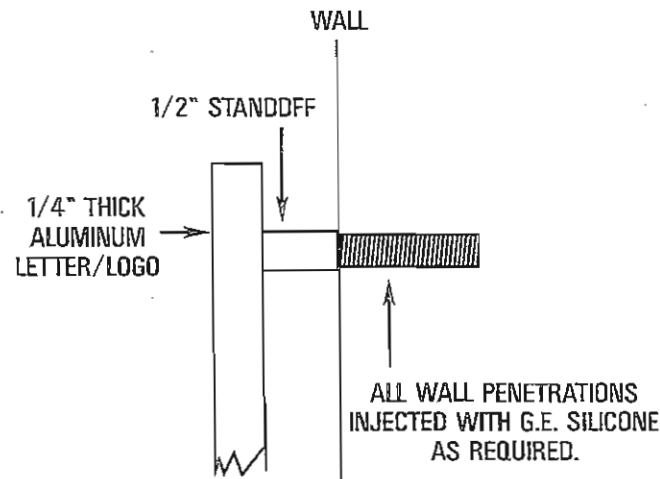
1/4" THICK ALUMINUM CUT OUTS WITH AN ACRYLIC POLYURETHANE PAINT FINISH (COLOR TBD)
STUD MOUNTED TO BRICK BACKGROUND WITH A 1/2" STANDOFF AS REQUIRED.

CAST STONE CAP & CORNICE TO MATCH BUILDING W/ S.S. ANCHOR RODS

ROWLOCK BRICK COURSE TO MATCH FIELD BRICK

FIELD BRICK TO MATCH BUILDING

CAST STONE SIGN PANEL TO MATCH BUILDING



F.C.O. ALUMINUM LETTER DETAIL - NT:

1" DEEP ALUMINUM PAN FACES MOUNTED FLUSH TO STONE BACKGROUND WITH CONCEALED ANGLE CLIPS AS REQUIRED.

PANS PAINTED TO MATCH STONE (VERIFY PAINT CODE).

TENANT COPY TO BE 1/4" THICK ALUMINUM CUT OUTS STUD MOUNTED FLUSH TO PAN FACES.


(VERIFY COPY AND COLORS).

29 MONUMENT SIGN ELEVATION

SCALE: 1/2" = 1'-0"

HOOK

TENANT SIGN CRITERIA
The Shops at Clarkson Corner
Chesterfield, Missouri



1) SIGN CRITERIA

a) Signage Requirements

- i) Number of Signs
- ii) Prohibited Signs
- iii) Time Clock

b) Store Identification Sign Specifications

- i) Sign Type
- ii) Store Name
- iii) Illumination
- iv) Sign Locations
- v) Monument Sign



2) ELEVATIONS

a) Monument Sign

- i) Elevation

1) SIGN CRITERIA

The following outlines the basic sign criteria for retail tenants.

a) Signage Requirements

i) Number of Signs

Tenant shall identify the premises by installing externally illuminated signs and/or other graphic treatments on the storefront elevation facing the parking lot and Clarkson Road. Tenants with multiple store concepts with individual entries may provide signage for each concept over each entry.

ii) Prohibited Signage

(1) All signage shall be approved by the Landlord and subject to the final approval from the City of Chesterfield.

(2) The following types of signs and sign components shall not be permitted.

- (a) Boxed or cabinet type.
- (b) Paper or cardboard.
- (c) Freestanding (except Landlord's monument sign).
- (d) Moving or flashing.
- (e) Noise or odor producing.
- (f) Direct exposed lamps.
- (g) Exposed fastenings.
- (h) Exposed neon.
- (i) Plexi-face channel internally illuminated letter.

(3) Sign company names or stamps shall be concealed and not be visible to public view.

(4) All signs and their installation shall comply with all local building and electrical codes.

iii) Time Clock

A seven calendar-day, 24-hour time clock shall be provided by Tenant to control illumination of Tenant's signs during required hours designated by Landlord.

b) Store Identification Sign Specifications

i) Sign Type

All tenants are required to provide illuminated signage either internally illuminated or illuminated from an external source via gooseneck type light fixtures. Letters may be made out of the following:

- (1) Metal reverse channel with neon illumination.
- (2) Metal pin-set non-internally illuminated.
- (3) Sign panel with raised letters and borders.
- (4) Applied graphics glazing.

ii) Store Name

Store identification signs shall be limited to the store name. Wording of signs shall not include the product sold except as part of Tenant's trade name.

iii) Illumination

Illumination of the main tenant signs is required.

iv) Sign Locations

Sign types shall be at locations on the building and shall include the following:

- (1) Main store identification signage over store entrances or at other architecturally significant building features.
- (2) Awnings at windows or over doors with non-illuminated graphic treatment applied to the awning fabric. If Item 1 above is to be used as signage, no graphics will be allowed on awnings.
- (3) Applied graphics directly to the inside face of the storefront glazing.

v) Monument Sign

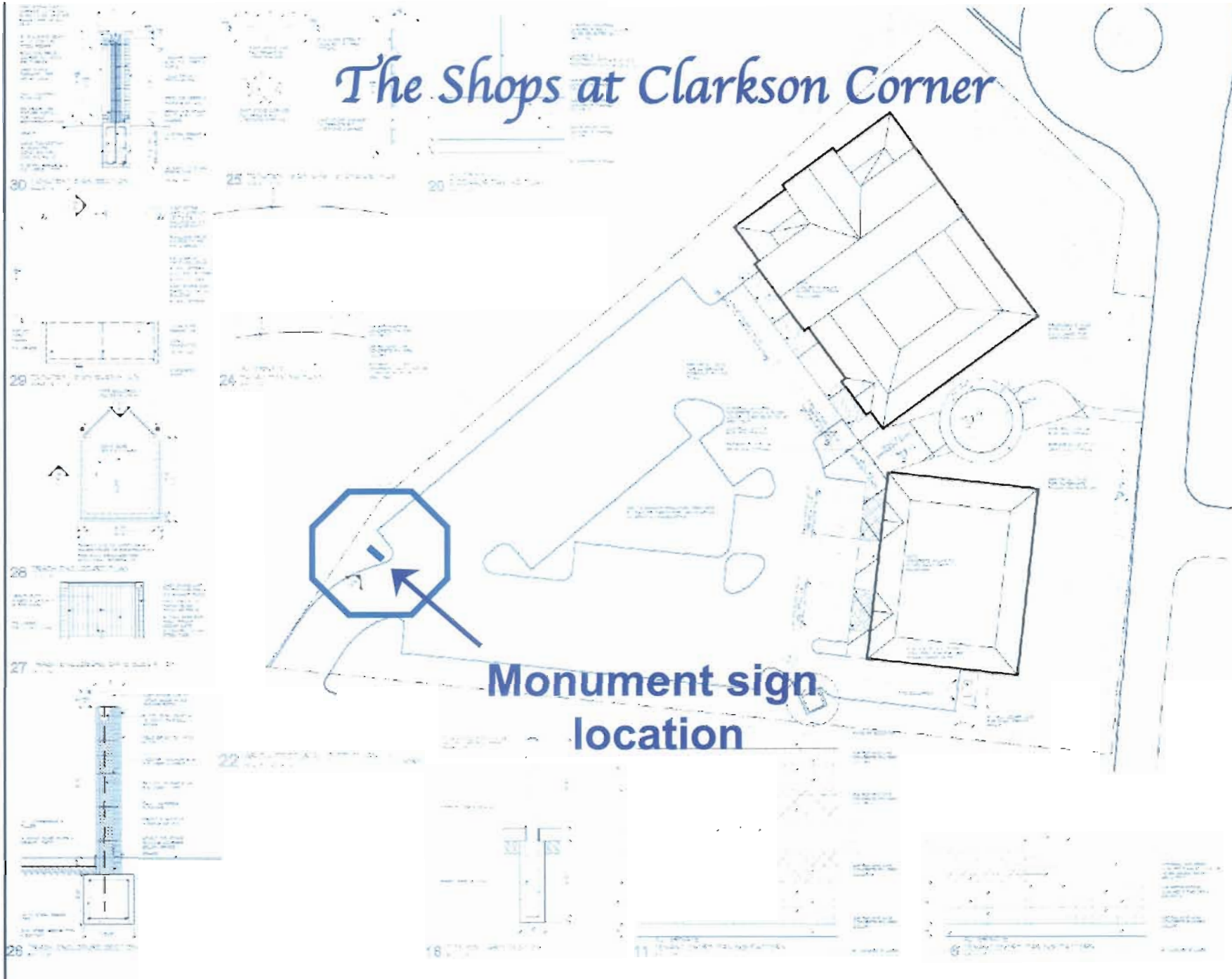
Tenants will be allowed one sign located on the Landlord monument sign. Signs letters will be non-internally illuminated. Letters for the sign shall be painted aluminum stud mounted to aluminum panels. Illumination for the signs shall be from one external illumination source provided by the Landlord mounted on the ground in front of the sign. The light source shall be situated so no light is cast on public right-of-way or adjoining property.

2) ELEVATIONS

a) Monument Sign

i) Elevation

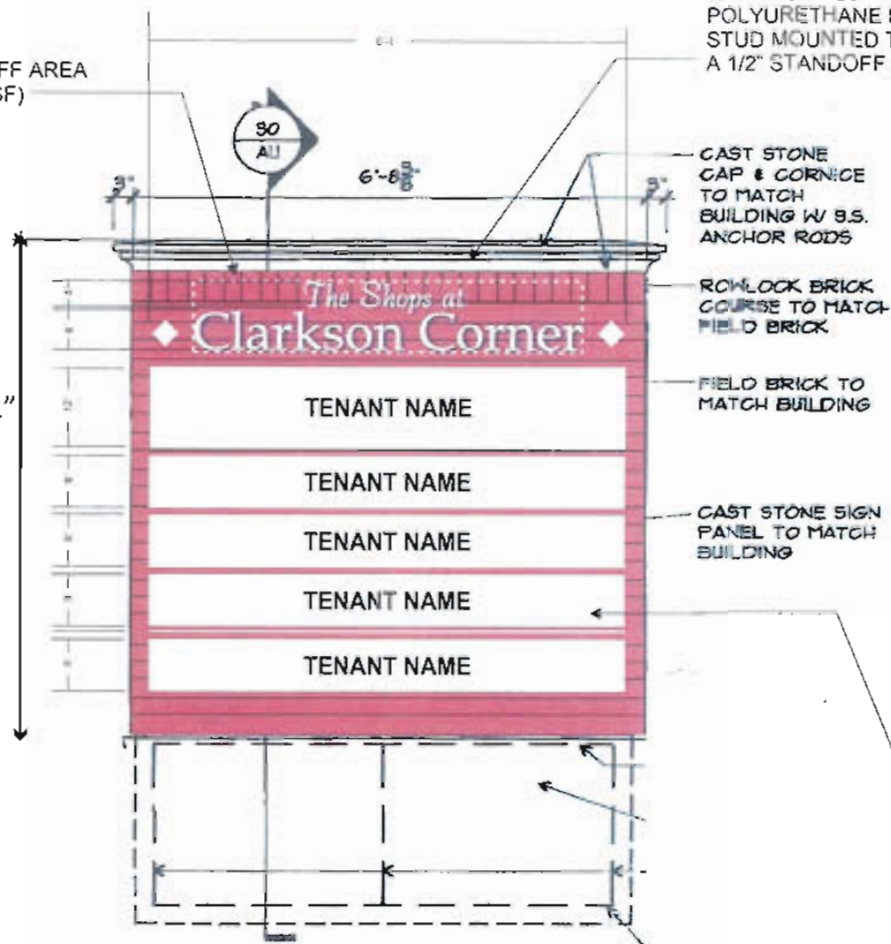
The Shops at Clarkson Corner



**Monument sign
location**

ENTIRE BOXED OFF AREA
(10" X 5'-0") (4.15 SF)

81"



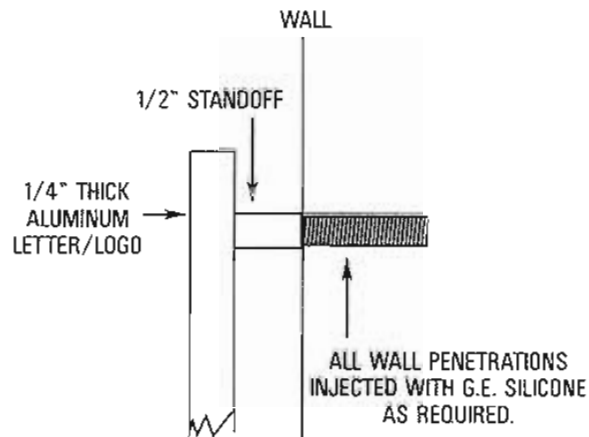
1/4" THICK ALUMINUM CUT OUTS WITH AN ACRYLIC
POLYURETHANE PAINT FINISH (COLOR TBD)
STUD MOUNTED TO BRICK BACKGROUND WITH
A 1/2" STANDOFF AS REQUIRED.

CAST STONE
CAP & CORNICE
TO MATCH
BUILDING W/ S.S.
ANCHOR RODS

ROWLOCK BRICK
COURSE TO MATCH
FIELD BRICK.

FIELD BRICK TO
MATCH BUILDING

CAST STONE SIGN
PANEL TO MATCH
BUILDING



F.C.O. ALUMINUM LETTER DETAIL - NTS

1" DEEP ALUMINUM PAN
FACES MOUNTED FLUSH TO
STONE BACKGROUND WITH
CONCEALED ANGLE CLIPS
AS REQUIRED.

PANS PAINTED TO MATCH
STONE (VERIFY PAINT CODE).

TENANT COPY TO BE 1/4"
THICK ALUMINUM CUT OUTS
STUD MOUNTED FLUSH
TO PAN FACES.

(VERIFY COPY AND COLORS).

29 MONUMENT SIGN ELEVATION

SCALE: 1/2" = 1'-0"

HOOK



Four (4) Special Design Aluminum Pans

- * Edges are raised and painted to match
- * Acrylic letters are mounted to aluminum pan and painted to match
- * See details for specs
- * Woman=20.58 sq.ft. Misses=40.5 sq.ft.
- * Petites= 19.6 sq.ft.

One (1) Kids - Aluminum Pan w/ beveled edge

- * 1/8" aluminum edges are beveled in elliptical oval shape painted black
- * Acrylic letters are mounted to aluminum pan and painted to match
- * Installed center over doorway of Kids section of storefront
- * 23.13 sq.ft.

Five (5) sets of Closed Ended Awnings w/ soffits

- * One Woman; One Petites; One Misses; Two Kids
- * 2/3 red & 1/3 black
- * Flashing installed along top for waterproof fit

STOREFRONT ELEVATION (SOUTH)

SCALE 1/16" = 1'-0"



SALES: DICK COPELAND

ACC. M.: THAIS LADAS

ART: A.SCOGGIN/6-23-03

DWG # 30306027-03a

REVISION: 9-5-03as

SCALE:

LOCATION:

#142/7009



NOTE: IF ANY FIELD MEASUREMENTS DIFFER FROM THOSE ON THIS PRINT PLEASE NOTIFY NORTH AMERICAN SIGNS @ (800) 348-5000



One (1) Special Design Aluminum Pan

- * Edges are raised and painted to match
- * Acrylic letters are mounted to aluminum pan and painted to match
- * See details for specs
- * Misses=40.5 sq.ft.

Two (2) sets of Closed Ended Awnings w/ soffits

- * 2/3 red & 1/3 black
- * Flashing installed along top for waterproof fit

STOREFRONT ELEVATION (WEST)

SCALE 1/16=1'-0"



SALES: DICK COPELAND

ACC. M.: THAIS LADAS

ART: A.SCOGGIN/6-23-03

DWG # 30306027-03b

REVISION: 9-5-03as



SCALE:

LOCATION:






#142/7009



NOTE: IF ANY FIELD MEASUREMENTS DIFFER FROM THOSE ON THIS PRINT PLEASE NOTIFY NORTH AMERICAN SIGNS @ (800) 348-5000



**1/2" TH. ACRYLIC LETTERS
PAINTED TO MATCH:**

-  ----- (RED) Pt-131
-  ----- (BLACK) Pt-132
-  ----- (GOLD) Pt-63
& (BLACK) Pt-132
-  ----- (BLACK) Pt-132
-  ----- (GOLD) Pt-63

Aluminum Pan Detail

Scale 3/8"-1'-0"

Three (3) Special Design Aluminum Pans

- * Edges are raised and painted to match
- * Acrylic letters are mounted to aluminum pan and painted to match
- * Two Misses installed over doorways (west & south elevations)
- * One Petites centered over awning on Petites section of storefront
- * See elevation drawings for approximate locations

***ALL MEASUREMENTS MUST BE FIELD VERIFIED

**NAS SHOP DRAWINGS BASED ON CSN UPDATES FROM 2002



SALES: DICK COPELAND

DWG # 30306027-03c

LOCATION:

ACC. M.: THAIS LADAS

REVISION: 9-5-03as


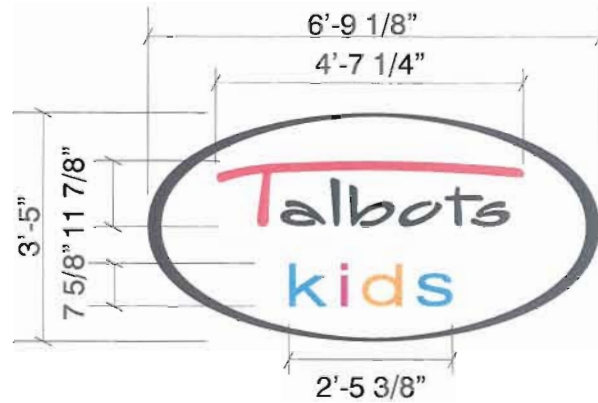
#142/7009

ART: A.SCOGGIN/6-23-03

SCALE:



NOTE: IF ANY FIELD MEASUREMENTS DIFFER FROM THOSE ON THIS PRINT PLEASE NOTIFY NORTH AMERICAN SIGNS @ (800) 348-5000



One (1) Woman - Special Design Aluminum Pan

- * Edges are raised and painted to match
- * Acrylic letters are mounted to aluminum pan and painted to match
- * Installed over door to Woman's section of storefront
- * See elevation drawings for approximate locations

One (1) Kids - Aluminum Pan w/ beveled edge

- * 1/8" aluminum edges are beveled in elliptical oval shape painted black
- * Acrylic letters are mounted to aluminum pan and painted to match
- * Installed center over doorway of Kids section of storefront
- * See elevation drawings for approximate locations

**1/2" TH. ACRYLIC LETTERS
PAINTED TO MATCH:**

- (RED) Pt-131
- (BLACK) Pt-132
- (GOLD) PT-63 & (BLACK) PT-132
- (TEAL) Pt-147
- (RASPBERRY) Pt-148
- (TANGERINE) Pt-149
- (BLUE) Pt-146
- (GREY) Pt-140
- (BLACK) Pt-132
- FIELD ----- (GOLD) Pt-63
- KIDS FIELD ----- (WHITE) Pt-130

Aluminum Pan Detail

Scale 3/8"-1'-0"

***ALL MEASUREMENTS MUST BE FIELD VERIFIED

**NAS SHOP DRAWINGS BASED ON CSN UPDATES FROM 2002



SALES: DICK COPELAND

ACC. M.: THAIS LADAS

ART: A.SCOGGIN/6-23-03

DWG # 30306027-03d

REVISION: 9-5-03as

SCALE:

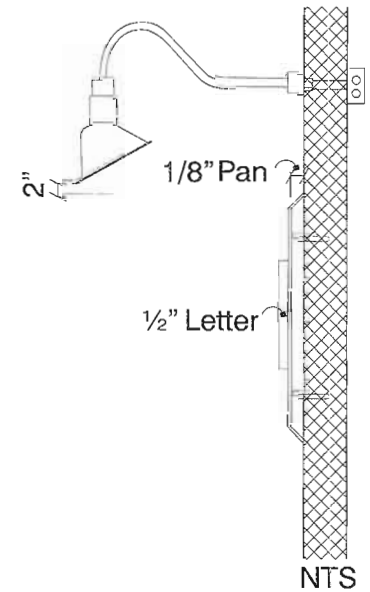
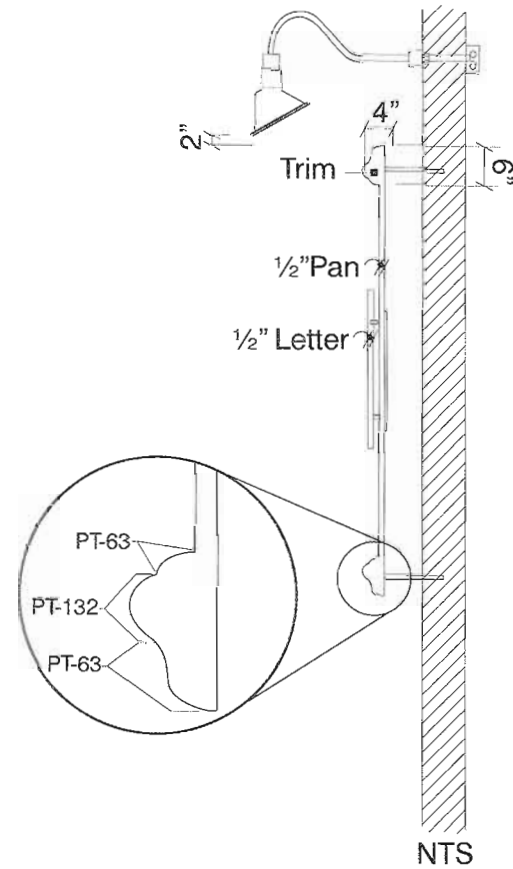
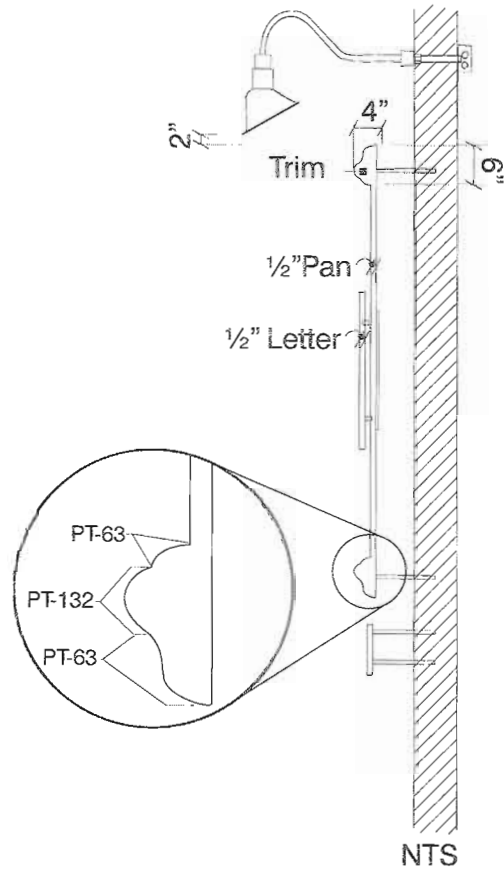
LOCATION:

#142/7009



CHESTERFIELD, MO

NOTE: IF ANY FIELD MEASUREMENTS DIFFER FROM THOSE ON THIS PRINT PLEASE NOTIFY NORTH AMERICAN SIGNS @ (800) 348-5000



***ALL MEASUREMENTS MUST BE FIELD VERIFIED

**NAS SHOP DRAWINGS BASED ON CSN UPDATES FROM 2002



SALES: DICK COPELAND

DWG # 30306027-03e

LOCATION:

ACC. M.: THAIS LADAS

REVISION: 9-5-03as

#142/7009

ART: A.SCOGGIN/6-23-03

SCALE:

Talbots
CHESTERFIELD, MO

NOTE: IF ANY FIELD MEASUREMENTS DIFFER FROM THOSE ON THIS PRINT PLEASE NOTIFY NORTH AMERICAN SIGNS @ (202) 348-5000

South Elevation Awning Detail




Bottom of awning installed 8'-1" aff

AWNING COLOR DETAIL


- FB 22** - SIGNTECH COLORKOTE
RED No. 2510
- FB 23** - SIGNTECH COLORKOTE
BLACK No. 2025
- FB 24** - John Boyle & Company/Textilene Plus FR
WHITE No. NXS 055



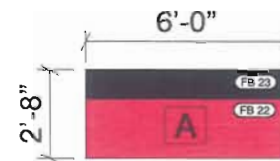
Bottom of awning installed 8'-8" aff



Bottom of awning installed 8'-1" aff



Bottom of awning installed 7'-4" aff



Bottom of awning installed 7'-4" aff

Five (5) sets of Closed Ended Awnings w/ soffits

- * One Woman; One Petites; One Misses; Two Kids
- * See elevation for install locations
- * 2/3 red & 1/3 black
- * Flashing installed along top for waterproof fit

***ALL MEASUREMENTS MUST BE FIELD VERIFIED

**NAS SHOP DRAWINGS BASED ON CSN UPDATES FROM 2002



SALES: DICK COPELAND
ACC. M.: THAIS LADAS
ART: A.SCOGGIN/6-23-03

DWG # 30306027-03h
REVISION: 9-5-03as
SCALE: 3/16"-1'-0"

LOCATION:
#142/7009




NOTE: IF ANY FIELD MEASUREMENTS DIFFER FROM THOSE ON THIS PRINT PLEASE NOTIFY NORTH AMERICAN SIGNS @ (800) 348-5000

West Elevation Awning Detail

AWNING COLOR DETAIL

- FB 22** - SIGNTECH COLORKOTE
RED No. 2510
- FB 23** - SIGNTECH COLORKOTE
BLACK No. 2025
- FB 24** - John Boyle & Company/Textilene Plus FR
WHITE No. NXS 055



Two (2) sets of Closed Ended Awnings w/ soffits

- * See elevation for install locations
- * 2/3 red & 1/3 black
- * Flashing installed along top for waterproof fit

***ALL MEASUREMENTS MUST BE FIELD VERIFIED

**NAS SHOP DRAWINGS BASED ON CSN UPDATES FROM 2002



SALES: DICK COPELAND

ACC. M.: THAIS LADAS

ART: A.SCOGGIN/6-23-03

DWG # 30306027-03i

REVISION: 9-5-03as

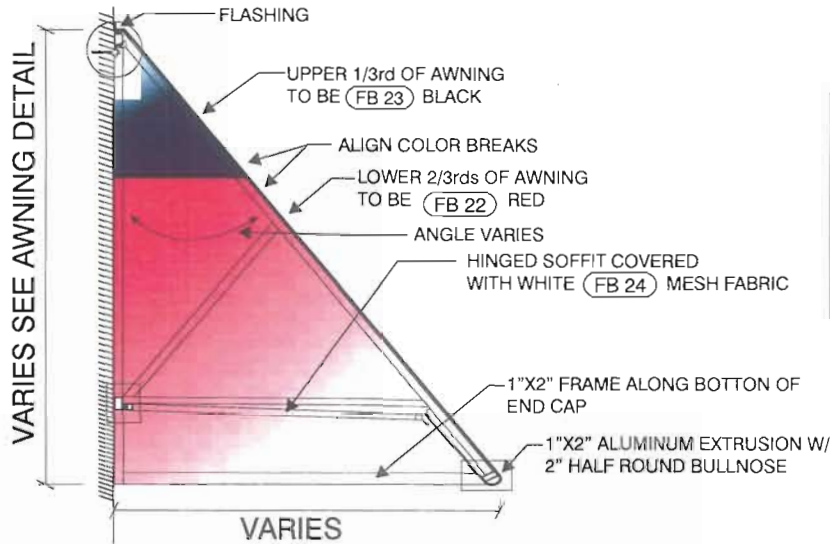
SCALE: 3/16"=1'-0"

LOCATION:

#142/7009



NOTE: IF ANY FIELD MEASUREMENTS DIFFER FROM THOSE ON THIS PRINT PLEASE NOTIFY NORTH AMERICAN SIGNS @ (800) 348-5000



AWNING COLOR DETAIL

- (FB 22) - SIGNTECH COLORKOTE RED No. 2510
- (FB 23) - SIGNTECH COLORKOTE BLACK No. 2025
- (FB 24) - John Boyle & Company/Textilene Plus FR WHITE No. NXS 055

SIDE VIEW AWNING DETAIL
NTS

Appropriate fastener

1 1/2"

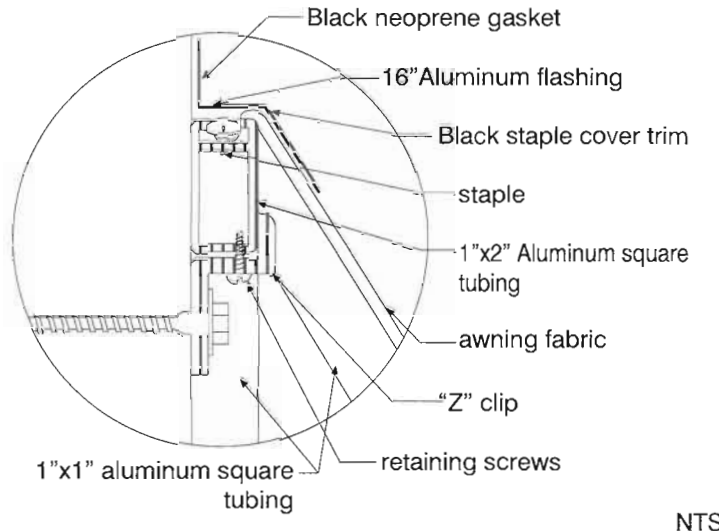
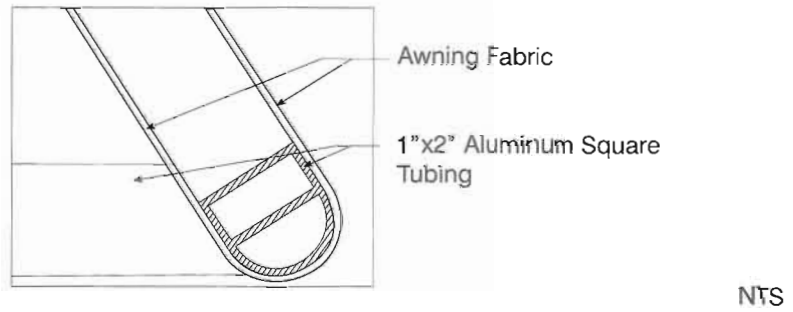
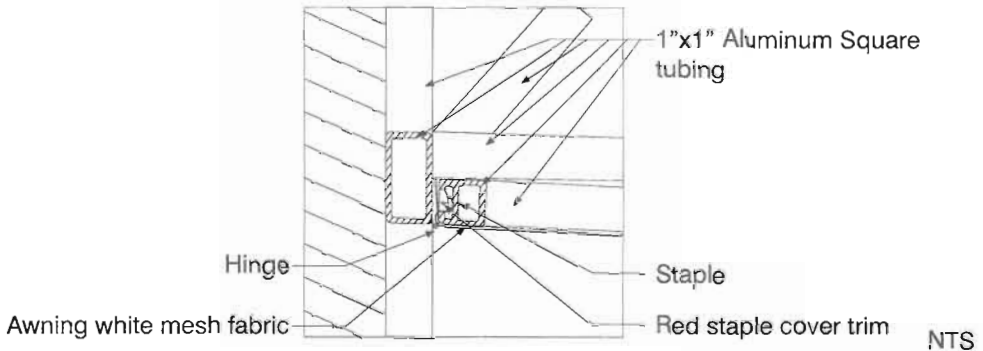
1 1/8"

1/2" h&m

NTS

Flashing Detail

- * Brake formed aluminum sheet
- * .063 thickness
- * cut lengths to match awning dimensions
- * black in color



***ALL MEASUREMENTS MUST BE FIELD VERIFIED
**NAS SHOP DRAWINGS BASED ON CSN UPDATES FROM 2002





SALES: DICK COPELAND
ACC. M.: THAIS LADAS
ART: A.SCOGIN/6-23-03

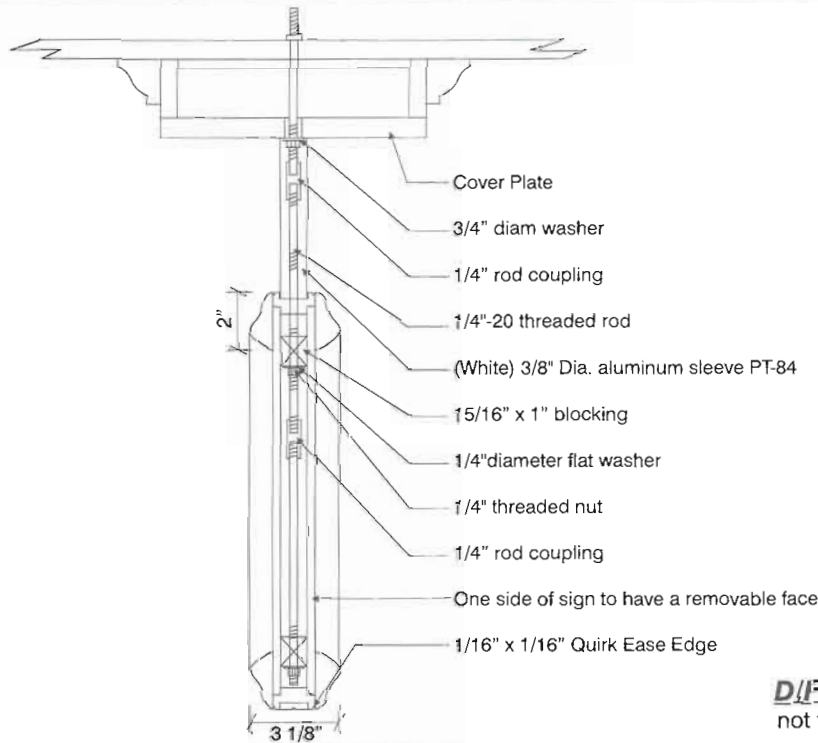
DWG # 30306027-03j
REVISION: 9-5-03as
SCALE:

LOCATION:
#142/7009





scale 3/4" = 1'-0"



D/I/F SECTION
not to scale

ONE (1) DOUBLE FACED TRANSITION SIGN

FIRST SURFACE VINYL:

T
albots

--- GERBER 220-53 Opaque Cardinal Red

--- GERBER 220-22 Opaque Matte Black

PETITES

--- GERBER 220-22 Opaque Matte Black

--- GERBER 220-31 Opaque Medium Grey

PLASTIC T-MOLDING:

--- Polished Brass #2381 from Outwater Plastics Ind.

* Aluminum Oval Center Panel painted PT-63 Gold

***ALL MEASUREMENTS MUST BE FIELD VERIFIED
**NAS SHOP DRAWINGS BASED ON CSN UPDATES FROM 2002



SALES: DICK COPELAND

DWG # 30306027-031

LOCATION:

ACC. M.: THAIS LADAS

REVISION: 9-5-03as



#142/7009

ART: A.SCOGGIN/6-23-03

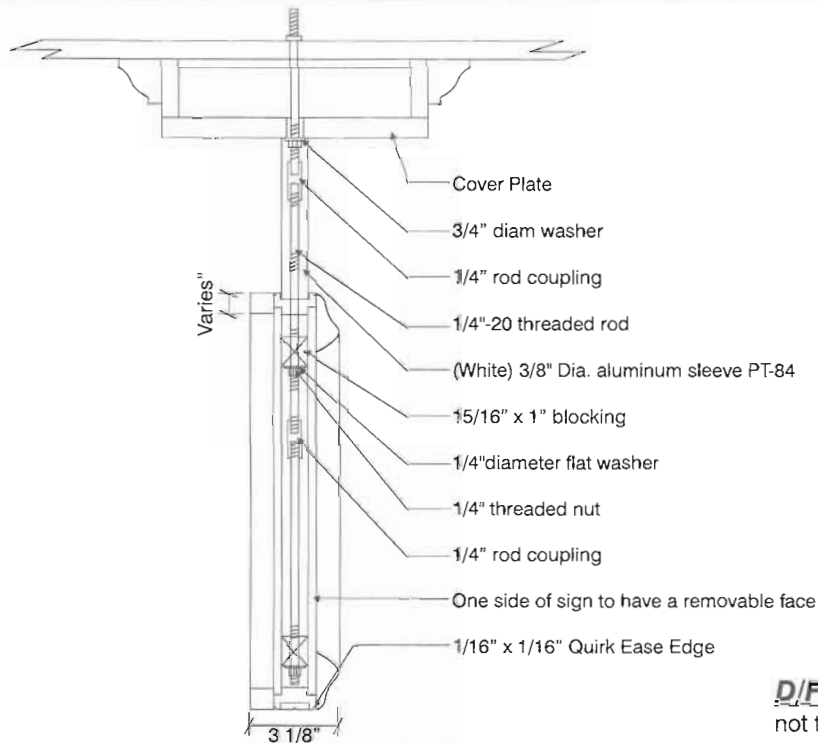
SCALE:

Talbots
CHESTERFIELD, MO

NOTE: IF ANY FIELD MEASUREMENTS DIFFER FROM THOSE ON THIS PRINT PLEASE NOTIFY NORTH AMERICAN SIGNS @ (800) 348-5000



scale 3/4" = 1'-0"



D/F SECTION
not to scale

ONE (1) DOUBLE FACED TRANSITION SIGN

FIRST SURFACE VINYL:



- GERBER 220-53 Opaque Cardinal Red
- GERBER 220-22 Opaque Matte Black
- GERBER 220-22 Opaque Matte Black
- GERBER 220-31 Opaque Medium Grey
- GERBER 220-307 Opaque teal
- GERBER 220-273 Opaque raspberry
- GERBER 220-14 Opaque tangerine
- GERBER 220-47 Opaque blue

* Aluminum Oval Center Panel painted PT-63 Gold

* Kids oval painted PT-130 white

***ALL MEASUREMENTS MUST BE FIELD VERIFIED
**NAS SHOP DRAWINGS BASED ON CSN UPDATES FROM 2002



SALES: DICK COPELAND

ACC. M.: THAIS LADAS

ART: A.SCOGGIN/6-23-03

DWG # 30306027-03m

REVISION: 9-5-03as


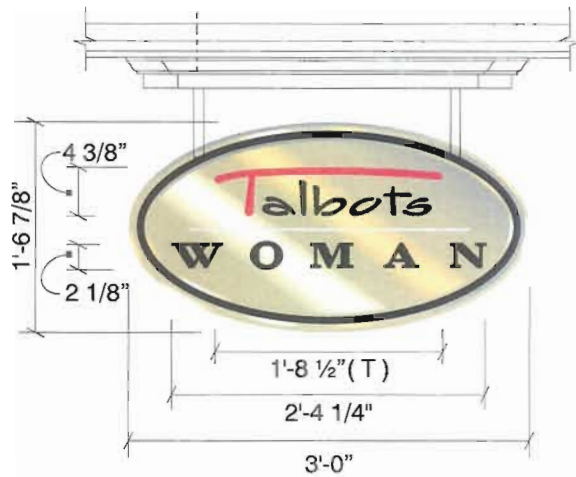
SCALE:

LOCATION:

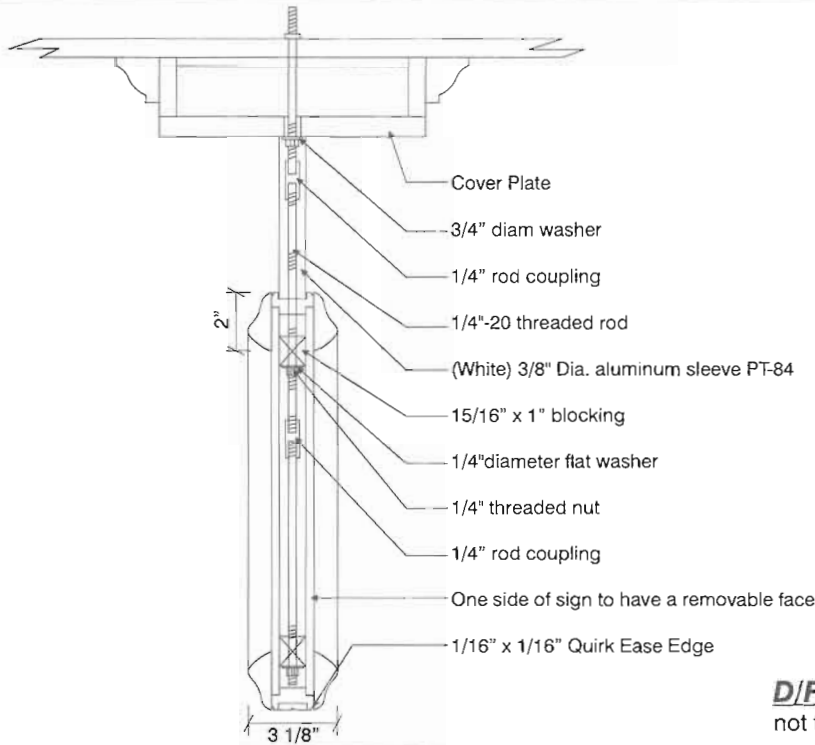
#142/7009



NOTE: IF ANY FIELD MEASUREMENTS DIFFER FROM THOSE ON THIS PRINT PLEASE NOTIFY NORTH AMERICAN SIGNS @ (800) :348-5000.



scale 3/4" = 1'-0"



D/I SECTION
not to scale

ONE (1) DOUBLE FACED TRANSITION SIGN

FIRST SURFACE VINYL:

- T** --- GERBER 220-53 Opaque Cardinal Red
- albots** --- GERBER 220-22 Opaque Matte Black
- W O M A N** --- GERBER 220-22 Opaque Matte Black
- GERBER 220-31 Opaque Medium Grey

* Aluminum Oval Center Panel painted
PT-63 Gold

***ALL MEASUREMENTS MUST BE FIELD VERIFIED
**NAS SHOP DRAWINGS BASED ON CSN UPDATES FROM 2002



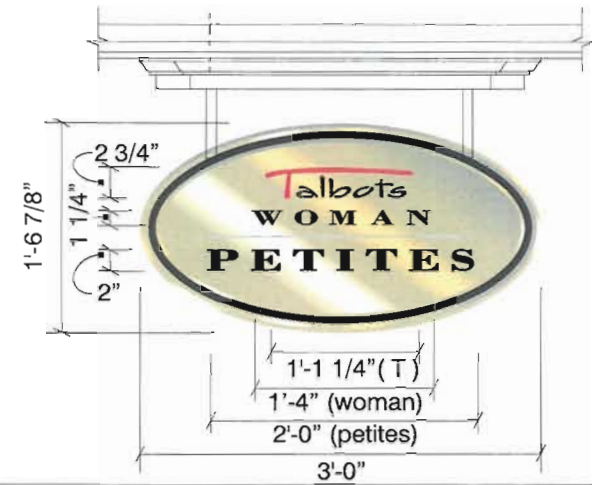
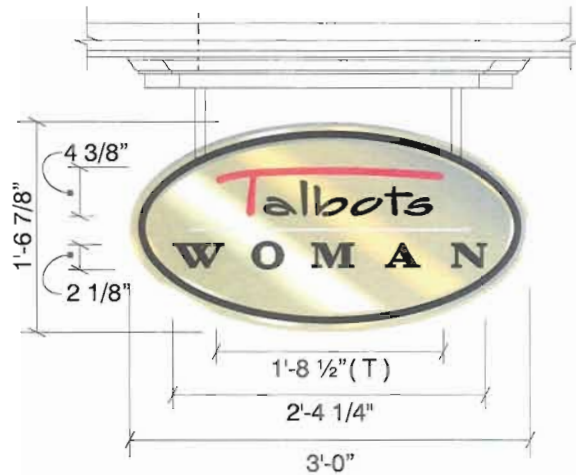
SALES: DICK COPELAND
ACC. M.: THAIS LADAS
ART: A.SCOGGIN/6-23-03

DWG # 30306027-03n
REVISION: 9-5-03as
SCALE:

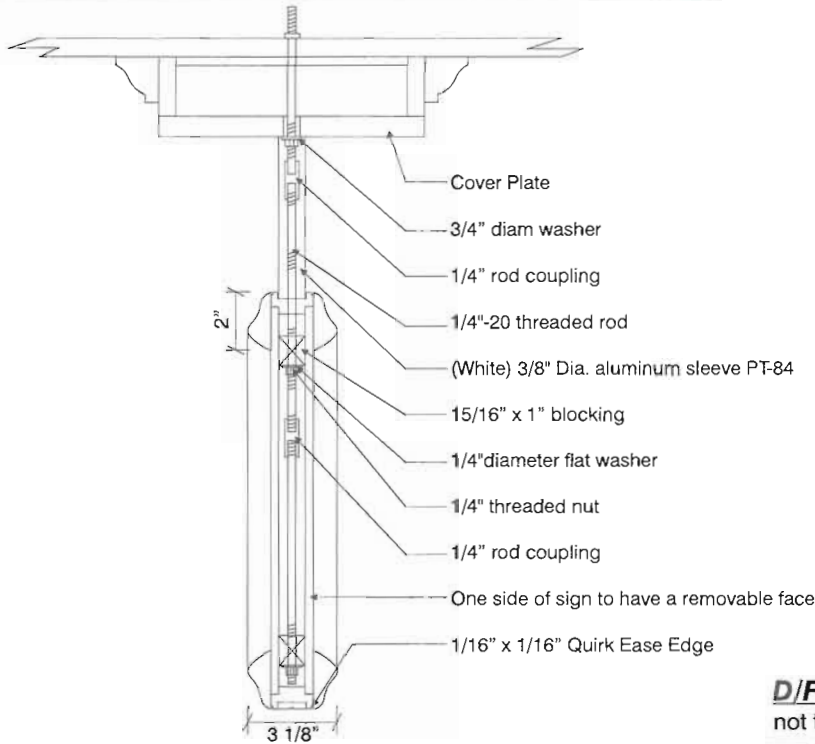
LOCATION:
#142/7009



NOTE: IF ANY FIELD MEASUREMENTS DIFFER FROM THOSE ON THIS PRINT PLEASE NOTIFY NORTH AMERICAN SIGNS @ (800) 348-5000



scale 3/4" = 1'-0"



D/I SECTION
not to scale

ONE (1) DOUBLE FACED TRANSITION SIGN

FIRST SURFACE VINYL:

T
albots

--- GERBER 220-53 Opaque Cardinal Red

--- GERBER 220-22 Opaque Matte Black

W O M A N
P E T I T E S

--- GERBER 220-22 Opaque Matte Black

--- GERBER 220-31 Opaque Medium Grey

* Aluminum Oval Center Panel painted
PT-63 Gold

***ALL MEASUREMENTS MUST BE FIELD VERIFIED
**NAS SHOP DRAWINGS BASED ON CSN UPDATES FROM 2002



SALES: DICK COPELAND

ACC. M.: THAIS LADAS

ART: A.SCOGGIN/6-23-03

DWG # 30306027-03p

REVISION: 9-5-03as

SCALE:

LOCATION:

#142/7009

Talbots
CHESTERFIELD, MO

NOTE: IF ANY FIELD MEASUREMENTS DIFFER FROM THOSE ON THIS PRINT PLEASE NOTIFY NORTH AMERICAN SIGNS @ (800) 348-5000



ONE TALBOTS DRIVE
HINGHAM, MA 02043

PHONE 781-749-7600
FAX 781-741-7177

Bradford
E. Prescott

Architect Certificate
No. 001-202101049
Expiration Date 12/31/2003

BID SET
DATE: 05/23/05

FOR INFORMATION REQUIRED FOR
BID SUBMITTAL, CONSULT THE
PROJECT MANUAL, PREPARED BY
THE PROJECT

CONSULTANTS

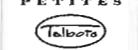

REGISTRATION

REVISIONS

NO. BY DESCRIPTION DATE

1 SUP BULLETIN #1 5/27/05

PROJECT



1885 CLARKSON ROAD
CHESTERFIELD, MA 01827
PROJECT #02-032

SHEET TITLE

010101

DRAW. DATE: 05/23/05

SCALE: AS SHOWN

DATE: 05/23/05

DRAWING NO.:

CHECKED BY: A1.3

SHEET OF: 13

PROJECT NO. 02-032

BAY SCHEDULE to MENA SALES

DAY #	TYPE	NO. OF BAYS	REF.	EST. NUMBER	EST. COST
W101	WALL	1	11.1	4/95.0	
W102	WALL	2	11.2	4/95.0	
W103	WALL	2	11.3	4/95.0	
W104	WALL	2	11.4	4/95.0	
W105	WALL	2	11.5	4/95.0	
W106	WALL	2	11.6	4/95.0	
W107	WALL	2	11.7	4/95.0	
W108	WALL	2	11.8	4/95.0	
W109	WALL	2	11.9	4/95.0	
W110	WALL	2	12.0	4/95.0	
W111	WALL	2	12.1	4/95.0	
W112	WALL	2	12.2	4/95.0	
W113	WALL	2	12.3	4/95.0	
W114	WALL	2	12.4	4/95.0	
W115	WALL	2	12.5	4/95.0	
W116	WALL	2	12.6	4/95.0	
W117	WALL	2	12.7	4/95.0	
W118	WALL	2	12.8	4/95.0	
W119	WALL	2	12.9	4/95.0	
W120	WALL	2	13.0	4/95.0	
W121	WALL	2	13.1	4/95.0	
W122	WALL	2	13.2	4/95.0	
W123	WALL	2	13.3	4/95.0	
W124	WALL	2	13.4	4/95.0	
W125	WALL	2	13.5	4/95.0	
W126	WALL	2	13.6	4/95.0	
W127	WALL	2	13.7	4/95.0	
W128	WALL	2	13.8	4/95.0	
W129	WALL	2	13.9	4/95.0	
W130	WALL	2	14.0	4/95.0	
W131	WALL	2	14.1	4/95.0	
W132	WALL	2	14.2	4/95.0	
W133	WALL	2	14.3	4/95.0	
W134	WALL	2	14.4	4/95.0	
W135	WALL	2	14.5	4/95.0	
W136	WALL	2	14.6	4/95.0	
W137	WALL	2	14.7	4/95.0	
W138	WALL	2	14.8	4/95.0	
W139	WALL	2	14.9	4/95.0	
W140	WALL	2	15.0	4/95.0	
W141	WALL	2	15.1	4/95.0	
W142	WALL	2	15.2	4/95.0	
W143	WALL	2	15.3	4/95.0	
W144	WALL	2	15.4	4/95.0	
W145	WALL	2	15.5	4/95.0	
W146	WALL	2	15.6	4/95.0	
W147	WALL	2	15.7	4/95.0	
W148	WALL	2	15.8	4/95.0	
W149	WALL	2	15.9	4/95.0	
W150	WALL	2	16.0	4/95.0	
W151	WALL	2	16.1	4/95.0	
W152	WALL	2	16.2	4/95.0	
W153	WALL	2	16.3	4/95.0	
W154	WALL	2	16.4	4/95.0	
W155	WALL	2	16.5	4/95.0	
W156	WALL	2	16.6	4/95.0	
W157	WALL	2	16.7	4/95.0	
W158	WALL	2	16.8	4/95.0	
W159	WALL	2	16.9	4/95.0	
W160	WALL	2	17.0	4/95.0	
W161	WALL	2	17.1	4/95.0	
W162	WALL	2	17.2	4/95.0	
W163	WALL	2	17.3	4/95.0	
W164	WALL	2	17.4	4/95.0	
W165	WALL	2	17.5	4/95.0	
W166	WALL	2	17.6	4/95.0	
W167	WALL	2	17.7	4/95.0	
W168	WALL	2	17.8	4/95.0	
W169	WALL	2	17.9	4/95.0	
W170	WALL	2	18.0	4/95.0	
W171	WALL	2	18.1	4/95.0	
W172	WALL	2	18.2	4/95.0	
W173	WALL	2	18.3	4/95.0	
W174	WALL	2	18.4	4/95.0	
W175	WALL	2	18.5	4/95.0	
W176	WALL	2	18.6	4/95.0	
W177	WALL	2	18.7	4/95.0	
W178	WALL	2	18.8	4/95.0	
W179	WALL	2	18.9	4/95.0	
W180	WALL	2	19.0	4/95.0	
W181	WALL	2	19.1	4/95.0	
W182	WALL	2	19.2	4/95.0	
W183	WALL	2	19.3	4/95.0	
W184	WALL	2	19.4	4/95.0	
W185	WALL	2	19.5	4/95.0	
W186	WALL	2	19.6	4/95.0	
W187	WALL	2	19.7	4/95.0	
W188	WALL	2	19.8	4/95.0	
W189	WALL	2	19.9	4/95.0	
W190	WALL	2	20.0	4/95.0	
W191	WALL	2	20.1	4/95.0	
W192	WALL	2	20.2	4/95.0	
W193	WALL	2	20.3	4/95.0	
W194	WALL	2	20.4	4/95.0	
W195	WALL	2	20.5	4/95.0	
W196	WALL	2	20.6	4/95.0	
W197	WALL	2	20.7	4/95.0	
W198	WALL	2	20.8	4/95.0	
W199	WALL	2	20.9	4/95.0	
W200	WALL	2	21.0	4/95.0	

BAY SCHEDULE to PETITE'S SALES

DAY #	TYPE	NO. OF BAYS	REF.	EST. NUMBER	EST. COST
W201	WALL	2	17.1	1/40.4	
W202	WALL	2	17.2	1/40.4	
W203	WALL	2	17.3	1/40.4	
W204	WALL	2	17.4	1/40.4	
W205	WALL	2	17.5	1/40.4	
W206	WALL	2	17.6	1/40.4	
W207	WALL	2	17.7	1/40.4	
W208	WALL	2	17.8	1/40.4	
W209	WALL	2	17.9	1/40.4	
W210	WALL	2	18.0	1/40.4	
W211	WALL	2	18.1	1/40.4	
W212	WALL	2	18.2	1/40.4	
W213	WALL	2	18.3	1/40.4	
W214	WALL	2	18.4	1/40.4	
W215	WALL	2	18.5	1/40.4	
W216	WALL	2	18.6	1/40.4	
W217	WALL	2	18.7	1/40.4	
W218	WALL	2	18.8	1/40.4	
W219	WALL	2	18.9	1/40.4	
W220	WALL	2	19.0	1/40.4	
W221	WALL	2	19.1	1/40.4	
W222	WALL	2	19.2	1/40.4	
W223	WALL	2	19.3	1/40.4	
W224	WALL	2	19.4	1/40.4	
W225	WALL	2	19.5	1/40.4	
W226	WALL	2	19.6	1/40.4	
W227	WALL	2	19.7	1/40.4	
W228	WALL	2	19.8	1/40.4	
W229	WALL	2	19.9	1/40.4	
W230	WALL	2	20.0	1/40.4	
W231	WALL	2	20.1	1/40.4	
W232	WALL	2	20.2	1/40.4	
W233	WALL	2	20.3	1/40.4	
W234	WALL	2	20.4	1/40.4	
W235	WALL	2	20.5	1/40.4	
W236	WALL	2	20.6	1/40.4	
W237	WALL	2	20.7	1/40.4	
W238	WALL	2	20.8	1/40.4	
W239	WALL	2	20.9	1/40.4	
W240	WALL	2	21.0	1/40.4	
W241	WALL	2	21.1	1/40.4	
W242	WALL	2	21.2	1/40.4	
W243	WALL	2	21.3	1/40.4	
W244	WALL	2	21.4	1/40.4	
W245	WALL	2	21.5	1/40.4	
W246	WALL	2	21.6	1/40.4	
W247	WALL	2	21.7	1/40.4	
W248	WALL	2	21.8	1/40.4	
W249	WALL	2	21.9	1/40.4	
W250	WALL	2	22.0	1/40.4	
W251	WALL	2	22.1	1/40.4	
W252	WALL	2	22.2	1/40.4	
W253	WALL	2	22.3	1/40.4	
W254	WALL	2	22.4	1/40.4	
W255	WALL	2	22.5	1/40.4	
W256	WALL	2	22.6	1/40.4	
W257	WALL	2	22.7	1/40.4	
W258	WALL	2	22.8	1/40.4	
W259	WALL	2	22.9	1/40.4	
W260	WALL	2	23.0	1/40.4	
W261	WALL	2	23.1	1/40.4	
W262	WALL	2	23.2	1/40.4	
W263	WALL	2	23.3	1/40.4	
W264	WALL	2	23.4	1/40.4	
W265	WALL	2	23.5	1/40.4	
W266	WALL	2	23.6	1/40.4	
W267	WALL	2	23.7	1/40.4	
W268	WALL	2	23.8	1/40.4	
W269	WALL	2	23.9	1/40.4	
W270	WALL	2	24.0	1/40.4	
W271	WALL	2	24.1	1/40.4	
W272	WALL	2	24.2	1/40.4	
W273	WALL	2	24.3	1/40.4	
W274	WALL	2	24.4	1/40.4	
W275	WALL	2	24.5	1/40.4	
W276	WALL	2	24.6	1/40.4	
W277	WALL	2	24.7	1/40.4	
W278	WALL	2	24.8	1/40.4	
W279	WALL	2	24.9	1/40.4	
W280	WALL	2	25.0	1/40.4	
W281	WALL	2	25.1	1/40.4	
W282	WALL	2	25.2	1/40.4	
W283	WALL	2	25.3	1/40.4	
W284	WALL	2	25.4	1/40.4	
W285	WALL	2	25.5	1/40.4	
W286	WALL	2	25.6	1/40.4	
W287	WALL	2	25.7	1/40.4	
W288	WALL	2	25.8	1/40.4	
W289	WALL	2	25.9	1/40.4	
W290	WALL	2	26.0	1/40.4	
W291	WALL	2	26.1	1/40.4	
W292	WALL	2	26.2	1/40.4	
W293	WALL	2	26.3	1/40.4	
W294	WALL	2	26.4	1/40.4	
W295	WALL	2	26.5	1/40.4	
W296	WALL	2	26.6	1/40.4	
W297	WALL	2	26.7	1/40.4	
W298	WALL	2	26.8	1/40.4	
W299	WALL	2	26.9	1/40.4	
W300	WALL	2	27.0	1/40.4	

BAY SCHEDULE to MENA SALES

DAY #	TYPE	NO. OF BAYS	REF.	EST. NUMBER	EST. COST
W301	WALL	2	17.1	1/40.4	
W302	WALL	2	17.2	1/40.4	
W303	WALL	2	17.3	1/40.4	
W304	WALL	2	17.4	1/40.4	
W305	WALL	2	17.5	1/40.4	
W306	WALL	2	17.6	1/40.4	
W307	WALL	2	17.7	1/40.4	
W308	WALL	2	17.8	1/40.4	
W309	WALL	2	17.9	1/40.4	
W310	WALL				